PPG Ecologia & Conservação
Universidade Estadual de Santa Cruz

JOSÉ CLEMENSOU DOS REIS JÚNIOR

Estudos ecológicos sobre as assembleias de rola-bosta (Coleoptera: Scarabaeinae) em áreas de pastoreio e de preservação da Caatinga da região do Raso da Catarina

PPG Ecologia & Conservação

Universidade Estadual de Santa Cruz

JOSÉ CLEMENSOU DOS REIS JÚNIOR

Estudos ecológicos sobre as assembleias de rola-bosta (Coleoptera: Scarabaeinae) em áreas de pastoreio e de preservação da Caatinga da região do Raso da Catarina

Tese apresentada ao programa de Pós-graduação em Ecologia e Conservação da Biodiversidade da Universidade estadual de Santa Cruz, para obtenção do título de Doutor em Ecologia e Conservação.

Orientador: Dr. Jacques Hubert Charles Delabie

Co-orientador: Dr. Federico Escobar Sarria

ILHÉUS - BAHIA
2025

FICHA CATALOGRÁFICA

JOSE CLEMENSOU DOS REIS JUNIOR

Estudos ecológicos sobre as assembleias de rola-bosta

(Coleoptera: Scarabaeinae) em áreas de pastoreio e de preservação

da Caatinga da região do Raso da Catarina

BANCA AVALIADORA

Dr. Pedro Giovâni da Silva
Universidade de Brasília

Dra. Lucrecia Arellano Gámez
Instituto de Ecología, A. C., México

Dra. Claudia Elizabeth Moreno Ortega
Universidad Autónoma del Estado de Hidalgo, México

Dr. Jose Daniel Rivera Duarte
Universidad Nacional Autónoma de Honduras

Dra. Camila Righetto Cassano
Universidade Estadual de Santa Cruz

Dra. Priscila Paixão Lopes
Universidade Estadual de Feira de Santana

Dr. Jacques H. C. Delabie
Universidade Estadual de Santa Cruz
Centro de Pesquisas do Cacau - Ceplac
Orientador

Dr. Federico Escobar Sarria
Instituto de Ecología, A. C., México
Co-orientador

AGRADECIMENTOS

Meus sinceros agradecimentos à universidade Estadual de Santa Cruz (UESC) em especial a PROPP pelo apoio financeiro. À Coordenação de Aperfeiçoamento de Pessoal de Nível Superior - Brasil (CAPES) – pela concessão da minha bolsa de doutorado. A fundação Rufford pelo apoio financeiro ao projeto (36296-1), em especial Jane Raymond, pelo apoio. Ao programa de pós-graduação em Ecologia e Conservação da Biodiversidade, ao corpo docente, coordenadores e à equipe, em especial a Amábile e a Mayra, por toda atenção, disponibilidade e ajuda ao longo do curso. Ao laboratório MirmecoLab, Centro de Pesquisas do Cacau - CEPEC/CEPLAC pelo local de trabalho e pelas experiencias em grupo.

Ao professor doutor Jacques Delabie: agradeço pela incrível orientação ao longo desses anos, pelo incentivo, conselhos, pela paciência durante minha caminhada, linda amizade, e por ter me acolhido com tanto carinho, como um maravilhoso pai adotivo-acadêmico! Sempre disponível para resolver, discutir ou apenas escutar meus problemas acadêmicos e pessoais. Meu mais sincero muito obrigado! Estendo meus agradecimentos à sua linda família, Cléa e Laura!

Ao meu segundo papai acadêmico, professor doutor Federico Escobar: agradeço a incrível orientação, incentivo, amizade, e por ter primeiramente acreditado em mim para que eu pudesse pleitear uma vaga nesse doutorado, quando eu já me encontrava descrente dessa vida acadêmica. Obrigado também pelo apoio durante meu sanduiche no INECOL (Xalapa, México) e por ter me acolhido com tanto cuidado e carinho junto a sua família. Meu mais sincero muito obrigado! Estendo minha gratidão à sua querida esposa, Martha, e à sua filha, Isabel!

A minha querida amiga e mãezona do coração, Lourdinha, que me acolheu com tanto amor e carinho, fazendo dos meus dias no CEPEC menos difíceis. Meu imenso agradecimento e abraço!

Ao amigo “Formigão”, grande Dr. Elmo Kock, pela amizade, incentivo, colaborações e estadias em seu apartamento, onde tantas vezes serviu como ponto de apoio em minhas viagens Caatinga <> Mata atlântica. Muito obrigado pela parceria e amizade!

Ao meu grande e querido amigo Fabiano, que sempre me recebeu de portas abertas em sua casa me abrigando sempre que precisei utilizar como entreposto entre a Mata atlântica e a Caatinga. Obrigado pelo imenso carinho e atenção de sempre (já somam bons anos desde a graduação)! Estendo meus agradecimentos ao seu querido Pai e meu amigo, o grande Juracy! Muito obrigado por sempre me receberem com tamanha alegria!

Aos amigos, Matheus e Eric que me acolheram com tanto carinho em minha primeira estadia em Cuiabá! Lhes agradeço de coração!

Ao Dr. Fernando Z. Vaz-de-Mello por ter me recebido de portas abertas em seu laboratório e em sua belíssima coleção entomológica. Por me dar acesso a toda sua biblioteca, bichos, pelos ensinamentos sobre os escaravelhos, parcerias e amizade. Estendo meus agradecimentos ao pessoal de seu Laboratório de Scarabaeoidea da UFMT, em especial a Duda Maldaner, Paulo Duarte, Bruna Bordin, Thamara, Victor, Edrielly e todos do lab., muito obrigado por me acolherem, pelos momentos de aprendizado, café e descontração!

Ao querido amigo colombiano, Jorge Arias-Buritica que me recebeu com tanto carinho em Cuiabá numa 2ª estadia na coleção da UFMT, pelos ensinamentos passados sobre taxonomia de *Dichotomius* spp. e pelas cervejas também!

Aos amigos, companheiros e colegas que fiz durante minha estadia no INECOL, México, meu muito obrigado! Em especial a Marilú, Grillo, Roger, Daniel, Kevin, David, Lucrecia, Viridiana e tantos outros que neste momento temo estar esquecendo. Muito obrigado pela recepção, momentos de descontração e acolhida!

Aos meus queridos pais Sônia e Clemensou pai (Aka Betor) por todo apoio ao longo da minha vida, por terem sido os pais maravilhoso que são, desde pequeno me apoiando e incentivando-me sempre, obrigado por serem essa fortaleza na minha vida!

A minha irmã Mª Betina e minha linda sobrinha Laura , amo vocês!

Aos meus queridos tios, tia Ninha, tio Branco e também meus primos, João Victor e Kaylaine Reis por sempre terem me recebido com tanto carinho em minhas idas à São Paulo, para resolver questões de pesquisas ou não.

Aos meus queridos amigos, Dani (minha prima) e Dilmo, por sempre terem me acolhido com todo carinho e atenção em minhas idas a Salvador.

Ao querido primo e amigo "Bodinho" Lomanto por sempre ter me apoiado e acreditado em minha carreira científico-acadêmica.

Ao meu compadre, primo e irmão, Netinho (Aka. Krukenoide), bem como minha comadre e minha afilhada, por terem sempre me acolhido e apoiado quando precisei.

A minha família, tios, tias e anexos que sempre estiveram de prontidão com uma palavra de apoio, mensagem. Em especial aos meus avós maternos – Dona Lourdes e meu saudoso avô "Seu Zé de Santo", que faleceu antes que eu pudesse terminar minha tese e poder me perguntar "pra que serve isso agora?" hahaha.... aos meus saudosos avós paternos – Neca de Tibúrcio e Dona Laide que sempre foram apoiadores de meu crescimento e certamente estariam festejando comigo.

Agradeço a minha companheira, parceira de vida, apoiadora, meu amor, Nadir Yohana por todo amor e cuidado, paciência e compreensão durante não só este período de tese, mas toda essa caminhada acadêmica. Te amo!

Alfim, agradeço a todos e todas que de alguma forma me ajudaram direta ou indiretamente no desenvolvimento desta tese e que de alguma maneira meu cérebro falhou em lhes dar o devido crédito/agradecimento nominalmente, sintam-se, portanto, agradecidos!

SUMÁRIO

Resumo geral 9
Abstract 10
Introdução geral 11
Objetivo geral 22
Organização da tese 23
Thesis Organization 24
Capítulo I 25
Abstract 27
Introduction 28
Material and Methods 31
Results 35
Discussion 46
Conclusions and recommendations 53
Acknowledgements 54
References 55
Supplementary material 64
Capítulo II 76
Abstract 78
Introduction 79
Material and Methods 80
Results 82
Discussion 88
Conclusions 90
Acknowledgements 90
References 91
Supplementary material 94
Capítulo III 97
Abstract 99
Introduction 100
Material and Methods 103
Results 108
Discussion 117
Acknowledgements 123
References 124
Supplementary material 132

Capítulo IV 140
Abstract.....142
Introduction.....143
Material and Methods 146
Results 148
Discussion 150
Acknowledgements 156
References.....157
Supplementary material 170
Considerações finais 174
Limitações do estudo, sugestões de expansão do estudo 175
Conclusões finais 175
Referências Bibliográficas 177

RESUMO

A pressão humana sobre as florestas tropicais tem transformado esses ambientes naturais em habitats modificados, resultando no declínio da biodiversidade e na perda de serviços ecossistêmicos. Esta tese investigou os efeitos da pecuária sobre a biodiversidade de besouros coprófagos (Scarabaeinae) em diferentes escalas, combinando uma meta-análise continental com estudos de campo no bioma Caatinga, semiárido do Brasil. Os resultados mostram que a conversão de ecossistemas naturais em pastagens reduz de forma consistente a riqueza, abundância e diversidade funcional desses insetos, com maior severidade em florestas primárias e pastagens abertas. Fragmentos florestais de Caatinga ainda funcionam como refúgios de diversidade, mas as assembleias de organismos em pastagens são fortemente influenciadas pelo contexto da paisagem, mais do que por práticas locais de manejo. O uso de ivermectina e a dominância da espécie exótica de origem africana *Digitonthophagus gazella* podem contribuir para uma homogeneização biótica e uma erosão funcional, sobretudo devido à perda de paracoprídeos de tamanho grande, ameaçando a resiliência dos ecossistemas. Por outro lado, sistemas silvipastoris, árvores remanescentes e mosaicos de vegetação nativa podem mitigar parte dos impactos negativos da pecuária. Conclui-se que, embora essencial socioeconomicamente, a pecuária no semiárido impõe desafios ecológicos significativos, sendo necessária a implementação de estratégias sustentáveis de manejo para garantir a conservação da biodiversidade e a manutenção dos serviços ecossistêmicos na Caatinga.

Palavras-chave: Caatinga; Scarabaeinae; biodiversidade; pecuária; serviços ecossistêmicos; ecologia de paisagem.

ABSTRACT

Human pressure on tropical forests has transformed these natural environments into modified habitats, resulting in biodiversity decline and the loss of ecosystem services worldwide. This doctoral thesis investigated the effects of livestock farming on dung beetle (Scarabaeinae) diversity at different scales, combining a continental meta-analysis with field studies in the Caatinga biome, Brazil's semiarid region. Results indicate that the conversion of natural ecosystems into pastures consistently reduces species richness, abundance, and functional diversity, with the most severe impacts occurring in primary forests and open pastures. Caatinga forest fragments still act as important biodiversity refuges, but dung beetle assemblages in pastures are shaped primarily by landscape context rather than by local management practices. Ivermectin use and the dominance of the exotic African species *Digitonthophagus gazella* intensify biotic homogenization and functional erosion, particularly through the loss of large-bodied paracoprid beetles, thus compromising ecosystem resilience. Conversely, silvopastoral systems, remnant trees, and vegetation mosaics at landscape scale can mitigate part of the negative impacts of livestock. In conclusion, although livestock farming is socioeconomically vital in this region, it poses significant ecological challenges in semiarid regions, requiring the adoption of sustainable management strategies to reconcile biodiversity conservation with the maintenance of ecosystem services in the Caatinga.

Keywords: Caatinga; Scarabaeinae; biodiversity; livestock; ecosystem services; landscape ecology.

INTRODUÇÃO GERAL

Por que investigar os efeitos da pecuária sobre a biodiversidade?

O crescimento desenfreado da humanidade tem levado a modificação dos ambientes naturais de forma acelerada dada crescente necessidade de recursos naturais, por exemplo, alimentação (UN DESA, 2022; Jaureguiberry et al., 2022). Essas transformações têm gerado pressões antrópicas nos ambientes naturais, o que tem levado ao declínio de espécies e de seus serviços ecossistêmicos (Jaureguiberry et al., 2022). Essas transformações de uso da terra são consideradas uma das principais ameaças à biodiversidade e ao funcionamento das redes tróficas (Laurance et al. 2014; Zabel et al. 2019; Raven & Wagner, 2021; Jaureguiberry et al., 2022). Na Região Neotropical, a expansão da pecuária é um dos principais motivos de alteração e perda de áreas de vegetação nativa, em particular, florestas (Wassenaar et al., 2007; Caballero et al., 2023). Desta forma, a conversão em pastos desencadeia diversos efeitos sobre a biodiversidade (Fahrig, 2013; Haddad et al., 2015), dentre eles, a composição da matriz numa paisagem pode atuar como filtro que afeta o fluxo de espécies entre fragmentos. Essa matriz pode ser relativamente homogênea e dicotômica (Floresta-Pasto), ou heterogênea (Floresta-Pasto-Cultivos-Urbano), incluindo um mosaico de diferentes tipos de florestas (e.g., primária e secundária) e pastos (e.g. abertos e silvipastoril). Portanto, a pecuária pode afetar a biodiversidade em pelo menos duas escalas: ao nível da paisagem e ao nível local.

Os efeitos da pecuária a nível de paisagem

Em paisagens altamente modificadas pelo homem, a mudança do uso do solo, o estabelecimento de pastagens para pecuária se traduz pela perda direta de cobertura florestal, fragmentação e isolamento de fragmentos, resultando frequentemente em matrizes dissonantes e pouco favoráveis à manutenção da biodiversidade (Estrada-Carmona et al., 2020). Tais mudanças podem promover (i) uma maior heterogeneidade da biota (β diversity) – onde cada fragmento da paisagem abriga uma assembleia distinta do fragmento vizinho (Arroyo-Rodríguez et al., 2013; Dambros et al., 2024); ou (ii) uma homogeneização biótica, quando as extinções locais reduzem o conjunto regional de espécies, tornando as assembleias mais redundantes e semelhantes entre si (Lôbo et al., 2011; Siqueira et al., 2015; Arce-Peña et al., 2022). Entretanto, outros processos ecológicos podem atuar em paralelo ou sinergicamente, ajudando a (re)moldar

as assembleias e provocando cenários de homogeneização ou heterogeneização da biota (McKinney & Lockwood, 1999; Tscharntke et al., 2012; Socolar et al., 2016).

Entretanto, nem todas as matrizes ou habitats antropogênicos que compõem uma paisagem modificada pelo homem para agropecuária têm impactos apenas negativos sobre a biodiversidade. Em alguns casos, a ocorrência de árvores remanescentes ou a adoção de sistemas silvipastoris, bem como a manutenção de matas de galerias e cercas vivas, na escala de paisagem, pode favorecer a manutenção da biodiversidade e de seus serviços ecossistêmicos (León & Harvey, 2006; Arellano et al., 2008; Francesconi et al., 2011; Ríos-Díaz et al., 2021).

Os efeitos da pecuária a nível local

Ao nível local, os efeitos da pecuária estão associados principalmente às práticas de manejo adotadas pelos produtores. Entre elas, destacam-se: a intensidade e a duração do pastoreio, a renovação das pastagens por meios mecanizados, o uso de insumos agrícolas (por exemplo, fertilizantes, herbicidas, pesticidas) e o emprego de antiparasitários, tais como a ivermectina, para o controle de parasitas em bovinos. Tais práticas podem eliminar a capacidade de regeneração da vegetação nativa (gerando grandes porções de pastos abertos e dominados por gramíneas africanas), modificar as propriedades do solo (promovendo alta compactação ou solos desnudos, o que os torna propensos a processos de desertificação), e favorecer a propagação de espécies exóticas (Holmgren, 2002; Root et al., 2020). Além disso, o uso de produtos químicos pode gerar consequências ainda mais severas direta ou indiretamente nos organismos que vivem/utilizam as pastagens; por exemplo, os resíduos de ivermectinas metabolizados e secretados no esterco bovino apresentam efeitos negativos bem documentados sobre insetos coprófagos (Lumaret et al., 2012).

O pastoreio intenso a longo prazo pode favorecer espécies exóticas de besouros coprófagos com o passar do tempo (Morales-Trejo et al., 2024). O pastoreio afeta drasticamente a biodiversidade, diminuindo riqueza e abundância das espécies e seus efeitos podem prevalecer por anos, mesmo após a exclusão do gado (Filazzola et al., 2020). Há também de se notar que o pastoreio é fonte direta da compactação do solo nas pastagens, podendo superar a compactação provocada pelo maquinário agrícola (Bilotta et al., 2007). Entretanto, os efeitos do pastoreio não são universalmente negativos. Em ambientes secos (como as florestas secas tropicais sazonais ou SDTFs em inglês), o pastoreio pode promover maior diversidade de besouros coprófagos, resultando até numa riqueza de espécies maior em áreas de pastagem do

que em áreas de vegetação nativa, dependendo do bioma e das condições ambientais, como ocorre em áreas áridas do México (Verdú et al., 2007; Barragán et al., 2014). Esse contraste evidencia a dependência do contexto nos efeitos da pecuária, que variam conforme clima, tipo de vegetação e atributos funcionais das espécies. Não obstante, destaca-se a importância em investigar os mecanismos por trás da prevalência e da hiper abundância desses insetos em contextos de paisagem, em regiões de florestas secas tropicais sazonais.

O que sabemos sobre os besouros rola-bosta em pastagens?

O número acumulado de espécies de escaravelhos coprófagos numa determinada região e seus respectivos pastos, pode variar dependendo de fatores topológicos, processos em escala de paisagem, aspectos do manejo local, fatores biogeográficos e climáticos, entre outros (Halffter & Matthews, 1966; Escobar et al., 2005; Daniel et al., 2022; González-Gómez et al., 2023). No Brasil, cerca de 20 gêneros e 76 espécies de Scarabaeinae podem utilizar as pastagens com espécies pequenas >5 mm e grandes >20 mm (Tissiani et al., 2017). De modo geral, espera-se uma perda na diversidade quando se transforma (Nichols et al., 2007; ver Capítulo I), entretanto, em alguns casos, há maior riqueza e abundância de besouros encontrados nos pastos do que nos seus respectivos habitats naturais (Verdú et al., 2007; Barragán et al., 2014). No entanto, uma hiper abundância de poucas espécies de besouros de corpo pequeno é esperado (Nichols et al., 2007), além do favorecimento de espécies exóticas (Morales-Trejo et al., 2024). O efeito das transformações dos ambientes naturais em pastagens e o pastoreio sobre as assembleias de rola-bosta tem sido estudado ao redor do mundo (Davis et al., 2012; Barragán et al., 2014; Buse et al., 2015; Kenyon et al., 2016; Frank et al., 2017; González-Gómez et al., 2023), com ênfase na Região Neotropical (Arellano et al., 2023), talvez por abrigar o maior rebanho de gado do mundo (FAO, 2023). As respostas das assembleias desses insetos variam, podendo ser positivas, como observado na Europa (Buse et al., 2015) ou como em algumas regiões da Américas (Verdú et al., 2007; Barragán et al., 2014), ou negativas, com efeitos deletérios sobre a diversidade e seus serviços ecossistêmicos (Bourg et al., 2016; Cajaiba et al., 2017; Silva et al., 2017; Alvarado et al., 2019; Guerra-Alonso et al., 2020).

Um dos mais impactantes efeitos de amplo espectro é o uso de insumos químicos em práticas de manejo local de uma pastagem, sobretudo os do grupo das Ivermectinas (Strong, 1992; Lumaret et al., 2012; Jacobs & Scholtz, 2015). As ivermectinas possuem numerosos efeitos negativos sobre diversos organismos terrestres associados ao solo e às fezes, incluindo isópodes, nematódeos, minhocas e besouros coprófagos (Lumaret et al., 2012; Jacobs &

Scholtz, 2015; Jochmann & Blanckenhorn, 2016; Junco et al., 2021). Nos rola-bosta coprófagos (Scarabaeinae), tais impactos já foram documentados em detalhe, abrangendo desde alterações das condições fisiológicas que comprometem sua capacidade funcional (Verdú et al. 2015), até efeitos reprodutivos (González-Tokman et al., 2017; Martínez et al., 2017). As ivermectinas podem ainda ser bioacumuladas (Verdú et al., 2020), levando à redução de abundância e até o declínio de espécies (Verdú et al., 2018), com impactos nos grupos funcionais (paracoprídeos e telecoprídeos) e biomassa de espécies grandes (Tonelli et al., 2020), o que pode gerar efeitos diretos nas taxas de serviços ecossistêmicos providos pelos rola-bosta.

Por outro lado, problemas com pragas e a baixa taxa de ciclagem do esterco em pastagens levaram à adoção de programas de introdução de espécies de besouros coprófagos em diferentes países (Pokhrel et al., 2021). O caso mais emblemático ocorreu na Austrália, onde, na década de 1960, a falência do sistema de produção pecuária motivou a criação de órgãos governamentais e programas de pesquisa para selecionar e introduzir espécies capazes de lidar com o esterco bovino (Edwards, 2009). Isso porque a fauna local de rola-bosta havia evoluído associada às fezes de marsupiais, sendo pouco eficiente no processamento do esterco de gado (Edwards, 2009). Influenciando a introdução de espécies em outros países, como Brasil (Nascimento et al., 1990). *Digitonthophagus gazella* (Fabricius, 1787) é um exemplo emblemático de espécie amplamente distribuída em escala global devido a introduções destinadas a incrementar serviços ecossistêmicos na pecuária. De origem africana, caracteriza-se por hábitos generalistas, ciclo reprodutivo rápido e elevada plasticidade ambiental (Noriega et al., 2017, 2020). Entretanto, diferente dos casos da Austrália e Nova Zelândia, o Brasil ou outros países da Região Neotropical provavelmente não necessitavam da introdução, pois há muitas espécies nativas que habitam os pastos e são capazes de utilizar o esterco bovino como alimento (Tissiani et al., 2017; Maldaner et al., 2024). As introduções de rola-bostas exóticos em pastagens podem afetar a diversidade, composição e a integridade dos serviços ecossistêmicos providos pelos escarabeídeos (Filho et al., 2018; Garcia et al., 2022; Queiroz et al., 2023; ver Capítulo IV).

Nichols e colaboradores (2007) sintetizaram parte do conhecimento sobre as respostas dos besouros rola-bosta às ações antrópicas, incluindo a conversão de ambientes naturais em pastagens; no entanto, os mecanismos subjacentes a essas respostas em uma escala mais fina não foram explorados (ver Capítulo I). Mas por que a mudança do uso da terra, de ambientes naturais para pastagens, implica efeitos negativos sobre a fauna, pelo menos nas Américas? (Essa questão é aprofundada no Capítulo I). Esclarecendo um pouco essa indagação, a

conversão para pastagens implica numa alteração direta na complexidade do habitat, devido à redução dos níveis de complexidade da estrutura vertical da vegetação. Como consequência, aspectos microclimáticos são diretamente modificados, há uma acentuada perda de nichos e, sobretudo, ocorre uma drástica redução na diversidade de mamíferos.

Devido à sua história evolutiva, os escaravelhos coprófagos (Scarabaeinae) neotropicais são, em sua maioria, caracterizados por serem estenotópicos – isto é, apresentam alta afinidade com ambientes sombreados e ombrófilos, possuindo, portanto, baixa tolerância a ambientes alterados e a mudanças microclimáticas (Halffter & Matthews, 1966). Além disso, esses insetos apresentam forte afinidade e coevolução com os mamíferos (Halffter & Matthews, 1966; Raine & Slade, 2019), sendo altamente dependentes de sua presença como fonte primária de alimento e reprodução. Assim, reduções na fauna de mamíferos podem levar a processos de coextinção local em populações de besouros coprófagos (Nichols et al., 2009; Raine et al., 2018; Bogoni et al., 2019).

Por que utilizar os besouros rola-bosta como grupo-alvo?

Os escaravelhos coprófagos das subfamílias Scarabaeinae e Aphodiinae são taxonomicamente diversos, sendo compostos por ~ 7.000 e 3.600 espécies, respectivamente (Schoolmeesters, 2025). No Brasil, o “Catálogo Taxonômico da Fauna Brasileira” (CTFB) reconhece 801 espécies válidas e 59 subespécies, em 71 gêneros, sendo 222 táxons endêmicos (Vaz-de-Mello & Bordin, 2025). São notáveis a diversidade biológica e a adaptação a diversos nichos dessas subfamílias, porquanto, é possível encontrar estes insetos em praticamente todos os habitats terrestres, ou mesmo como inquilinos em ninhos de térmitas ou formigas (Vaz-De-Mello et al., 1998; Philips 2016; Gillett & Toussaint 2020), agarrados nos pelos de mamíferos, tais como o bicho preguiça (Arrow, 1933). Apesar de serem primariamente coprófagos, alguns podem exibir hábitos secundários necrófagos ou saprófagos (Halffter & Matthews, 1966; Halffter & Edmonds 1982; Marinoni et al., 2001); por sua vez, outros apresentam hábitos frugívoros (Halffter & Halffter, 2009). O grupo biológico é especialmente importante por desempenhar variadas funções e serviços ecossistêmicos (Nichols et al., 2008; deCastro-Arrazola et al., 2023). Desta forma, esses insetos são conhecidos como provedores de serviços ecossistêmicos relacionados ao “Supporting”, “Cultural”, “Provisioning” e “Regulating” de acordo com o Millennium Ecosystem Assessment (2005).

Os besouros rola-bosta, especialmente os coprófagos das subfamílias Scarabaeinae e Aphodiinae, desempenham um papel fundamental nos ecossistemas, sendo mediadores-chave da decomposição de matéria orgânica, aerificação ou bioturbação do solo, controle de parasitas, e redutor de emissões de metano em sistemas naturais e agropecuários (Nichols et al., 2008; Slade et al., 2016). Suas populações e comportamentos são fortemente influenciados pela complexidade ambiental (Halffter & Matthews, 1966; Reis et al., 2023), gradientes de elevação (Lobo & Halffter, 2000; Escobar et al., 2005, 2006, 2007), pela disponibilidade de recursos das diferentes fitofisionomias de um dado bioma (Halffter & Matthews, 1966), diversidade de mamíferos (Bogoni et al., 2019), características da paisagem (Rös et al., 2012; Sánchez-de-Jesús et al., 2016; Alvarado et al., 2018; González-Gómez et al., 2023), usos da terra (Escobar, 2004; Barragán et al., 2011; Reis et al., 2023), e no manejo local de determinado uso do solo (González-Gómez et al., 2023; ver Capítulo III). Isso evidencia a importância de diversificar os estudos sobre esses organismos, considerando sua relevância funcional em ambientes naturais e de uso agropecuário.

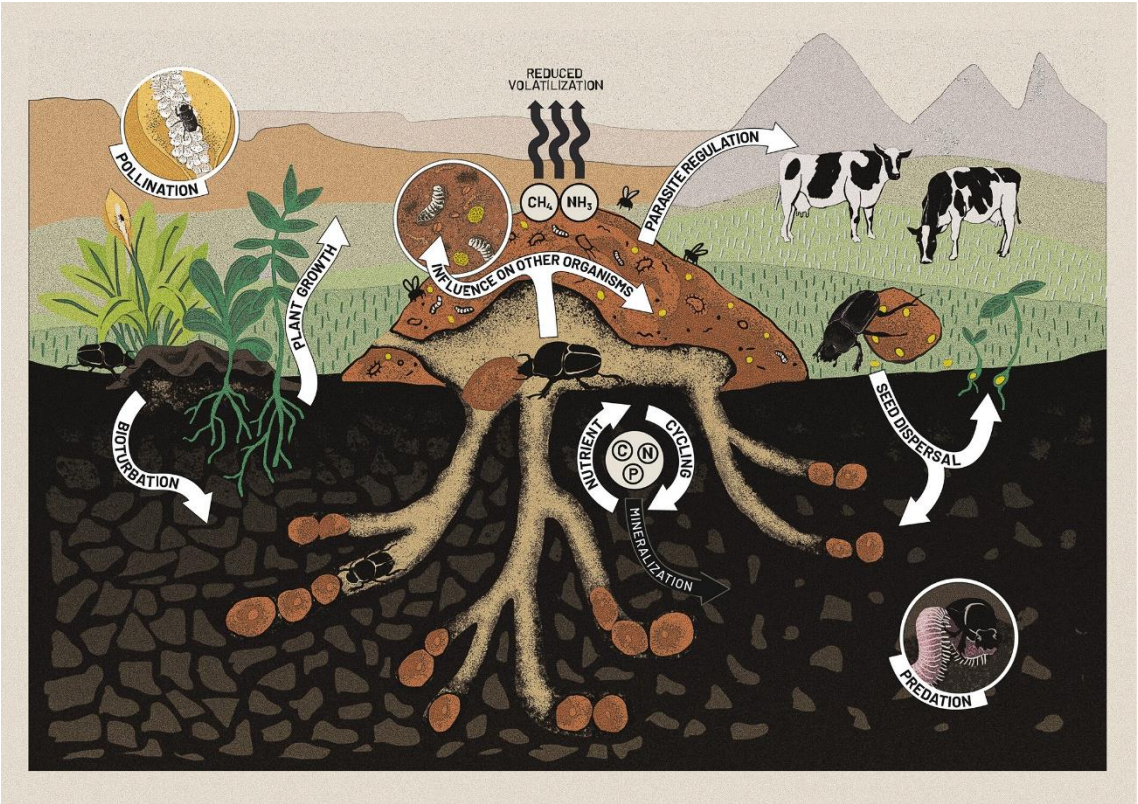

Figura 1. Serviços ou funções ecossistêmicas performadas pelos escaravelhos. Fonte: deCastro-Arrazola et al., 2023.

Caatinga: Um Bioma Singular e Desafiador

A Caatinga, ou mata (ka'a) branca (tinga), na língua indígena Tupi (Navarro, 2013), é o único bioma exclusivamente brasileiro, cobrindo aproximadamente 10% do território nacional, e se destaca por sua vegetação adaptada às condições extremas de semiárido, com baixa pluviosidade e temperaturas elevadas (Ab'Sáber, 1974; Bernardes, 1999; Silva et al., 2017a). Devido à sua proximidade com o Equador geográfico, as médias térmicas anuais na região variam entre 26 e 28 °C (Nimer, 1972). Aproximadamente 50 % da área da Caatinga recebe menos de 750 mm de precipitação anual, com algumas regiões apresentando índices inferiores a 500 mm, sendo raramente ultrapassados 1.000 mm anuais (Prado, 2003). Em relação aos meses secos, as chuvas distribuem-se normalmente num período de 6 e 9 meses, embora existam exceções que vão de um mínimo de 2 a 3 meses em brejos úmidos até extremos de 10 a 11 meses ao longo do ano (Nimer, 1972). Apesar das condições climáticas desafiadoras, como a irregularidade das chuvas e a ocorrência de períodos de secas severas (Ab'Sáber, 1974; Prado, 2003), a Caatinga é reconhecida como a região semiárida mais povoada do mundo e ao mesmo tempo mais biodiversa (Ab'Sáber, 1999; Silva et al., 2017a).

Apesar desses elementos climáticos que parecem ser desfavoráveis, a Caatinga abriga uma rica diversidade biológica, incluindo numerosas espécies endêmicas de flora e fauna que desempenham papéis ecológicos essenciais (Leal et al., 2005). No entanto, o bioma ainda carece de estudos científicos (Santos et al., 2011; Silva et al., 2017; Lessa et al., 2019) especialmente no que diz respeito à entomofauna (Santos et al., 2011), um grupo fundamental para a manutenção dos processos ecológicos, tais como polinização, decomposição, ciclagem dos nutrientes e controle biológico das pragas da agropecuária regional (Ramos et al., 2020).

A flora da Caatinga apresenta uma impressionante capacidade de adaptação às condições extremas do semiárido (Sampaio, 1995; Prado, 2003). Muitas espécies possuem mecanismos específicos de resistência à seca, como raízes profundas que alcançam o lençol freático (e.g. *Sarcomphalus joazeiro* (Mart.) Hauenschild; que se mantem verde ao longo do ano), folhas pequenas (microfilia) ou transformadas em espinhos para reduzir a evapotranspiração, tecidos suculentos que armazenam água em troncos, caules e raízes; ou raízes que mantêm reservas energéticas (e.g. *Spondias tuberosa* Arruda; "Batata de umbuzeiro") (Sampaio, 1995; Prado, 2003; Andrade et al., 2017; Queiroz et al., 2017). A vegetação da Caatinga também pode ser marcada pela abundância de cactáceas, como *Cereus jamacaru* DC. (mandacaru) e *Xiquexique gounellei* (F.A.C.Weber ex K.Schum.) Lavor & Calvente (xique-xique), e bromélias, como

Encholirium spectabile Mart. ex Schult. & Schult.f. (Macambira) e *Hohenbergia catingae* Ule. Essa complexa rede de adaptações fisiológicas e morfológicas não só permitem a sobrevivência das plantas, mas também sustenta uma vasta gama de organismos, incluindo insetos, aves e mamíferos, que dependem direta ou indiretamente dessas plantas para sua alimentação, abrigo e reprodução (Leal et al., 2005; Jorge et al., 2024).

Fitofisionomias e Ecorregiões da Caatinga: Diversidade e Interações Ecológicas

A Caatinga apresenta uma notável diversidade de fitofisionomias, que variam desde florestas secas e cerradões até campos abertos e áreas de vegetação arbustiva, que podem ser densas ou esparsas. Essas formações vegetais alternam entre a predominância de cactáceas e a dominação de leguminosas e euforbiáceas, sendo moldadas por fatores ambientais tais como clima, solo e topografia (Velloso et al., 2002; Prado, 2003). Do ponto de vista de estrutura e arranjo vegetal, quatro grandes grupos de Caatingas podem ser definidos, segundo o IBGE. As categorias são: (1) Savana estépica florestada; (2) Savana-estépica arborizada; (3) Savana-estépica parque; e (4) Savana-estépica gramíneo-lenhosa (**Figura 2**) (IBGE, 2012). Prado (2003), por sua vez, propõe sete grandes unidades de vegetação e tipos de comunidades da Caatinga em um nível mais detalhado, com treze fitofisionomias relacionadas ao tipo de espécies vegetais predominante e tipo de solo (para mais detalhes, ver Tabela 1 em Prado, 2003).

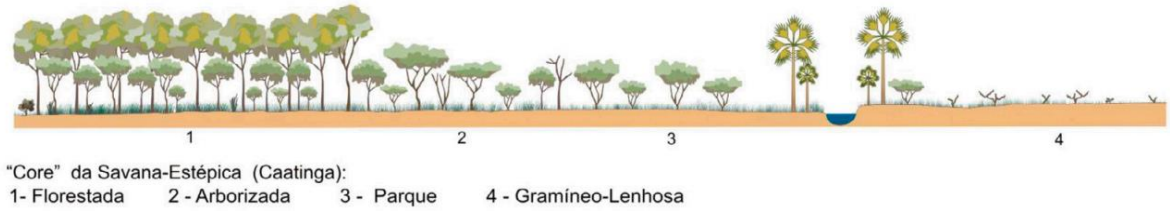

Figura 2. Perfis esquemáticos da Savana-Estépica (Caatinga). Fonte: IGBE (2012) adaptado de Veloso et al. (1991).

Quanto à estrutura vertical, a vegetação pode apresentar quatro estratos vegetais típicos diferentes : (i) arbóreo-alto (>12 metros; variando entre 15-20 metros), caracterizado por florestas altas e secas (Prado, 2003); (ii) arbóreo (8-12 metros), representado principalmente pela fitofisionomia 'Florestada'; (iii) arbustivo (2-5 metros), evidenciado pelas fitofisionomias 'Arborizada' e 'Parque'; e (iv) herbáceo (abaixo de 2 metros), representado pela formação 'Gramíneo-Lenhosa' (adaptado de Alves et al., 2009). Alguns representantes comuns de estrato arbóreo são: “Pau-pereiro” (*Aspidosperma pyrifolium* Mart.) com 9,5m de altura máxima, ‘Catingueira’ *Cenostigma pyramidale* (Tul.) Gagnon & G.P.Lewis com exemplares de 7 metros (Amorim et al., 2005). Não obstante, é possível encontrar árvores de porte ainda maiores na

Caatinga, que facilmente superam os 10 metros, como “Braúna” (*Schinopsis brasiliensis* Engl.) e “Orelha-de-nego” (*Enterolobium contortisiliquum* (Vell.) Morong), entre outras (Observação pessoal; Prado, 2003).

A Caatinga e os besouros

Apesar de representarem a maior diversidade de organismos do planeta, correspondendo a 72% das formas de vida conhecidas (Chapman, 2009) e constituírem a maior parte da biomassa do reino Animalia, especificamente no filo Arthropoda (Bar-On et al., 2018), os insetos (entomofauna) estão entre os grupos de animais proporcionalmente menos estudados no mundo (Klink et al., 2024). Na Caatinga, essa lacuna de conhecimento é ainda mais evidente, com estudos limitados a algumas regiões, principalmente aquelas próximas a centros de pesquisa e universidades (Brandão et al., 2000; Santos et al., 2011; Lessa et al., 2019).

Dentre os invertebrados menos estudados desse bioma estão os coleópteros (Hexapoda, Coleoptera) (Brandão et al., 2000; Brandão & Yamamoto, 2004), um dos grupos mais diversos do Planeta (Chapman, 2009). A falta de conhecimento sobre formas, variações intraespecíficas e a necessidade de descrição de novas espécies torna o levantamento e o estudo abrangente desse grupo um grande desafio. Isso é especialmente relevante, considerando que os coleópteros representam 74% das espécies de invertebrados conhecidas no mundo (Chapman, 2009). Essa diversidade extraordinária, aliada à lacuna de informações, evidencia a necessidade de mais esforços para compreender e catalogar a entomofauna da Caatinga, um bioma rico e ainda incipientemente explorado.

Dentre os poucos estudos realizados sobre coleópteros na Caatinga, a maioria concentrou-se em grupos ou famílias específicas de interesse agronômicos, econômico ou cultural, tais como os besouros das famílias Scarabaeidae (Salomão et al., 2017; da Silva-Queiroz et al., 2023), Cerambycidae (Bezerra-Gusmão et al., 2022; Salomão et al., 2024), Buprestidae (Iannuzzi et al., 2006), ou Chrysomelidae (Salomão et al., 2024). No entanto, há diversas exceções quando uma variedade maior de grupos de insetos foi estudada num único estudo (por exemplo, Iannuzzi et al., 2003; Rafael et al., 2017; Guedes et al., 2019). Esses estudos utilizaram frequentemente armadilhas do tipo *pitfall* (iscadas ou não); ou de Malaise (Iannuzzi et al., 2021). A diversificação dos métodos de coleta num único estudo pode auxiliar a detectar

espécies abundância ou comuns, bem como espécies mais raras e vagantes (Iannuzzi et al., 2021).

A Caatinga e os escaravelhos

Apesar da indiscutível importância dos escaravelhos coprófagos na pecuária, pouco se sabe sobre o atual cenário das espécies presentes nos pastos da Caatinga, ou quaisquer fatores ecológicos que moldem suas assembleias , embora importantes estudos tenham tentado elucidar parte dessa problemática, como Tissiani et al. (2017) e mais recentemente Maldaner et al. (2024). Entretanto, Tissiani et al. (2017) apresentam uma checklist de ocorrências ao nível do estado da Bahia para as espécies de Scarabaeinae, assim como uma chave dicotômica confiável para identificação das espécies. Porém, em razão da escassez de estudos basais para alimentar as bases de dados, essas informações tornam-se limitadas, apesar de comtemplarem espécies que têm ampla distribuição no Nordeste. Por outro lado, Maldaner e colaboradores (2024) apresentaram dados para as espécies de Scarabaeinae que ocorrem em pastos da América do Sul. Neste estudo, os autores trazem um robusto banco de dados com ocorrências de diversas espécies nativas de Scarabaeinae, o qual foi constituído a partir de inventários e coleções entomológicas em pastagens. Apesar de incluir boa parte dos estados no Brasil, esses dados não são tão representativos para a Caatinga. Isso evidencia a lacuna de conhecimento sobre esta região e reforça a fragilidade do conhecimento em termos de levantamentos de Scarabaeinae (ver **Figura 3**).

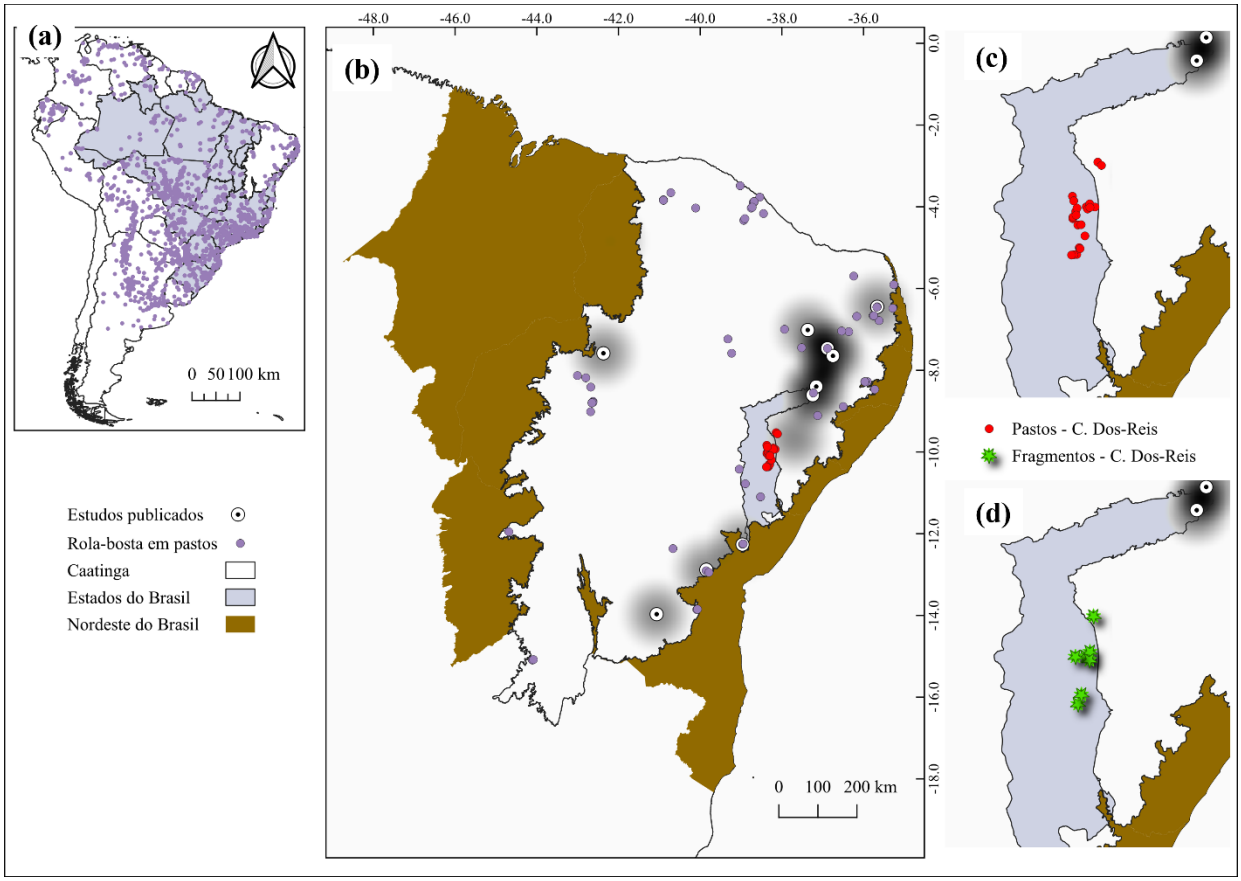

Figura 3. Registro de besouros rola-bosta (Scarabaeinae) em pastos da América do Sul (a) (dados de ocorrência extraídos de Maldaner et al., 2024). É importante frisar que os registros apresentados não são unicamente oriundos de inventários locais de Scarabaeidae; mas podem ser dados aproveitados de séries de coletas. (b) Ênfase na Caatinga, registros de pastos e inventários conduzidos na região. (c-d) locais de coleta dessa tese. Mancha de calor em escala de preto mostra a concentração dos trabalhos. Elaboração: C. Dos–Reis.

Panorama da pecuária na Bahia

A pecuária é uma das atividades econômicas mais antigas no Brasil Colônia, oriunda do tempo das capitanias hereditárias (Prado Junior, 1994). Atualmente, o Brasil possui um rebanho bovino de 238.626.442 cabeças (IBGE, 2023). Dentre os estados com o maior número de cabeças de gado, o rebanho bovino da Bahia ocupa a sétima colocação no país, com um total de 13.290.719 cabeças (IBGE, 2023). Praticamente todos os municípios da Bahia abrigam alguma atividade agropecuária (**Figura 4**). Contudo, essa atividade é distribuída irregularmente no estado. Na Região Nordeste, a pecuária remonta a meados do século XVII (Prado Junior, 1994).

Assim, a pecuária representa um componente central da economia e da paisagem da Caatinga. Compreender como essa atividade molda a diversidade de besouros coprófagos e afeta os serviços ecossistêmicos que eles fornecem é fundamental para conciliar produção pecuária e conservação da biodiversidade no semiárido brasileiro.

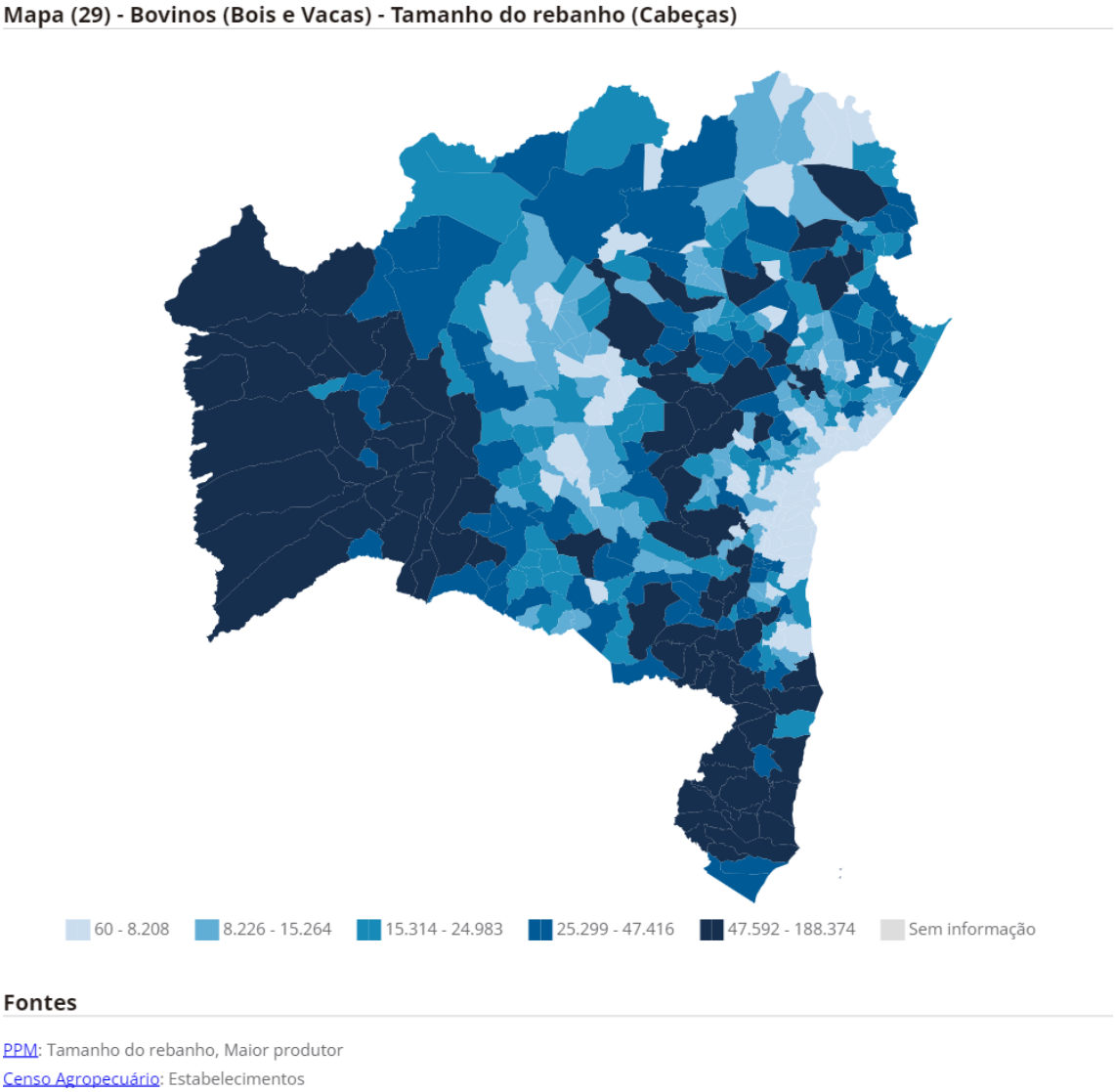

Figura 4. Importância do rebanho bovino (número de cabeças) por município no estado da Bahia, segundo IBGE (2023).

Objetivo geral

O objetivo geral desta tese é investigar como as pressões relacionadas à pecuária, em diferentes escalas: tanto a nível de paisagem quanto no manejo local, dos pastos e seus rebanhos afetam a diversidade e funções ecológicas dos besouros coprófagos (rola-bosta) na Caatinga, com ênfase em sua contribuição para os serviços ecossistêmicos em sistemas naturais e pastagens. Minha hipótese central é que tanto as características da paisagem quanto as práticas de locais de

manejo afetem a diversidade, composição, estrutura e grupos funcionais desses besouros, afetando, em consequência, os serviços ecossistêmicos por eles prestados nos pastos. A conservação de árvores nativas e de outros elementos naturais, bem como a manutenção de cobertura florestal e de fragmentos, deve favorecer as assembleias de besouros mais diversas. O presente estudo procura integrar abordagens taxonômicas, ecológicas e aplicadas, visando promover o manejo pecuário sustentável e a conservação da biodiversidade no bioma Caatinga. Esta tese de doutorado está alinhada ao Objetivo de Desenvolvimento Sustentável 15 da Agenda 2030 das Nações Unidas (ONU, 2025).

Organização da tese

No **capítulo I,** sintetizo, por meio de uma meta-análise, os efeitos da conversão de ecossistemas naturais em pastagens sobre as assembleias de besouros coprófagos nas Américas, identificando quais componentes dessas assembleias são mais impactados e como eles variam conforme diferentes contextos biogeográficos, zonas climáticas, estrutura vegetal, gradiente latitudinal. Por fim, discuto o porquê as espécies não são capazes de persistir e proponho alternativas de conservação para garantia de diversidade nos pastos. No **capítulo II,** descrevo a diversidade de besouros coprófagos em fragmentos de Caatinga na região do Raso da Catarina, que são expostos ao pastoreio bovino, documentando a composição das espécies, grupos funcionais e como as espécies nativas utilizam o esterco bovino nesse habitat. No **capítulo III,** avalio o efeito de métricas de paisagem e práticas de manejo local sobre as assembleias de besouros coprófagos na ecorregião do Raso da Catarina, identificando se os fatores em escala de paisagem ou de manejo local são mais importantes para a estruturação das comunidades. Por fim, no **capítulo IV,** investigo o efeito da espécie africana *Digitonthophagus gazella*, que foi introduzida com finalidades de manejo e controle de parasitas nas fezes bovina e que se tornou invasiva, sobre assembleias nativas e grupos funcionais, discutindo as implicações ecológicas de sua dominância para os serviços ecossistêmicos prestados por espécies nativas paracópridas e a relevância disso na pecuária da região. Alfim, apresento as lacunas científicas não resolvidas por esta tese, bem como principais achados e conclusões gerais.

THESIS ORGANIZATION

Chapter I

- **Dung beetles in a changing world: a comparative meta-analysis of effects on assemblages due to transformation from natural ecosystems to pasturelands in the Americas**

Chapter II

- **Dung beetle (Coleoptera: Scarabaeinae) assemblages' composition and structure of Caatinga of the Raso da Catarina ecoregion**

Chapter III

- **Landscape context is better predictor of dung beetle diversity than local management in pastures of semi-arid Brazil**

Chapter IV

- **Dominance of the exotic African dung beetle *Digitonthophagus gazella* (Fabricius, 1787) in pastures suppresses native dung beetles from the threatened Caatinga biome**

Conclusões finais

- Principais resultados, lacunas preenchidas e remanescentes, sugestões de novas pesquisas e conclusões gerais.

CAPÍTULO I

DUNG BEETLES IN A CHANGING WORLD: A COMPARATIVE META-ANALYSIS OF EFFECTS ON ASSEMBLAGES DUE TO TRANSFORMATION FROM NATURAL ECOSYSTEMS TO PASTURELANDS IN THE AMERICAS

Dung beetles in a changing world: a comparative meta-analysis of effects on assemblages due to transformation from natural ecosystems to pasturelands in the Americas

Clemensou Dos-Reis[1,2], Jacques H. C. Delabie[1,2] , Federico Escobar[3]

[1] Programa de Pós-graduação Ecologia e Conservação da Biodiversidade, Universidade Estadual de Santa Cruz, Rodovia Ilhéus-Itabuna, km 16 /Salobrinho, Ilhéus, Bahia, Brazil

[2] Cocoa Research Center, CEPLAC, Rodovia Jorge Amado, Km 22, Itabuna, Bahia 45600-970, Brazil

[3] Red de Ecoetología, Instituto de Ecología, A. C., Carretera antigua a Coatepec 351, Colonia El Haya, Xalapa 91073, Veracruz, Mexico

Abstract

The anthropogenic conversion of natural ecosystems into pastures and croplands is one of the main threats to biodiversity worldwide since agricultural land now accounts for approximately half of the habitable land on Earth. Therefore, a comprehensive assessment of the effects of agricultural land expansion is urgently needed. Dung beetles serve as a reliable bioindicator for assessing the loss of functional and biodiversity as they support a wide range of ecological services that are essential for maintaining livestock production in many agricultural landscapes. In this study, we provide a first assessment of the overall effects of livestock production on dung beetle assemblages in the Americas based on a meta–analysis. We have also performed subgroup analyses for biogeographical and climatic regions, elevation, an index of structural change to vegetation, pastureland type, and dung beetle functional groups. Our results suggest a consistent negative effect on dung beetle (Scarabaeidae) assemblages of transforming natural ecosystems into exotic pastures. Species richness and abundance generally followed the same patterns across different moderators/modulators, with distinct responses arising from different pasturelands. Our findings provide evidence that land–use changes for livestock production are detrimental to American dung beetle faunas, potentially jeopardizing their ecosystem services and threatening ecosystem resilience. However, as the responses of dung beetle assemblages depend on the magnitude of habitat change and land use intensity, more complex natural habitats tend to experience more severe effects from conversion into open pastures. As changes to dung beetle assemblages are more limited in more complex silvopastoral livestock pastures, the adoption of these systems is recommended as an effective strategy for conservation of biodiversity at both local and landscape scales.

Keywords: Anthropocene, Biodiversity, Land–use change, Scarabaeidae, Functional groups, Meta–analysis.

Introduction

Unlimited global growth in human populations is predicted to reach 11 billion by 2100 (UN DESA, 2022) and is expected to drive accelerated and increasing transformation of natural ecosystems into human–modified environments. Such anthropogenic pressure on natural resources is, currently, considered the main threat to global biodiversity and ecosystem functioning (Laurance et al. 2014; Zabel et al. 2019; Raven & Wagner, 2021). One aspect of this process of increasing human footprint on the planet is the creation of pasturelands for livestock, which are responsible for 50% of the entire worldwide deforestation (Ritchie & Roser, 2019; FAO, 2022) and 80% of the deforestation in the Neotropical region (Wassenaar et al., 2007, Figure S2). As a consequence, understanding how and to what extent this conversion impacts natural ecosystems is crucial for predicting, planning, and mitigating loss of biodiversity and ecosystem services (Kehoe et al., 2017; Williams et al., 2020). Maintaining biodiversity and associated ecosystem services contribute to ecosystem stability as well as human well–being and economic activities (Wallace, 2007; Brussaard et al., 2010; Coutts & Hahn, 2015; Slade et al., 2014; Olander et al., 2018).

The impact of human activities on ecosystems is reliably assessed through a taxon capable of indicating land–use effects on both biodiversity and ecosystem functioning (Holt & Miller, 2011). Among the insects, dung beetles (Scarabaeidae) are frequently used as ecological indicators to assess the effect on biodiversity exerted by human changes in land–use, in particular, expanded creation of livestock pastures (Halffter & Favila, 1993; Nichols & Gardner, 2011; Nunes et al., 2018; Carvalho et al., 2020; Reis et al., 2023). Evidence indicates that dung beetles respond to differences in soil type, vegetation structure, dung type availability, and environmental heterogeneity (Halffter & Matthews, 1966; Ratoni et al., 2023; Reis et al., 2023). They have a long evolutionary history associated with the dung of terrestrial vertebrates, particularly mammals, which they use for feeding and breeding (Halffter & Matthews, 1966; Halffter & Edmonds, 1982; Culot et al., 2013; Bogoni et al., 2019; Raine & Slade, 2019). Dung beetles of the subfamilies, Scarabaeinae and Aphodiinae are taxonomically diverse, comprising ~ 7000 and 3600 species, respectively (Schoolmeesters, 2025). They are typically classified into functional groups based on their food relocation behavior (*i.e.*, endocoprids, paracoprids, and telecoprids) and body size, which reflects their differential ecological roles and contributions to ecosystem services (Halffter & Edmonds, 1982; Hansiki & Cambefort, 1991; Milotić et al., 2017; Tonelli, 2021). Dung beetles are easy to sample using baited pitfalls and, through their tunelling and removal of dung, perform a wide variety of ecosystem services such

as nutrient cycling, soil aeration, enhancement of plant–growth, secondary seed dispersal, control of dung–breeding flies, parasite suppression and regulation of greenhouse gases (Nichols et al., 2008; Ridsdill-Smith & Edwards, 2011; Doube, 2018 deCastro-Arrazola et al., 2023). Some of these services are of great concern for pasture health and of economic value to the livestock industry (Nichols et al., 2008; Nervo et al., 2014; Slade et al., 2016; deCastro-Arrazola et al., 2023).

With the global expansion of cattle farming, the necessity to guarantee efficient dung removal led to national programs for the introduction of exotic dung beetle species into regions lacking suitable dung fauna (e.g. Australia, New Zealand and, USA; Fincher et al., 1983; Ridsdill-Smith & Edwards, 2011; Noriega et al., 2017; Doube, 2018; Noriega et al., 2020; deCastro-Arrazola et al., 2023; Vieira et al., 2024). There have also been introductions into tropical countries with a great diversity of native dung beetle species like Brazil, as well as other countries on the American continent, such as Chile and Uruguay. These introductions comprised Digitonthophagus gazella (Fabricius, 1787), a species of Afrotropical origin that is efficient in removing cattle excrement (Nascimento et al., 1990; Noriega et al., 2017). Therefore, the transformation of natural ecosystems into pasturelands with introduction of non–native species is of great concern for addressing sustainable ecological solutions in the face of global environmental change.

In the past few decades, many studies have examined key aspects of dung beetle ecology, including the effects of forest modification and fragmentation (Nichols et al., 2007), trait-mediated responses to forest conversion (Nichols et al., 2013), and broader anthropogenic drivers affecting communities and functions at a pan-tropical scale (Fuzessy et al., 2021), though often without distinguishing pastures as a specific factor. Recent efforts have also focused on the impacts of primary forest degradation (López–Bedoya et al., 2022), dung removal efficiency under experimental conditions (Noriega et al., 2023), taxonomic and functional diversity in Neotropical grazing systems (Arellano et al., 2023), the contribution of dung beetles to plant growth (Anderson et al., 2024), and their distribution across South American pasturelands (Maldaner et al., 2024). Although these studies have provided valuable insights and advancements, a broad gap remains in our understanding of dung beetle responses to the conversion of natural environments into pasturelands. We therefore consider that a new synthesis is both necessary and timely because none of the previous research has explored the specific mechanisms underlying the effects of pasture conversion. Furthermore, idiosyncratic responses may arise from distinct environments/biomes, biogeographical regions, and

functional groups. Understanding these patterns can help to more effectively guide future research and conservation efforts. As part of a global industry to meet food demands, livestock production in the Americas accounts for 35% of the world's cattle population (FAO, 2025; **Figure S1**). The rapid expansion of this industry in this region underscores the need for a comprehensive meta–analysis to evaluate the impact of replacing natural ecosystems with pasturelands.

Here, we conduct a meta-analysis that summarizes the effects of pastureland expansion on dung beetle assemblages of the Americas. The assessment investigates dung beetle responses to transformation of different natural ecosystems to different types of pasturelands. We then evaluated the mean effect size of this transformation on different components of dung beetle assemblages (i.e., species richness, number of individuals, biomass, and functional groups).

We analyzed whether different components of dung beetle assemblages are influenced by factors such as native habitat/ecosystem type, pasture type, geographic position (north-south) biogeographical region (Nearctic and Neotropic) and climate zones (using two categories: tropical and subtropical as well as the Köppen–Geiger climatic classification), and functional groups. We, also, used a meta–regression on elevation, latitude and an index of change in structural complexity of vegetation. Due to the close evolutionary relationship between the Neotropical dung beetle fauna and forest areas, we addressed the hypothesis that its transformation into pastureland (i.e., simplification of vegetation structure and changes in composition) strongly affects dung beetle assemblages in the Americas. We expect that: (i) in general, taxonomic diversity will respond negatively to ecosystem conversion (**Fig. 1**a), (ii) functional groups should show similar responses but some may be idiosyncratic, (iii) more extreme dung beetle responses will result from primary forest transformation out of distinct responses shown by native habitat types (i.e., primary or secondary vegetation), (iv) dung beetle assemblages of open or treeless pastures will be negatively affected whereas those of shaded or silvopastoral systems that should be positively affected, (v) the magnitude and direction of effects on different dung beetle assemblages will be directly influenced by geographical position, biogeographical region and climatic zones (**Fig. 1**a), (vi) a greater negative effect on dung beetle assemblages will emerge with increasing contrast between the vegetation structure of the former native ecosystem and the pastureland with which it is replaced there will be (**Fig. 1**b), (vii) we propose that the overall response of dung beetles to habitat change is modulated by latitude and that negative effects will be greater at lower latitudes around the equator (**Fig. 1**c).

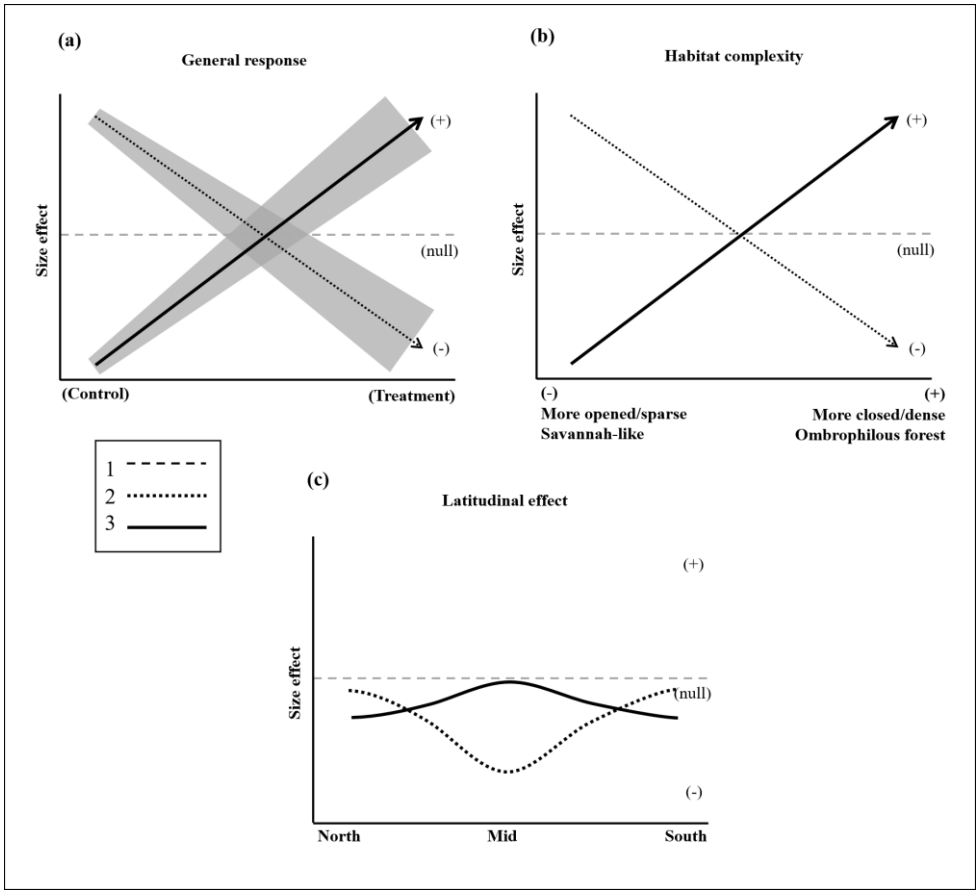

Fig. 1. Conceptual framework of hypotheses to be tested. Plot line a2 represents a negative response of dung beetle assemblages to habitat change, while a3 illustrates a positive response. In plot line b2, a stronger negative effect is expected with increasing contrast in vegetation structure between the original ecosystem and the pastureland whereas b3 shows an opposite pattern. Plot line c2 represents the hypothesis that lower latitudes around the equator are more negatively affected due to the higher contrast between historically stable habitats and pasturelands whereas c3 depicts a less pronounced, or opposite, but still negative pattern. The gray shaded areas indicate the margin of uncertainty, showing how the magnitude of the effect size may vary. Slashed line (1) represents null model.

Material and Methods

Search, inclusion and exclusion criteria

The effect on dung beetle assemblages of converting natural ecosystems into pasturelands was quantified using data from peer–reviewed literature published from 1961 to 2024. We performed a systematic search within three databases: Google Scholar, Clarivate–Web of Science (www.webofknowledge.com), SCOPUS (www.scopus.com), using terms included in the paper title, abstract, and keywords. These terms were [("dung beetle" OR scarabaei*) AND (pasture OR livestock OR “cattle raising” OR farming OR "cattle pasture" OR pastoralism OR "cattle management")]. Studies with inappropriate or missing data were excluded.

The search of three databases (excluding Google Scholar) found 1109 papers that were reduced to 840 after removing the duplicates (Fig. 2). We then excluded a further 245 articles that developed non-target topics such as chemical effects, behavior, and species descriptions. The remaining papers were included in the meta-analysis if they met the following three criteria (a, b ,c). The paper (a) must perform a comparison between a native habitat or ecosystem (control) and any type of exotic pastureland (treatment) either open pasture or silvopastoral. The paper (b) must contain numerical data on assemblage composition, species richness, number of individuals and/or biomass at the species, genera and/or morphospecies level that included the mean and standard deviation or any data from which the standard deviation could be measured. The study (c) must have been conducted in the Americas. This screening process resulted in a total of 31 papers (out of 595) to which we added a further five studies authored by us (C. Dos-Reis and F. Escobar) with no eligible studies within the 100 extracted from Google Scholar. In total, 36 articles and 249 comparisons were included in our meta–analysis (see Prisma 2000 – **Fig. 2**).

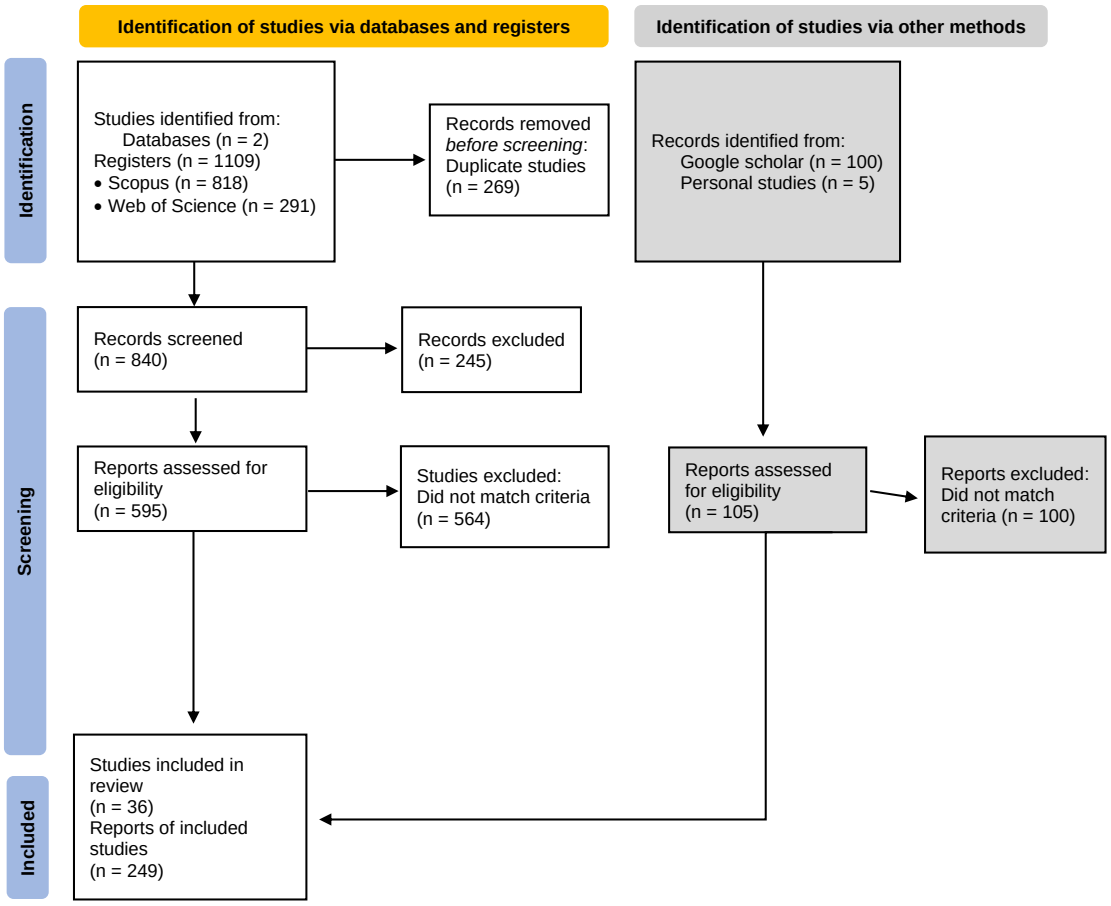

Fig. 2. Flow diagram to analysis of studies extracted from online scientific databases were screened for retention or deletion – proposed by PRISMA 2000 (Page et al., 2021).

Effect size

We used *Hedges d* to estimate the effect size of each case study through a random–effects meta–analysis. This approach uses weighted standardized deviations, which is useful to determine the effect magnitude of a treatment variable (Borenstein et al., 2009). We calculated the mean effect size and a 95% confidence interval for all comparisons, where negative and positive *Hedge's d* values indicate, respectively, a decrease or increase in dung beetle diversity species richness, abundance, and biomass.

Data extraction and analysis

When necessary, we extracted and converted published values. Confidence intervals (CI 95%) were converted into standard deviations (SD) using the formula: $\mathrm{SD} = \sqrt{\mathrm{N}} * (\text{upper limit} - \text{lower limit})/3.92$. Standard errors (SE) were converted to standard deviations (SD) using the formula: $\mathrm{SD} = \mathrm{SE} * \sqrt{\mathrm{N}}$. When available, data were collected from supplementary material or from graphs using the tool "The web plot digitizer" available at [https://apps.automeris.io/wpd/] (Drevon et al., 2017).

Comparisons were obtained from each case study. Where variables differed between studies, each was considered separately (Borenstein et al., 2009), for instance, different sampling periods (e.g., several years; season), different bait type (e.g., human feces, cattle dung, carcass), or different types of natural and treatment ecosystem (e.g., primary or secondary forest, open pasture, pasture with scattered trees, silvopastoral). We composed and tested the response of dung beetle assemblages to a change in structural complexity of vegetation using the VSC index. This index is an arbitrary measure of structural contrast between the natural ecosystem and the pastureland described by the authors of each study as applied by us based on vertical vegetation stratification. The index was used to rank the complexity of vegetation structure in anthropogenic (1–2) and native environments (3–5) as follows: open pasture = 1; silvopastoral = 2; Caatinga, Cerrado, Dry Chaco, Humid Chaco, Pine–oak forest = 3; Tropical deciduous forest, Riparian forests, Pantanal, Topical dry forest = 4; Brazilian Amazon, Tropical forest, Atlantic Forest, Tropical rainforest, Dense Ombrophylous Forest, Cloud Forest = 5. In any comparison, the value for the pasture system was subtracted from that for the native ecosystem. Thus, the higher the value, the greater the contrast between pasture type and natural ecosystem.

We used meta regression to test for changes in the effect size due Elevation, Latitude and ESC index. We then performed *rma* using Latitude as a moderator/modulator. We fitted null, linear, quadratic, and cubic spline models, with the spline model parameterized using knots at the 10th, 50th, and 90th percentiles. (Harrell, 2015). Then, *rcs*() was applied to the native metafor *rma*() function. After performing the analyses, we tested the AICc to choose the best model.

Since most of the studies included in our analysis provided more than one comparison, we performed 10,000 bootstrap simulations (with replacement) to estimate the mean effect size. We also calculated the median effect size with 95% confidence intervals (Almeida-Rocha et al., 2017; Cervantes-López & Morante-Filho, 2024). Given the consistency in comparisons between these estimates and our observed results, we retained the raw outputs and present the results for bootstrap validation in Table S7.

Descriptors used to describe the response of dung beetle assemblages

(i) **Taxonomic descriptors** included species richness, number of individuals, and biomass. Metrics such as amount of excavated soil and dung removal were also explored. However, due to the low number of available comparisons, these results are presented only in the supplementary material.

(ii) **Functional groups** were classified according to dung relocation behavior: *endocoprids* (beetles that live and breed within the dung pat), *paracoprids* (beetles that excavate galleries beneath the dung), and *telecoprids* (beetles that shape dung into balls, roll them away, and bury them in shallow tunnels).

(iib) **Body size categories** were also considered: large beetles (≥10 mm in length) and small beetles (<10 mm) (Cambefort & Hanski, 1991).

(iii) **Geographic descriptors** were categorized as “North” or “South,” depending on whether the study was conducted above or below the equator.

(iv) **Biogeographic regions** were assigned following Wallace’s classification, either Neotropical or Nearctic.

(v) **Climate zones** were categorized as tropical and subtropical following the Köppen–Geiger classification (Beck et al., 2018), with nine climate classes represented by: *Af* = Tropical rainforest, *Am* = Tropical monsoon, *Aw* = Tropical savanna, *BSh* = Arid steppe hot, *Cfa* = Temperate, no dry season, hot summer, Cfb = Temperate, no dry season, warm summer, *Cwa* = Temperate, dry winter, hot summer, Cwb = Temperate, dry winter, warm summer, Cwc = Temperate, dry winter, cold summer.

(vi) **Habitat** was defined by the condition of the control and treatment. Control sites were classified as either primary or secondary forests while treatment sites were classified as open pastures or silvopastoral systems.

Results

Publication bias and extracted studies

Analyses suggest that we may be confident in the robustness and significance of our results. An analysis (FSN) to generate Rosenthal Fail–Safe Numbers indicates that 318 times our original number of comparisons would be necessary in order to reduce the observed effects to non–significance. Furthermore, a Trim–and–Fill analysis suggests that publication bias is unlikely as no missing studies were detected on the right side of a funnel plot (Table S2).

Our comparisons were mainly centred in tropical latitudes, particularly in Brazil (n = 113) and Mexico (n = 66) (**Fig. 3**; Table S1) with fewer conducted for the subtropical regions. Total comparisons comprised 249 from 36 studies (**Fig. 2**). Those for species richness and number of individuals were the best represented with 113 and 106, respectively. Biomass, on the other hand, was represented by only 15 comparisons.

Diversity

Across the Americas, transformation of natural forests to pastureland showed a consistent mean negative impact on dung beetle assemblages (**Fig. 4**). The overall, significant, mean, effect size was –1.41, 95% CI [–1.79, –1.03, P<0.001]. Likewise, in order of magnitude, species richness, number of individuals and biomass all showed a mean, negative, effect size in response to pasture creation. Whereas the most detrimental significant effect was on species richness followed by number of individuals that on biomass was not significant.

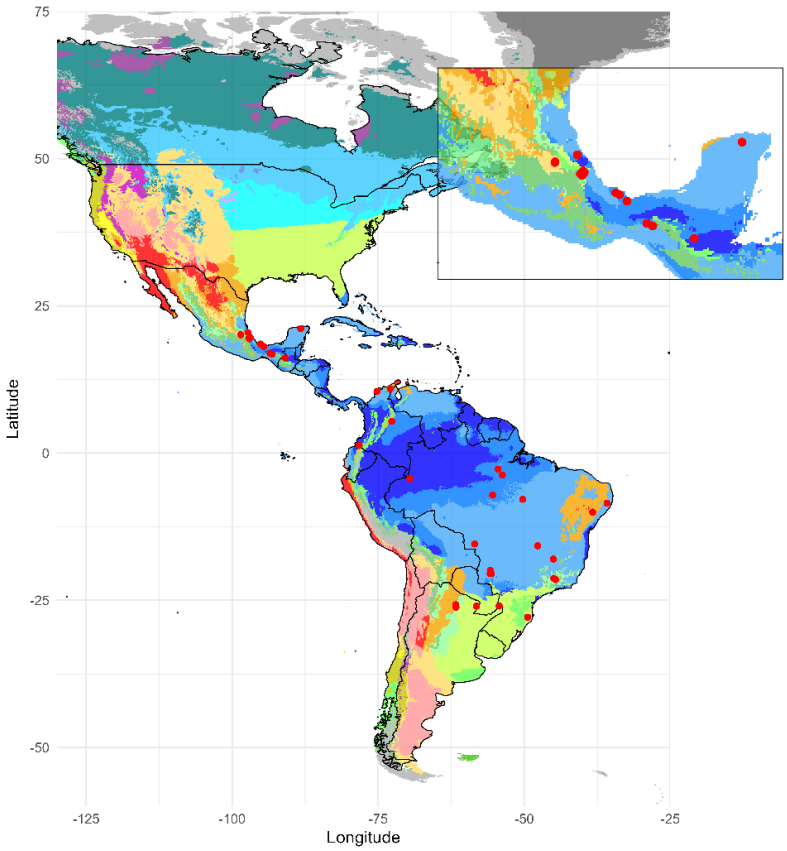

Fig. 3. Geographical distribution of study sites (red circles) included in the meta–analysis, plotted on the updated Köppen–Geiger climate classification (Beck et al. 2018).

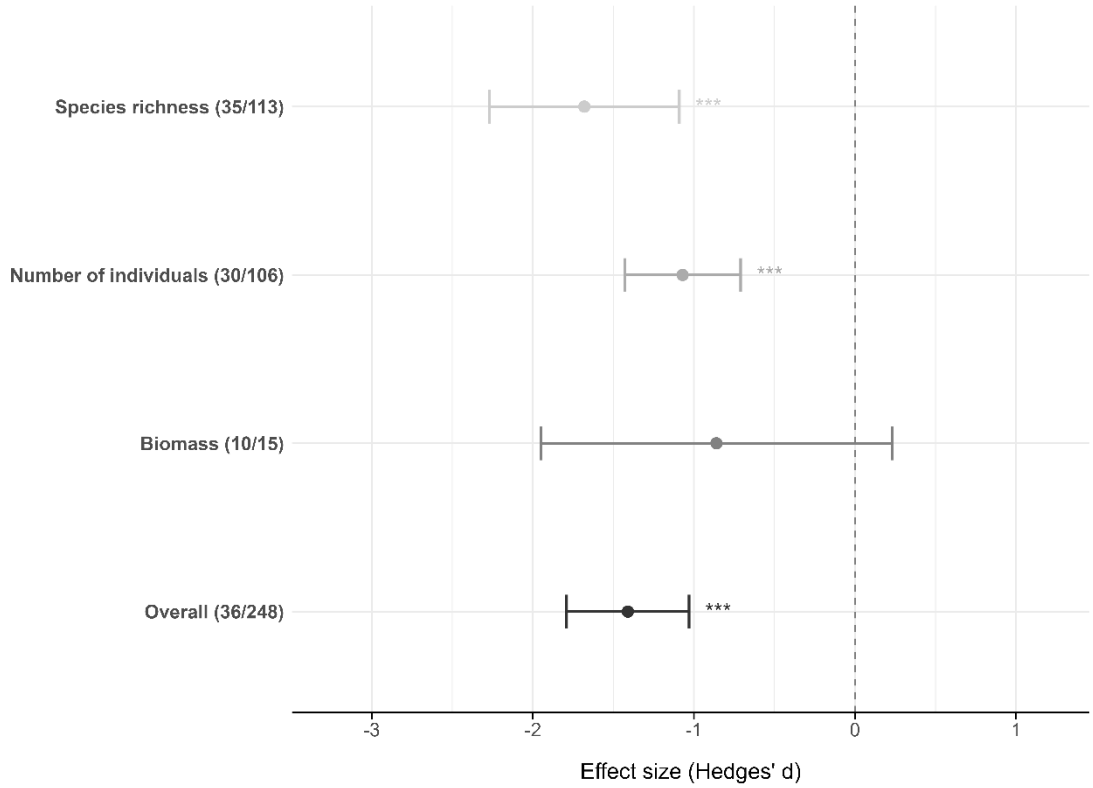

Fig. 4. Effect size on dung beetle diversity of changing natural ecosystems into pasturelands showing the mean and 95% confidence intervals. Significance levels are plotted as *p <0.05, **p <0.01, ***p <0.001. Numbers in parenthesis are the number of studies/papers and comparisons, respectively.

Functional groups

The effect size showed a mean negative response to habitat transformation for all functional groups although only some results were significant (**Fig. 5**). Overall effect size for paracoprids showed a significantly negative, net loss although changes in both number of individuals and species richness were non–significant. Telecoprids experienced significant declines in richness and overall effect although their abundance response did not differ from zero. In contrast, endocoprids exhibited no significant change in number of individuals, species richness, or overall effect. Regarding beetle body–size, effect sizes showed mean negative responses for all categories although only large beetles were significantly affected by ecosystem conversion whereas small beetles were not (**Fig. 6**).

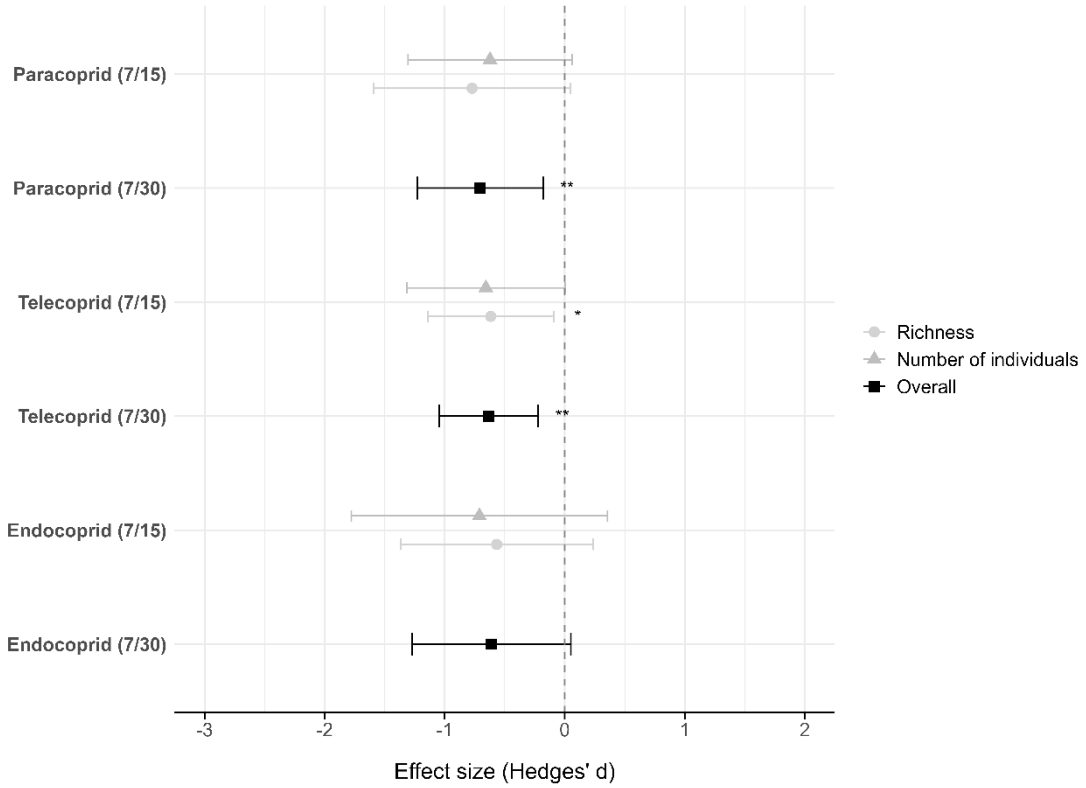

Fig. 5. Overall impact on dung beetle functional groups of converting natural ecosystem to pasturelands. Negative values indicate a detrimental effect of habitat conversion. Asterisks denote statistical significance.

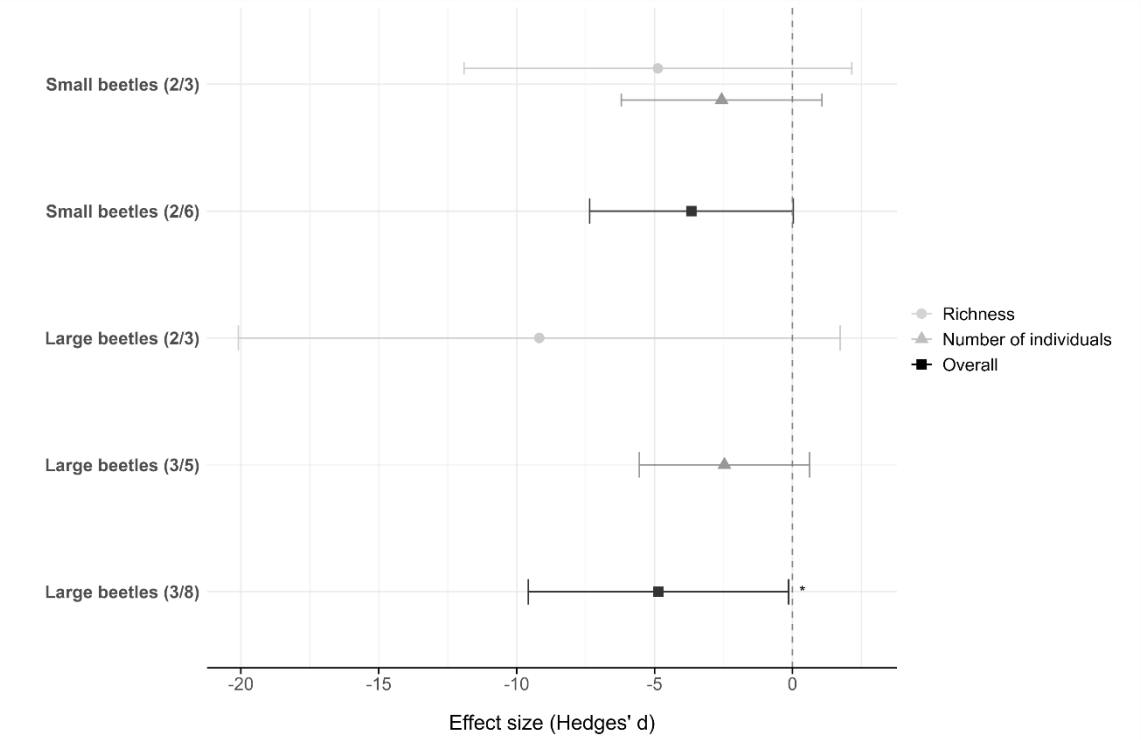

Fig. 6. Dung beetle body–size responses to conversion of natural ecosystems to pasturelands.

Habitat type

Dung beetles showed different effect size responses to land use change (forest to pasture) in different habitats (**Fig. 7**). Both native habitats of primary and secondary forest and the most extreme replacement habitat of open pasture showed significant negative size effects. However, silvopastoral pastures showed no–significant bias in size effect to either negative or positive.

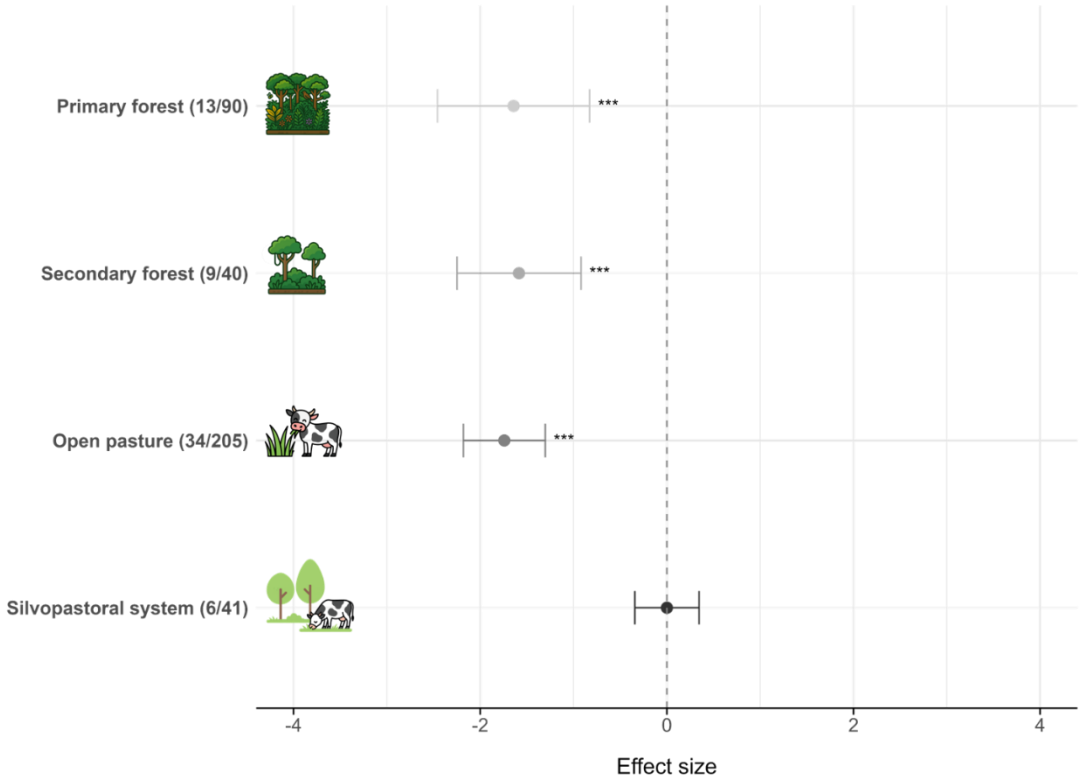

Fig. 7. Dung beetle responses (mean and 95% confident intervals) to habitat types as moderators/modulators of land use change. Significance levels are plotted as ***p <0.001.

Biogeographical and Climate zones

The conversion of natural ecosystems into pasturelands had consistently significant negative effects on dung beetle assemblages in both the Northern and Southern hemispheres, the tropical and subtropical zones plus the Neotropical region (**Fig. 8**). Other than the sole exception of the poorly-studied Nearctic region, which showed a significant positive response, these findings demonstrate that intensive implementation of grazing areas mostly impacts dung–beetle assemblages negatively regardless of biogeographic or climate zone.

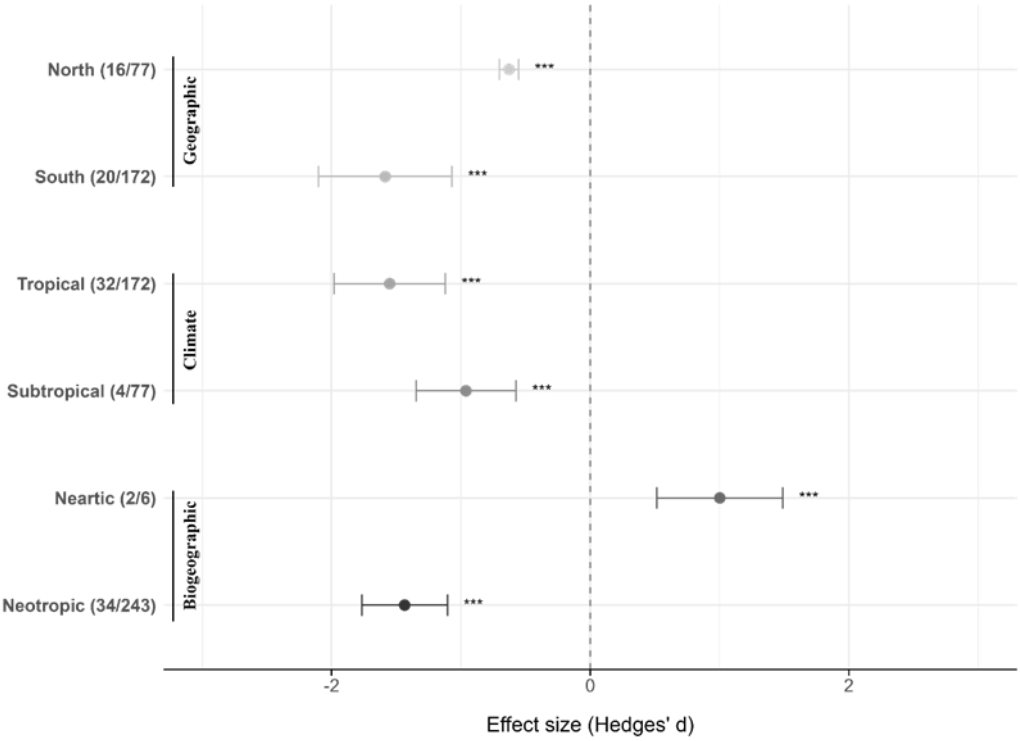

Fig. 8. Dung beetle responses (mean and 95% confident intervals) across different regions as moderators/modulators of changing natural ecosystems into pastureland. Significance levels of bias are plotted as *p <0.05, **p <0.01, ***p <0.001.

Dung beetle assemblages exhibited significantly different responses to ecosystem modification across different climates of the Köppen–Geiger classification (**Fig. 9**). Species richness declined most sharply in tropical climates: rainforest (Af) (*Hedges*' d = –5.83, 95 % CI [–6.95, –4.72]), followed by monsoon (Am) (d = –1.17, 95 % CI [–1.82, –0.52]), Cfa (d = –1.16, 95 % CI [–1.82, –0.50]) and savanna (Aw) (d = –0.87, 95 % CI [–1.53, –0.21]). No arid or temperate zone showed significant richness effects. A very similar pattern emerged for number of individuals: Af, Aw, Cfa and Am all exhibited significant declines plus assemblages in Cwa (d = –1.16, 95 % CI [–2.22, –0.10]). All reported p–values were <0.05.

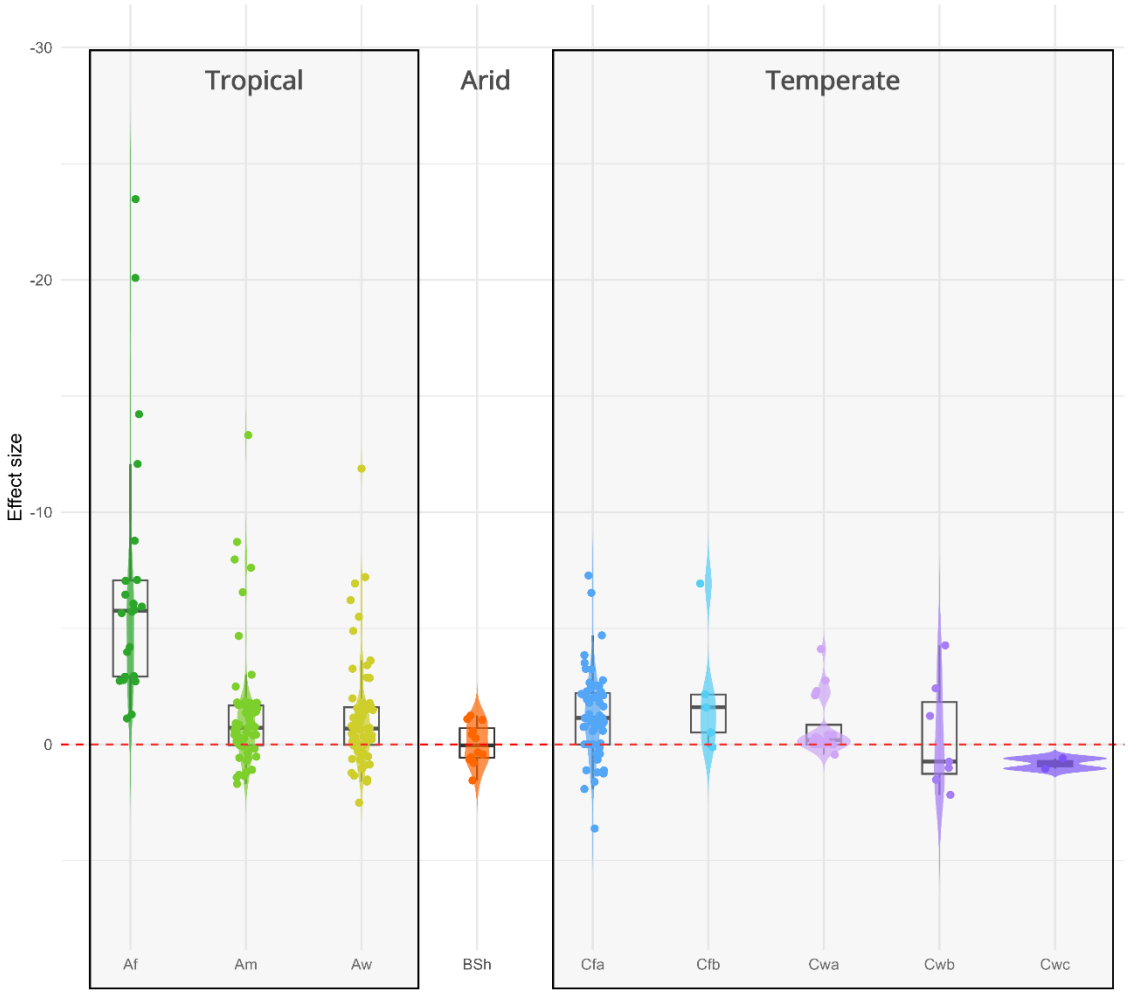

Fig. 9. Bias in effect size representing different responses of dung beetle assemblages to natural ecosystem/pastureland transformation across updated Köppen–Geiger climate zones (Beck et al., 2018). *Af* = Tropical rainforest, *Am* = Tropical monsoon, *Aw* = Tropical savanna, *BSh* = Arid steppe hot, *Cfa* = Temperate, no dry season, hot summer, Cfb = Temperate, no dry season, warm summer, *Cwa* = Temperate, dry winter, hot summer, Cwb = Temperate, dry winter, warm summer, Cwc = Temperate, dry winter, cold summer. Points represents each comparison/response from studies.

Meta–regression

Meta–regression of the VSC index on dung beetle species richness and abundance showed significant negative in effect size for species richness but no significance response for number of individuals (**Fig. 10**). The VSC index represents the relative difference between categories for complexity of vegetation in pasture and that in the natural vegetation it has replaced. Thus, results show that transforming into pasture from habitats with structurally more complex vegetation has detrimental effects on dung beetle richness (VSC 4: $\beta = -2.38$; 95% CI = [–3.21, –1.56], $p < 0.0001$). This moderator/modulator was further confirmed as significant by a QM test (QM (df = 3) = 36.05, $p < 0.0001$). However, the I^2 remained high (98%), suggesting that a substantial portion of the residual heterogeneity was not adequately explained by the model.

Although the VSC index did not show an overall significant effect on number of individuals (QM (df = 2) = 3.17, p = 0.205), VSC2 and VSC4 did show significant negative effects (VSC 2: β = –0.81; 95% CI = [–1.37, –0.25], p = 0.0048), particularly VSC 4 (VSC 4: β = –1.39; 95% CI = [–1.88, –0.90], p <0.0001) although a high I^2 (94%) indicated high heterogeneity. The overall lack of significance is, presumably due to the lack of bias in the low number of comparisons for VSC 3 but the other results suggest that decrease in abundance may be expected in response to pasture creation.

Meta–regression and a QM test indicated that the moderator/modulator of elevation was not a suitable variable to explain our data variation as it consistently showed non-significant p–values >0.05. However, although R^2 was always <5% I^2 was high at >95%.

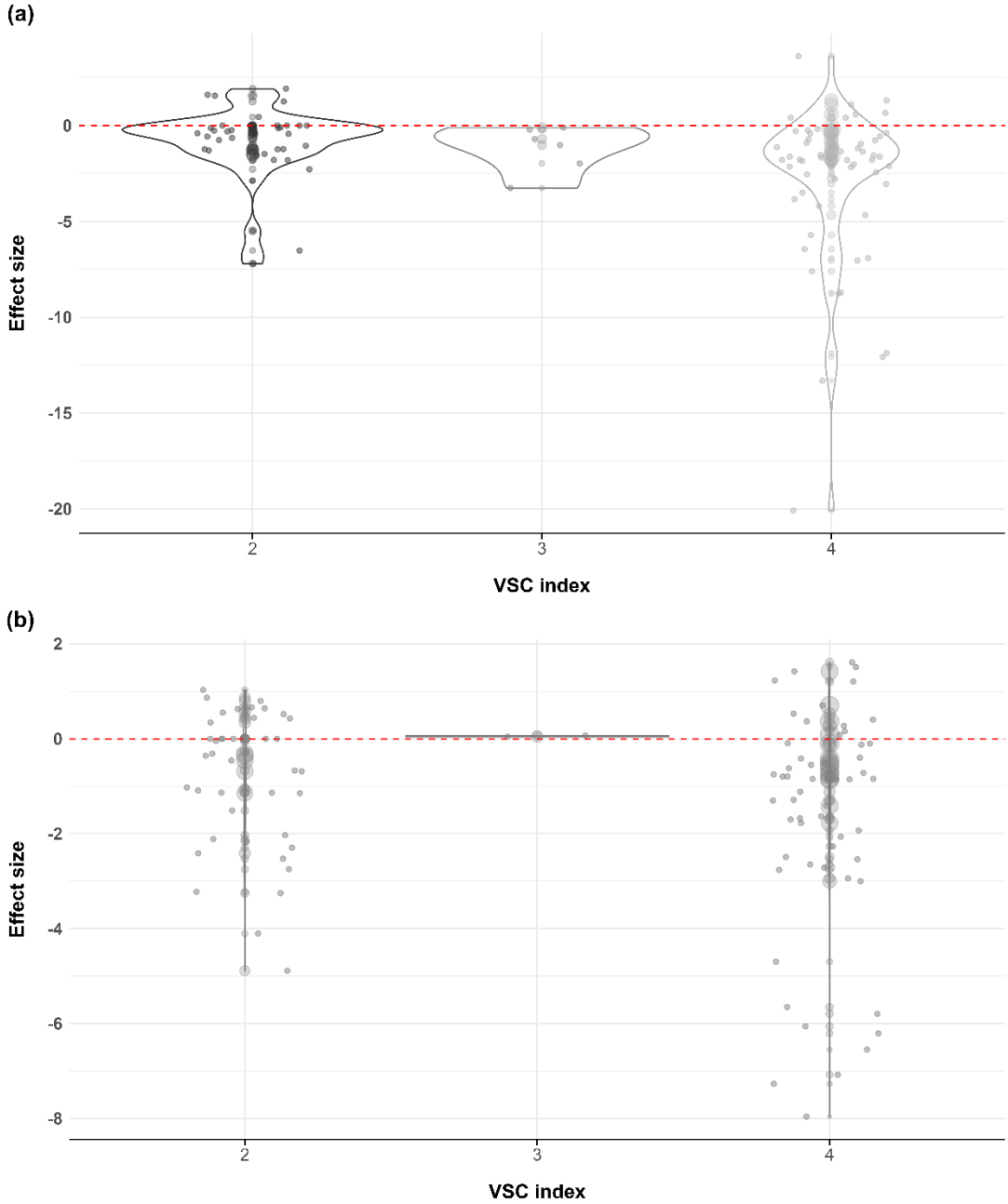

Fig. 10. Boxplot showing the relationship between the VSC index for difference in complexity of vegetation structure and effect size for (a) dung beetle species richness and (b) number of individuals. The size of the data point is proportional to weighting applied in the analysis.

Nonlinear meta–regression was the best approach to explain the relationship between *hedges*' d and the moderator/modulator of latitude. The general pattern was explained by a quadratic model in which R^2 = 9.1% ($p < 0.05$; **Figure S4**). Latitude was identified as a significant moderator for both dung beetle species richness and number of individuals in pastures. In both cases, the response followed a curvilinear pattern with losses peaking at mid–latitudes and diminishing toward lower tropical latitudes (**Fig. 11**). Spline regressions confirmed this trend, explaining 22.4% the variance for species richness (QM SpRich = 12.45, p = 0.0020) and 17.0%

for number of individuals (QM NofI = 6.91, p = 0.032). These findings suggest that the intensity of dung beetle decline varies along latitudinal gradients within the Americas.

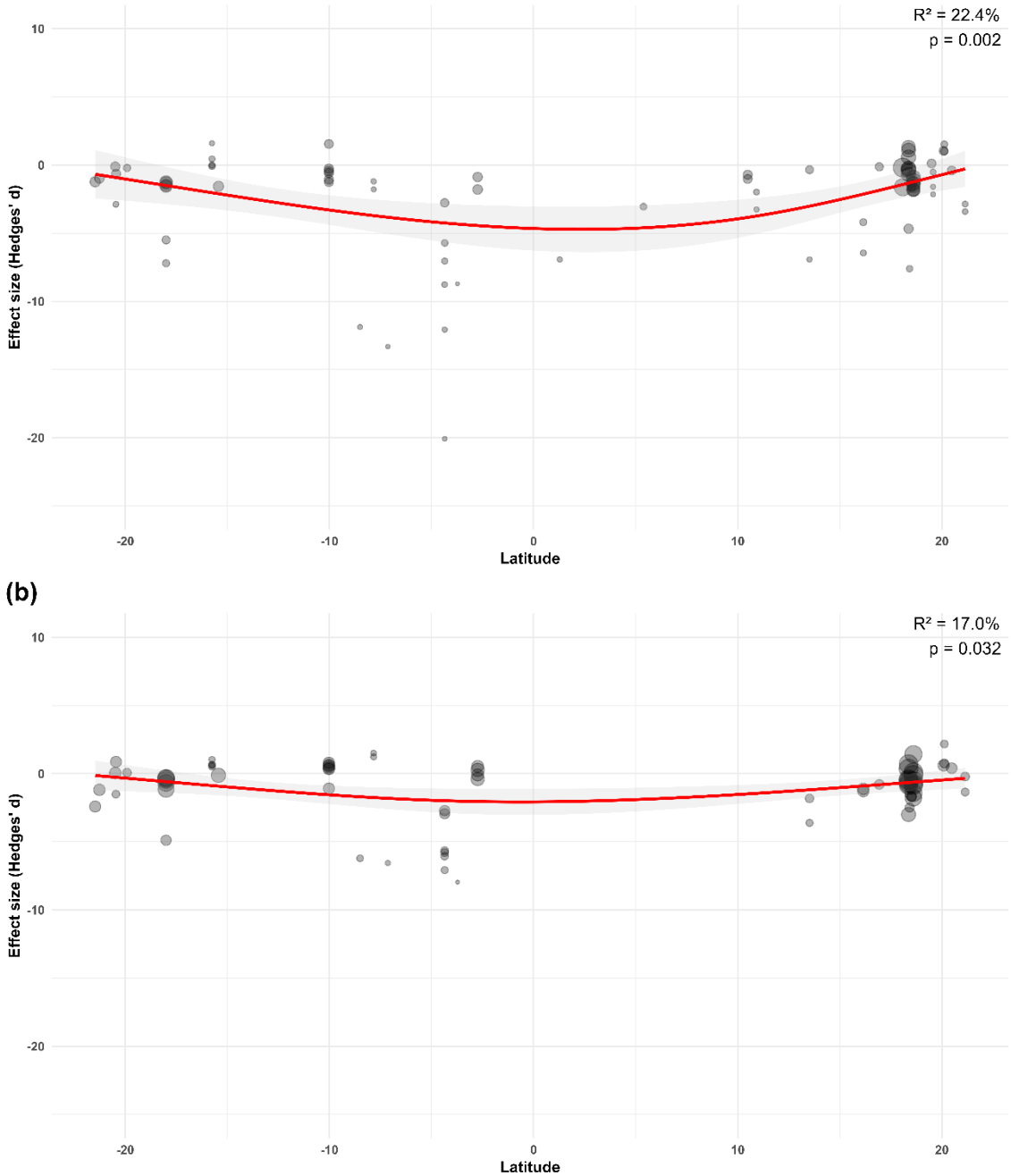

Fig. 11. The relationship of the moderator/modulator of latitude with effect size (*hedges' d*) for (a) dung beetle species richness and (b) number of individuals. Data point size represents sampling variance (vi) that corresponds to the weighting of each study.

Discussion

Our meta–analysis showed that the expansion of pasturelands at the expense of native ecosystems has a consistent overall effect on dung beetle assemblages across the Americas. With the exception of biomass, results for species richness and number of individuals supported our hypothesis and demonstrate that modifying natural ecosystems to pasturelands results in widespread loss of diversity, which might trigger the loss of important environmental services supported by these beetles. Our analysis also indicates that dung beetles respond idiosyncratically depending on the original habitat type and with which type of pasture system it has been replaced.

In accordance with our predictions on effects of habitat transformation from forest to pastures, the results reveal that negative effects on dung beetle diversity were consistently strong across studies in tropical and most ombrophilous zones whereas in the Nearctic region and temperate zones there was either no significant response or even a positive effect. In support, abrupt dung beetle species loss has been reported for tropical and subtropical zones (Silva et al., 2017; Sarmiento–Garcés & Hernández, 2021). However, evidence from mountains of the Mexican Transition Zone suggests that dung beetle diversity is higher in open pastures (Escobar et al., 2007; Barragan et al., 2014), in particular within small pastures embedded in a forest matrix (Ríos–Díaz et al., 2021).

Components of diversity such as species richness, abundance and biomass all play a role in dung beetle-driven functional processes. Dung beetle species richness may be strongly correlated with functional richness resulting in a low level of resilience in pasturelands where species richness is low (Tonelli et al., 2020). Several studies suggest that loss of dung beetle abundance has a detrimental effect on ecosystem services. For example, a decrease of 33% in number of individuals may result in an equal loss in dung removal (Manning & Cutler, 2018). Likewise, a similar pattern occurs with a decrease in dung beetle biomass (Sarmiento–Garcés & Hernández, 2021, Alvarado et al., 2018). However, biomass does not always follow the same pattern shown by number of individuals (Saint-Germain et al ., 2007). Ideally these two diversity components should each be evaluated in biodiversity studies to determine effects of changes in land–use (Cultid–Medina & Escobar, 2016).

Dung beetle functional groups responded differently to ecosystem changes. These idiosyncratic responses, combined with differences in beetle body–size, could disrupt key ecosystem

services, since both dung removal and soil bioturbation capacity are closely linked to beetle body–size (Milotić et al., 2017; Stanbrook et al., 2022). Paracoprids are considered the most important dung beetle functional group for livestock management (Yokoyama & Kai, 1993; Bang et al., 2005; Milotić et al., 2017; Maldaner et al., 2024), as they play a key role in promoting high rates of dung removal, soil excavation, and nitrogen flow (Yokoyama & Kai, 1993; Nichols et al., 2008), even in highly compacted soils (Dabrowski et al., 2019). These actions are primarily due to the contribution of large–bodied species (Stanbrook et al., 2021). For example, the large paracoprid, *Dichotomius bos* (Blanchard, 1845) with a body length of 28 mm, is capable of excavating tunnels deeper than one meter and removing substantial amounts of dung from the soil surface (Maldaner et al., 2024). When dominant in the pasture, they can contribute to the removal of up to 1kg of manure within 24 hours (C. Dos-Reis, unpublished data). Amézquita & Favila (2011) found that large nocturnal taxa removed more dung than small diurnal species. Similarly, Slade et al. (2007) reported that large nocturnal paracoprids played a principal role in dung removal within a Bornean forest as it decreases by 75% when they are absent. By contrast, telecoprids and endocoprids may contribute relatively little to soil excavation and dung removal, as even large species within these two functional groups are only capable of digging shallow galleries (Hanski & Cambefort, 1991; Maldaner et al., 2024).

The response of local dung beetle assemblages may be directly related to how ranch owners conduct their land and livestock management. Cattle diets are directly related to milk production and may change some characteristics of cattle manure. For instance, the consistency of fresh cow pats may hinder dung manipulation, particularly for telecoprids that rely on rolling behavior. Additionally, the intensity of cattle grazing and the type of livestock pasture promote different responses among dung beetle functional groups (Tonelli et al., 2019). At the same time, the indiscriminate use of veterinary medical products on cattle herds is a serious problem that can lead to a wide spectrum of negative effects on dung beetle assemblages and populations (Verdú et al., 2015; Verdú et al., 2018; Gonzales–Gomez et al., 2025). For instance use of ivermectin has been linked to a decline in dung beetle physiological condition that can affect their functional capacity (Verdú et al. 2015) as well as driving a decline in species richness of particular functional groups (paracoprids, telecoprids) biomass of large-bodied taxa (Tonelli et al., 2020).

Regardless of the original ecosystem or landscape context, converting primary, pristine, or even protected forests into agricultural land is widely reported as the worst scenario for biodiversity

(Giam 2017; Hedges et al., 2018; Leberger et al., 2020; López–Bedoya et al., 2022). Our results are in agree with this statement, reinforcing previous studies that have compared dung beetle diversity between primary forests and human–modified landscapes (Nichols et al., 2008; Fuzessy et al., 2021; López–Bedoya et al., 2022). Therefore, we emphasize the importance of preserving old–growth forests across the Americas in order to maintain dung beetle diversity and ecosystem services (Bitencourt et al., 2019; Noriega et al., 2021). Restoration efforts may only partially recover dung beetle diversity (González–Tokman et al., 2018). Thus, both local and landscape conservation initiatives should be considered to preserve original dung beetle assemblages (Sánchez–de–Jesús et al., 2016).

Our meta-analysis indicated different responses to land use change in open pastures versus silvopastural systems. Open pastures are simplified ecosystems with lower vegetation complexity (Rutten et al., 2015). As a consequence, an abrupt loss of dung beetles may be detected (Silva et al., 2017) mainly due to the loss of both vertical and horizontal habitat heterogeneity, loss of thermal refuges and reduction in resource diversity (Stanbrook & King, 2022). All of these factors are key features in structuring dung beetle assemblages (Halffter & Matthews, 1966; Davis et al., 2013). By contrast, the our analysis of silvopastoral systems showed a null effect of zero change from the natural ecosystem. This observation reinforces the idea that more complex pasture systems that include tree cover could minimize the microclimatic effect of land–use change on dung beetle diversity. Such observations have been made in various different ecosystems: dry forest in Colombia (Montoya–Molina et al. 2016), Atlantic forest in Argentina (Gómez–Cifuentes et al., 2020), subtropical pastures in the USA (Stanbrook & King, 2022), and tropical rainforest in México (Arellano et al., 2013). These findings support the idea that silvopastoral systems serve as suitable refuges for dung beetle fauna (Giraldo et al., 2011) at the landscape scale, which contributes to maintaining landscape heterogeneity and sustaining dung beetle diversity (Escobar, 2004; Rivera et al., 2020). When combined with forest remnants, riparian forests, and live fences, these systems can contribute to conserving the integrity of key ecological services essential to the livestock industry in agricultural landscapes (Díaz et al., 2010; Giraldo et al., 2011; Gray et al., 2014; Souza et al., 2020). These observations are especially relevant given that climate change is expected to drastically reduce the distribution of key native species in South American grasslands (Maldaner et al., 2021), which may ultimately compromise the ecosystem services that they provide.

The evaluation of effect sizes using the VSC index yielded several key insights. For both species richness and numbers of individuals, we detected an overall stronger significant negative effect on dung beetle species richness from VSC 2 to VSC 4 that represents increasing contrast between a natural habitat and pasturelands. These findings are consistent with our original hypothesis and are reinforced by the neutral results for the silvopastoral system that differs less from the natural ecosystem than open pastures. The high diversity and habitat specialization of dung beetle assemblages in tropical regions may underlie these patterns.

Tropical dung beetle assemblages generally exhibit elevated values for species richness, number of individuals and biomass, regardless of moisture regime (humid vs. dry) or vegetation structure (tall vs. short, sparse vs. dense) (Guerra–Alonso et al. 2021; Nependa et al. 2021; Pessôa et al. 2021). This high overall species richness likely reflects intense local speciation within each habitat type, which in turn amplifies contrasts in species composition between undisturbed habitats and adjacent livestock pastures. For example, biodiversity hotspots located in countries with high levels of livestock production, where natural habitats are increasingly converted into pasture, face escalating threats from the growing global demand for food (Crist et al. 2017; Molotoks et al. 2017). Consequently, regions of exceptional biodiversity in tropical America often overlap with areas at greatest risk of agricultural expansion (Molotoks et al. 2017).

Given the scarcity of studies evaluating dung beetle responses across latitudinal gradients (but see Radtke et al., 2010; Errouissi et al., 2013), the latitudinal analysis has yielded important results. Because dung beetle assemblages are strongly shaped by their historical and ecological contexts (Halffter & Matthews, 1966; Davis & Scholtz, 2001; Davis, 2009), their responses may vary idiosyncratically across different regions. For instance, temperate assemblages exhibit greater average body–size compared with those in the tropics (Radtke et al., 2010), but are composed of eurytopic species which enable them to tolerate significant changes in microclimatic conditions, such as those in the Mexican Transition Zone (Halffter & Matthews, 1966; F. Escobar unpublished data). By contrast, assemblages in more stable biogeographic and evolutionary zones, such as tropical humid forests, are typically composed of stenotopic species (Halffter & Matthews, 1966). These species have a strong affinity for ombrophilous conditions and generally avoid open habitat or areas that are disturbed by human activity, such as open pasture. These evolutionary patterns and more recently the response to human changes may explain our results regarding to latitude. Alternatively, species in tropical dry forests may exhibit eurytopic behavior that enables them to tolerate significant changes in vegetation

structure and microclimate (Halffter & Matthews, 1966; Giménez–Gómez et al., 2025). This adaptability underscores the seasonal nature of their foraging patterns and their responses to drought events.

Although we obtained important results regarding factors such as functional groups, biogeographical zones, and latitude, it should be noted that landscape context was not evaluated as most of the included studies lacked detailed or consistent information on this factor. Nevertheless, landscape characteristics such as matrix composition, configuration, and amounts of habitat are known to be critical drivers in shaping dung beetle assemblages (Sanchez–de–Jesus et al., 2016; Montoya-Molina et al., 2016; Alvarado et al., 2018; Ratoni et al., 2023), especially in tropical regions. Therefore, incorporating these landscape–scale variables could significantly enhance our understanding of dung beetle responses to pasture expansion. Previous studies have demonstrated that matrix composition influences dung beetle diversity and abundance by affecting resource availability and habitat connectivity (Nichols et al., 2007; Díaz et al., 2010; Alvarado et al., 2018). Similarly, landscape configuration may affect dispersal and population dynamics of dung beetles (Sánchez–de–Jesús et al., 2016) whereas amounts of habitat have been identified as a key predictor of dung beetle community structure, often more influential than fragmentation (Fahrig, 2013; Gardner et al., 2008).

Ultimately, the structural simplification of vegetation associated with transforming natural forest habitats into pastures results in an approximate average loss of 6.92 (SD ±8.06, n=57) dung beetle species. However, particularly drastic losses have been reported from pasture creation within the Amazon rainforest (≤ 33 species; Silva et al., 2017; Cajaiba et al., 2017) and within tropical forests of Mexico (23 species; Bourg et al., 2016). In cases where there is no loss (Arellano et al., 2013) or species gain is detected, the increase tends to be relatively small (≤ 3.67 species) and is typically associated with the conversion of “savannah-like” habitats into silvopastoral systems (Oliveira, et al. 2021). In such contexts, the year–round availability of food resources may play a key role in maintaining dung beetle species richness. As for numbers of individuals, this typically declines by an average of 302.8 (SD ±1370.97, n=53) specimens following habitat transformation, with severe reductions of up to 7,450 individuals reported (Guerra-Alonso et al., 2020). Nonetheless, there are some examples where the abundance shows a mean increase of 433 specimens.

This scenario represents an ecological paradox, a question originally raised by Dr. G. Halffter (Pers. comm.). The dung of cattle is a novel resource resulting from their introduction into the

Neotropical region by the Spanish about 500 years ago. However, despite the year–round availability of cattle manure in livestock pasturelands that results from large herds and high cattle densities per hectare, the presence of dung beetle species theoretically capable of exploiting this resource does not correspond to an increase in species richness or abundance of native beetles in these modified environments. The explanation may lie in evolutionary and biogeographical factors.

Beyond the direct effects of reduced vegetation structural complexity caused by land-use transformation, could the decline in dung beetle diversity observed in pasturelands also be explained by the reduction in dung resource diversity characteristic of natural ecosystems? Such resource loss is closely linked to defaunation processes driven by land-use change (Ferreira et al., 2018; Gallego–Zamorano et al., 2020). Therefore, at best, a local pasture may receive a regular input of manure from cattle, horses, and sheep, which is insufficient to compensate for the loss of dung diversity provided by native mammals. Neotropical dung beetle assemblages are largely composed of stenotopic species with narrow habitat requirements although some are more generalist and capable of readily colonizing pasturelands. Although up to 97 native dung beetle species have been documented inhabiting grazing areas and feeding on cattle manure in American pasturelands (Maldaner et al., 2024; C. Dos–Reis, unpublished data), this number represents approximately only 5.3% of the total species richness of the Neotropical realm.

The implications of these results provide valuable insights for planning and mitigating the effects of expansion of livestock pastures into natural ecosystems. This is particularly relevant for countries at the top of the production scale (Alkemade et al., 2013; Morand, 2020). Among the top five countries with the largest cattle herds, only Brazil is included in this study. From the top ten, only three countries (Brazil, Argentina, and Mexico) are represented. Even when considering the top 20, only five countries have conducted research evaluating the conversion of natural ecosystems into pasturelands and its effect on dung beetle assemblages (FAO, 2021). This scenario is concerning, and further studies must be encouraged. For instance, aside from the studies of Conover et al. (2019) and Stanbrook & King (2022), there is little to no research comparing dung beetles from natural ecosystems to those in pasturelands in North America, specifically in regions north of Mexico in the USA. Nevertheless, the United States is a major producer of beef cattle and, globally, ranks second in milk production (FAO, 2021). Therefore, we strongly recommend that future studies consider both natural ecosystems and pasturelands of other regions, not only taxonomic diversity but also measures of species biomass and

ecosystem services, a gap already highlighted in a recent review of dung beetle studies in savanna environments (Reis et al., 2024).

Knowledge gaps and suggested research priorities

The reliance on a single dung beetle sampling method and bait type (usually human feces or a combination of human feces and carrion) in research studies may lead to limitations in capture or detection of associations. While the consistent use of pitfall traps to measure dung beetle assemblages provides a reliable basis for comparisons between studies (Mora–Aguilar et a., 2023), it may hinder the detection of rare or tramp species that could be sampled using complementary approaches, such as flight intercept traps (Puker et al., 2020; Mora–Aguilar et a., 2023; Bach et al., 2023). Also, rather than using solely human feces or carrion as lures, presenting cattle dung as bait is important for identifying species that are biased to exploitation of this resource. This approach of using multiple bait types may also result in identifying both forest species that are attracted to cattle dung but do not enter pastures and those that can utilize open areas but do not necessarily prefer cattle manure or contribute to ecosystem services with regards to livestock.

Future studies should evaluate dung beetle ecosystem services in both natural habitats and pasturelands across the Americas, as few investigations have done so to date. There is a significant knowledge gap in the Nearctic region that warrants more comprehensive research. Progress on findings for biomass, functional groups, and body size has been limited by the scarcity of raw, species–level data. Improvements in data availability and standardization would enable robust tests of how assemblage structure responds to pasture conversion at continental scales. Although it is known that some species can benefit from open pastures, it remains unclear whether species can shift their temporal range of occurrence and alter their breeding season in response to the increased food availability in pasturelands compared to natural habitats. In other words, does the year–round availability of cattle manure affect the seasonality of species' nidification and biological cycle? Do species ignore their typical breeding seasons under these conditions? Ultimately which is the effect on species reproductive cycle? Which is the large–scale impact on the biological cycle?

Although important insights have been gained into the effects of structural complexity of vegetation on dung beetle assemblages since the publication of Halffter & Matthews (1966) that are supported by our meta–analysis, advances in technology, such as LiDAR, now offer the potential to obtain more detailed information on how habitat structure influences these assemblages.

Conclusions and recommendations

Our study reinforces the general hypothesis that the transformation of natural ecosystems into anthropogenic land uses negatively affects American dung beetle fauna. Furthermore, we provide novel evidence that responses to such transformations may be idiosyncratic across different biogeographic and climate zones, with variability amongst different functional groups. The magnitude of these effects also varies with latitude, in that equatorial regions show the most pronounced declines along with habitats that are structurally more distinct from pasturelands (e.g. tropical rainforest). With regards to ecosystem services, there is growing scientific recognition of their importance and an urgent need to ensure their preservation. However, we still lack a clear understanding of how habitat conversion affects dung such dung beetle–mediated services as few studies have provided paired comparisons between natural ecosystems and pasturelands. Such findings would highlight the consequences of habitat transformation for the functional services that are important to the livestock industry in the Americas.

As an alternative to mitigate the deleterious effects of habitat conversion to open pastures in tropical regions, development of silvopastoral systems would be a reliable management model at both local and landscape scale. This recommendation is based on one of the more significant findings of our study that indicated a detrimental effect on dung beetle assemblages in open pastures while no significant effect was observed in silvopastoral systems. Therefore, governments should encourage the development of silvopastoral systems in opposition to creation of open pastures.

Acknowledgements

We are grateful for Cesar Murilo and Renato Salomao for valuable insights on early versions. C.R. thanks for the CAPES doctoral scholarship (Coordination for the Improvement of Higher Education Personnel - Brazil (CAPES) - Funding Code 001) and his research was supported by Rufford Small Grant (No. 36296-1), for laboratory support and infrastructure of CEPEC-CEPLAC, Brazilian Ministry of Agriculture, and Inecol, C.A. for provided laboratory and infrastructure during his sandwich doctorate. Thanks are due to Raquel Carvalho for providing data. J.H.C.D. acknowledges their CNPq research productivity fellow.

Authors' Contributions

C.R., J.D., and F.E. conceived and designed the study. C.R. collected and analyzed the data. C.R. wrote the first draft of the manuscript, under the supervision of J.D. and F.E. All authors reviewed and contributed substantially to the final version of the manuscript.

References

Alkemade, R., Reid, R. S., van den Berg, M., de Leeuw, J., & Jeuken, M. 2013. Assessing the impacts of livestock production on biodiversity in rangeland ecosystems. Proceedings of the National Academy of Sciences, 110(52), 20900–20905.

Almeida–Rocha, J. M., Peres, C. A., & Oliveira, L. C. 2017. Primate responses to anthropogenic habitat disturbance: a pantropical meta-analysis. *Biological Conservation*, *215*, 30-38. https://doi.org/10.1016/j.biocon.2017.08.018

Alvarado, F., Escobar, F., Williams, D. R., Arroyo–Rodríguez, V., & Escobar–Hernández, F. 2018. The role of livestock intensification and landscape structure in maintaining tropical biodiversity. *Journal of Applied Ecology*, *55*(1), 185-194. https://doi.org/10.1111/1365-2664.12957

Amézquita, S., & Favila, M. E. 2011. Carrion removal rates and diel activity of necrophagous beetles (Coleoptera: Scarabaeinae) in a fragmented tropical rain forest. Environmental Entomology, 40(2), 239-246. https://doi.org/10.1603/EN10203

Anderson, D. J., Berson, J. D., Didham, R. K., Simmons, L. W., & Evans, T. A. 2024. Dung beetles increase plant growth: a meta-analysis. *Proceedings of the Royal Society B*, *291*(2019). https://doi.org/10.1098/rspb.2023.2885

Arellano, L., León–Cortés, J. L., Halffter, G., & Montero, J. 2013. *Acacia* woodlots, cattle and dung beetles (Coleoptera: Scarabaeinae) in a Mexican silvopastoral landscape. *Revista Mexicana de Biodiversidad*, *84*(2), 650-660. https://doi.org/10.7550/rmb.32911

Arellano, L., Noriega, J. A., Ortega-Martínez, I. J., Rivera, J. D., Correa, C. M., Gómez-Cifuentes, A., ... & Barragán, F. 2023. Dung beetles (Coleoptera: Scarabaeidae) in grazing lands of the Neotropics: a review of patterns and research trends of taxonomic and functional diversity, and functions. *Frontiers in Ecology and Evolution*, *11*, 1084009.

Bang, H. S., Lee, J. H., Kwon, O. S., Na, Y. E., Jang, Y. S., & Kim, W. H. 2005. Effects of paracoprid dung beetles (Coleoptera: Scarabaeidae) on the growth of pasture herbage and on the underlying soil. *Applied soil ecology*, *29*(2), 165-171.

Barragán, F., Moreno, C. E., Escobar, F., Bueno-Villegas, J., & Halffter, G. 2014. The impact of grazing on dung beetle diversity depends on both biogeographical and ecological context. Journal of Biogeography, 41(10), 1991-2002. https://doi.org/10.1111/jbi.12351

Beck, H. E., McVicar, T. R., Vergopolan, N., Berg, A., Lutsko, N. J., Dufour, A., ... & Miralles, D. G. 2023. High–resolution (1 km) Köppen–Geiger maps for 1901–2099 based on constrained CMIP6 projections. Scientific data, 10(1), 724. https://doi.org/10.1038/s41597–023–02549–6

Bitencourt, B. S., da Silva, P. G., Morato, E. F., & de Lima, Y. G. 2019. Dung beetle responses to successional stages in the Amazon rainforest. Biodiversity and Conservation, 28(10), 2745–2761.

Bogoni, J. A., da Silva, P. G., & Peres, C. A. 2019. Co-declining mammal–dung beetle faunas throughout the Atlantic Forest biome of South America. Ecography, 42(11), 1803–1818.

Bogoni, J. A., Graipel, M. E., de Castilho, P. V., Fantacini, F. M., Kuhnen, V. V., Luiz, M. R., ... & Hernández, M. I. M. 2016. Contributions of the mammal community, habitat structure, and spatial distance to dung beetle community structure. *Biodiversity and conservation*, *25*, 1661-1675. https://doi.org/10.1007/s10531-016-1147-1

Borenstein, M., Hedges, L., Higgins, J., Rothstein, H., 2009. Introduction to meta–analysis. Wiley, Chichester

Brussaard, L., Caron, P., Campbell, B., Lipper, L., Mainka, S., Rabbinge, R., Babin, D. and Pulleman, M., 2010. Reconciling biodiversity conservation and food security: scientific challenges for a new agriculture. Current opinion in Environmental sustainability, 2(1–2), pp.34–42.

Cajaiba, R. L., Périco, E., da Silva, W. B., & Santos, M. 2017. Can dung beetles (Scarabaeinae) indicate the status of Amazonia's ecosystems? Insights integrating anthropogenic disturbance with seasonal patterns. Animal Biology, 67(3-4), 301-318. https://doi.org/10.1163/15707563-00002538

Carvalho, R.L., Andresen, E., Barônio, G.J., Oliveira, V.H., Louzada, J. and Braga, R.F., 2020. Is dung removal a good proxy for other dung beetle functions when monitoring for conservation? A case study from the Brazilian Amazon. Ecological Indicators, 109, p.105841.

Cervantes–López, M. J., & Morante–Filho, J. C. 2024. A global meta-analysis on patterns of amphibian and reptile diversity in agroforestry systems. *Global Ecology and Conservation*, *51*, e02914. https://doi.org/10.1016/j.gecco.2024.e02914

Coutts, C. and Hahn, M., 2015. Green infrastructure, ecosystem services, and human health. International journal of environmental research and public health, 12(8), pp.9768–9798.

Crist, E., Mora, C. and Engelman, R., 2017. The interaction of human population, food production, and biodiversity protection. Science, 356(6335), pp.260–264.

Culot, L., Bovy, E., Vaz-de-Mello, F. Z., Guevara, R., & Galetti, M. 2013. Selective defaunation affects dung beetle communities in continuous Atlantic rainforest. *Biological Conservation*, *163*, 79-89. https://doi.org/10.1016/j.biocon.2013.04.004

Cultid–Medina, C. A., & Escobar, F. 2016. Assessing the ecological response of dung beetles in an agricultural landscape using number of individuals and biomass in diversity measures. *Environmental Entomology*, *45*(2), 310-319. https://doi.org/10.1093/ee/nvv219

Dabrowski, J., Venter, G., Truter, W. F., & Scholtz, C. H. 2019. Dung beetles can tunnel into highly compacted soils from reclaimed mined sites in eMalahleni, South Africa. *Applied Soil Ecology*, *134*, 116-119. https://doi.org/10.1016/j.apsoil.2018.10.015

Davis, A. 2009. Outlines of composition, spatial pattern, and hypothetical origins of regional dung beetle fauna. Pages 366-385. in C. Scholtz, A. Davis, & U. Kryger, editors. Evolutionary biology and conservation of dung beetles. Pensoft, Sofia, Bulgaria. 568pp.

Bourg, A., Escobar, F., MacGregor-Fors, I., & Moreno, C. E. 2016. Got dung? Resource selection by dung beetles in Neotropical forest fragments and cattle pastures. Neotropical Entomology, 45(5), 490-498.

Davis, A.L.V. & Scholtz, C.H. 2001. Historical vs. ecological factors influencing global patterns of scarabaeine dung beetle diversity. Diversity and Distributions, 7: 161-174. https://doi.org/10.1111/j.1472-4642.2001.00102.x

deCastro-Arrazola, I., Andrew, N. R., Berg, M. P., Curtsdotter, A., Lumaret, J. P., Menéndez, R., ... & Hortal, J. 2023. A trait-based framework for dung beetle functional ecology. Journal of Animal Ecology, 92(1), 44-65. https://doi.org/10.1111/1365-2656.13829

Díaz, A., Galante, E., & Favila, M. E. 2010. The effect of the landscape matrix on the distribution of dung and carrion beetles in a fragmented tropical rain forest. Journal of Insect Science, 10(1).

Doube, B. M. 2018. Ecosystem services provided by dung beetles in Australia. *Basic and Applied Ecology*, *26*, 35-49. https://doi.org/10.1016/j.baae.2017.09.008

Drevon, D., Fursa, S.R. and Malcolm, A.L., 2017. Intercoder reliability and validity of WebPlotDigitizer in extracting graphed data. Behavior modification, 41(2), pp.323–339. Vancouver

Escobar, F. 2004. Diversity and composition of dung beetle (Scarabaeinae) assemblages in a heterogeneous Andean landscape. Tropical zoology, 17(1), 123-136. https://doi.org/10.1080/03946975.2004.10531202

Escobar, F., Halffter, G., & Arellano, L. 2007. From forest to pasture: an evaluation of the influence of environment and biogeography on the structure of beetle (Scarabaeinae) assemblages along three altitudinal gradients in the Neotropical region. Ecography, 30(2), 193-208. https://doi.org/10.1111/j.0906-7590.2007.04818.x

FAO – Food and Agriculture Organization of the United Nations. 2023. – with major processing by Our World in Data. "Number of cattle – FAO" [dataset]. Food and Agriculture Organization of the United Nations, "Production: Crops and livestock products" [original data]. Retrieved April 7, 2024 from https://ourworldindata.org/grapher/cattle–livestock–count–heads

FAO – The Food and Agriculture Organization. 2021. World Food and Agriculture – Statistical Yearbook 2021. Rome.

Ferreira, A. S., Peres, C. A., Bogoni, J. A., & Cassano, C. R. 2018. Use of agroecosystem matrix habitats by mammalian carnivores (Carnivora): a global-scale analysis. Mammal Review, 48(4), 312-327.

Fincher, G.T., T.B. Stewart & J.S. Hunter III. 1983. The 1981 distribution of *Onthophagus gazella* Fabricius from releases in Texas and *Onthophagus taurus* Schreber from an unknown release in Florida (Coleoptera: Scarabaeidae). The Coleopterists Bulletin, 37: 159–163.

Fuzessy, L. F., Benítez–López, A., Slade, E. M., Bufalo, F. S., Magro–de–Souza, G. C., Pereira, L. A., & Culot, L. 2021. Identifying the anthropogenic drivers of declines in tropical dung beetle communities and functions. Biological Conservation, 256, 109063.

Gallego-Zamorano, J., Benítez-López, A., Santini, L., Hilbers, J. P., Huijbregts, M. A., & Schipper, A. M. 2020. Combined effects of land use and hunting on distributions of tropical mammals. Conservation Biology, 34(5), 1271-1280.

Gardner, T. A., Hernández, M. I., Barlow, J., & Peres, C. A. 2008. Understanding the biodiversity consequences of habitat change: the value of secondary and plantation forests for neotropical dung beetles. Journal of applied ecology, 45(3), 883–893.

Giam, X. 2017. Global biodiversity loss from tropical deforestation. Proceedings of the National Academy of Sciences, 114(23), 5775–5777.

Giménez Gómez, V. C., Verdú, J. R., & Zurita, G. A. 2025. Physiological traits explain the response of dung beetles to land use at local and regional scales. *Scientific Reports*, *15*(1), 7424. https://doi.org/10.1038/s41598-025-92149-8

Giraldo, C., Escobar, F., Chara, J. D., & Calle, Z. 2011. The adoption of silvopastoral systems promotes the recovery of ecological processes regulated by dung beetles in the Colombian Andes. Insect Conservation and Diversity, 4(2), 115–122.

Gómez–Cifuentes, A., Vespa, N., Semmartín, M., & Zurita, G. 2020. Canopy cover is a key factor to preserve the ecological functions of dung beetles in the southern Atlantic Forest. Applied Soil Ecology, 154, 103652.

Gonzalez-Gomez, L., Gonzalez-Tokman, D., Garcia, J. H., Lira-Noriega, A., & Escobar, F. 2025. Effect of ivermectin and dung beetle communities on dung removal rate in cattle pastures. Applied Soil Ecology, 206, 105865.

González–Tokman, D., Cultid–Medina, C., Díaz, A., Escobar, F., Ocampo–Palacio, L., & Martínez–Garza, C. 2018. Success or failure: the role of ecological restoration on the recovery of dung beetle diversity and function in a tropical rainforest. Revista mexicana de biodiversidad, 89(1), 232–242.

Gray, C. L., Slade, E. M., Mann, D. J., & Lewis, O. T. 2014. Do riparian reserves support dung beetle biodiversity and ecosystem services in oil palm-dominated tropical landscapes? Ecology and evolution, 4(7), 1049–1060.

Guerra Alonso, C. B., Zurita, G. A., & Bellocq, M. I. 2021. Response of dung beetle taxonomic and functional diversity to livestock grazing in an arid ecosystem. Ecological Entomology, 46(3), 582–591.

Halffter, G., & Edmonds, W. D. 1982. The nesting behavior of dung beetles (Scarbaeinae). An ecological and evolutive approach.

Halffter, G., & Matthews, E. G. 1966. The natural history of dung beetles of the subfamily Scarabaeinae (Coleoptera, Scarabaeidae).

Halffter, G., and Favila, M. E. 1993. The Scarabaeinae (Insecta: Coleoptera): an animal group for analysing, inventorying and monitoring biodiversity in tropical rainforest and modified landscapes. *Biol. Int.* 27, 15–23.

Hanski, I., & Cambefort, Y. 1991. Dung beetle ecology. Princeton University Press. 513pp

Harrell, F. E., Jr. (2015). Regression modeling strategies: With applications to linear models, logistic and ordinal regression, and survival analysis (2nd ed.). Springer Cham. https://doi.org/10.1007/978-3-319-19425-7

Hedges, S. B., Cohen, W. B., Timyan, J., & Yang, Z. 2018. Haiti's biodiversity threatened by nearly complete loss of primary forest. Proceedings of the National Academy of Sciences, 115(46), 11850–11855.

Holt, E.A. and Miller, S.W., 2011. Bioindicators: using organisms to measure. Nature, 3, pp.8–13.

Kehoe, L., Romero–Muñoz, A., Polaina, E., Estes, L., Kreft, H. and Kuemmerle, T., 2017. Biodiversity at risk under future cropland expansion and intensification. Nature Ecology & Evolution, 1(8), pp.1129–1135.

Laurance, W. F., Sayer, J. & Cassman, K. G. 2014. Agricultural expansion and its impacts on tropical nature. Trends in Ecology and Evolution 29:107–116. Elsevier Ltd. https://doi.org/10.1016/j.tree.2013.12.001

Leberger, R., Rosa, I. M., Guerra, C. A., Wolf, F., & Pereira, H. M. 2020. Global patterns of forest loss across IUCN categories of protected areas. Biological Conservation, 241, 108299. https://doi.org/10.1016/j.biocon.2019.108299

López-Bedoya, P. A., Bohada-Murillo, M., Ángel-Vallejo, M. C., Audino, L. D., Davis, A. L., Gurr, G., & Noriega, J. A. 2022. Primary forest loss and degradation reduces biodiversity and ecosystem functioning: A global meta-analysis using dung beetles as an indicator taxon. Journal of Applied Ecology. *59*(6), 1572-1585. https://doi.org/10.1111/1365-2664.14167

Maldaner, M. E., Costa-Silva, V. D., & Vaz-de-Mello, F. Z. 2024. Dung beetles in South American pasturelands. *Biota Neotropica*, *24*(1), e20231567. https://doi.org/10.1590/1676-0611-BN-2023-1567

Maldaner, M. E., Sobral-Souza, T., Prasniewski, V. M., & Vaz-de-Mello, F. Z. 2021. Effects of climate change on the distribution of key native dung beetles in South American grasslands. *Agronomy*, *11*(10), 2033. https://doi.org/10.3390/agronomy11102033

Manning, P., & Cutler, G. C. 2018. Ecosystem functioning is more strongly impaired by reducing dung beetle abundance than by reducing species richness. Agriculture, Ecosystems & Environment, 264, 9–14.

Milotić, T., Quidé, S., Van Loo, T., & Hoffmann, M. 2017. Linking functional group richness and ecosystem functions of dung beetles: an experimental quantification. Oecologia, 183, 177-190. https://doi.org/10.1007/s00442-016-3756-5

Molotoks, A., Kuhnert, M., Dawson, T. P., & Smith, P. 2017. Global hotspots of conflict risk between food security and biodiversity conservation. Land, 6(4), 67. https://doi.org/10.3390/land6040067

Montoya-Molina, S., Giraldo-Echeverri, C., Montoya-Lerma, J., Chará, J., Escobar, F., & Calle, Z. 2016. Land sharing vs. land sparing in the dry Caribbean lowlands: A dung beetles' perspective. *Applied Soil Ecology*, *98*, 204-212. https://doi.org/10.1016/j.apsoil.2015.10.017

Mora–Aguilar, E.F., Arriaga–Jiménez, A., Correa, C.M., da Silva, P.G., Korasaki, V., López–Bedoya, P.A., Hernández, M.I.M., Pablo–Cea, J.D., Salomão, R.P., Valencia, G. and Vulinec, K., 2023. Toward a standardized methodology for sampling dung beetles (Coleoptera:

Scarabaeinae) in the Neotropics: a critical review. *Frontiers in Ecology and Evolution*, *11*, p.1096208. https://doi.org/10.3389/fevo.2023.1096208

Morand, S. 2020. Emerging diseases, livestock expansion and biodiversity loss are positively related at global scale. Biological Conservation, 248, 108707.

Nascimento, Y. A., Bianchin, I., & Honer, M. R. 1990. Instruções para a criação do besouro africano *Onthophagus gazella* em laboratório.

Nependa, H. U., Pryke, J. S., & Roets, F. 2021. Replacing native mammal assemblages with livestock in African savannahs, impacts dung beetle diversity and reduces body size. Biological Conservation, 260, 109211. https://doi.org/10.1016/j.biocon.2021.109211

Nervo, B., Tocco, C., Caprio, E., Palestrini, C., & Rolando, A. 2014. The effects of body mass on dung removal efficiency in dung beetles. *PloS one*, *9*(9), e107699. https://doi.org/10.1371/journal.pone.0107699

Nichols, E. S., & Gardner, T. A. 2011. Dung beetles as a candidate study taxon in applied biodiversity conservation research. *Ecology and evolution of dung beetles*, *267*, 291.

Nichols, E., Larsen, T., Spector, S., Davis, A. L., Escobar, F., Favila, M., 2007. Global dung beetle response to tropical forest modification and fragmentation: a quantitative literature review and meta–analysis. Biological conservation, 137(1), 1–19.

Nichols, E., Spector, S., Louzada, J., Larsen, T., Amezquita, S., Favila, M. E., & Network, T. S. R. (2008). Ecological functions and ecosystem services provided by Scarabaeinae dung beetles. *Biological conservation*, *141*(6), 1461-1474.https://doi.org/10.1016/j.biocon.2008.04.011

Nichols, E., Uriarte, M., Bunker, D. E., Favila, M. E., Slade, E. M., Vulinec, K., ... & Spector, S. H. 2013. Trait-dependent response of dung beetle populations to tropical forest conversion at local and regional scales. Ecology, 94(1), 180–189.

Noriega, J. A., Delgado, O., Blanco, J. I., Gámez, J., & Clavijo, J. 2017. Introduction, establishment, and invasion of *Digitonthophagus gazella* (Fabricius, 1787)(Coleoptera: Scarabaeinae) in the savannas of Venezuela and Colombia. Natural Resources, 8(5), 370–381.

Noriega, J. A., Floate, K. D., Génier, F., Reid, C. A., Kohlmann, B., Horgan, F. G., ... & Lobo, J. M. 2020. Global distribution patterns provide evidence of niche shift by the introduced African dung beetle *Digitonthophagus gazella*. Entomologia Experimentalis et Applicata, 168(10), 766–782.

Noriega, J. A., March-Salas, M., Castillo, S., García-Q, H., Hortal, J., & Santos, A. M. 2021. Human perturbations reduce dung beetle diversity and dung removal ecosystem function. Biotropica, 53(3), 753–766.

Noriega, J. A., Hortal, J., deCastro-Arrazola, I., Alves-Martins, F., Ortega, J. C., Bini, L. M., ... & Santos, A. M. (2023). Dung removal increases under higher dung beetle functional diversity regardless of grazing intensification. Nature communications, 14(1), 8070. https://doi.org/10.1038/s41467-023-43760-8

Nunes, C.A., Braga, R.F., de Moura Resende, F., de Siqueira Neves, F., Figueira, J.E.C. and Fernandes, G.W., 2018. Linking biodiversity, the environment and ecosystem functioning: ecological functions of dung beetles along a tropical elevational gradient. Ecosystems, 21(6), pp.1244–1254.

Olander, L.P., Johnston, R.J., Tallis, H., Kagan, J., Maguire, L.A., Polasky, S., Urban, D., Boyd, J., Wainger, L. and Palmer, M., 2018. Benefit relevant indicators: Ecosystem services measures that link ecological and social outcomes. Ecological Indicators, 85, pp.1262–1272.

Oliveira, Y. F., Oliveira, C. M., & Frizzas, M. R. 2021. Changes in land use affect dung beetle communities but do not affect ecosystem services in the Cerrado of Central Brazil. Ecological Entomology, *46*(4), 973-987.

Pessôa, M. B., Alves-Martins, F., De Marco Junior, P., & Hortal, J. 2021. Unveiling the drivers of local dung beetle species richness in the Neotropics. Journal of Biogeography, 48(4), 861–871.

Radtke, M. G., da Fonseca, C. R., & Williamson, G. B. 2010. Dung beetle communities: A neotropical-north temperate comparison. Neotropical entomology, 39, 19-27. https://doi.org/10.1590/S1519-566X2010000100004

Raine, E. H., & Slade, E. M. 2019. Dung beetle–mammal associations: methods, research trends and future directions. *Proceedings of the Royal Society B*, *286*(1897), 20182002.

Raine, E. H., Mikich, S. B., Lewis, O. T., Riordan, P., Vaz-de-Mello, F. Z., & Slade, E. M. 2018. Extinctions of interactions: quantifying a dung beetle–mammal network. Ecosphere, 9(11), e02491. https://doi.org/10.1002/ecs2.2491

Ratoni, B., Ahuatzin, D., Corro, E. J., Salomão, R. P., Escobar, F., López-Acosta, J. C., & Dáttilo, W. 2023. Landscape composition shapes biomass, taxonomic and functional diversity of dung beetles within human-modified tropical rainforests. *Journal of Insect Conservation*, *27*(5), 717-728. https://doi.org/10.1007/s10841-023-00492-w

Raven, P.H. and Wagner, D.L., 2021. Agricultural intensification and climate change are rapidly decreasing insect biodiversity. Proceedings of the National Academy of Sciences, 118(2), p.e2002548117.

Reis, C., Zarucki, M., Delabie, J., & Escobar, F. 2023. Biodiversity impacts of land use simplification: a case study of dung beetles in a landscape of the Brazilian Atlantic forest. *Int J Trop Insect Sci* 43, 2045–2056. https://doi.org/10.1007/s42690–023–01106–3

Reis, N. L., López-Bedoya, P. A., & Louzada, J. N. 2024. Research trends and knowledge gaps in the ecology of dung beetles (Coleoptera: Scarabaeidae) in savannas. *Annals of the Entomological Society of America*, *117*(4), 209-219. https://doi.org/10.1093/aesa/saae016

Ridsdill-Smith, T. J., & Edwards, P. B. 2011. Biological control: ecosystem functions provided by dung beetles. Ecology and evolution of dung beetles, 245-266.

Ríos-Díaz, C. L., Moreno, C. E., Ortega-Martínez, I. J., Zuria, I., Escobar, F., & Castellanos, I. 2021. Sheep herding in small grasslands promotes dung beetle diversity in a mountain forest landscape. Journal of Insect Conservation, 25(1), 13-26. https://doi.org/10.1007/s10841-020-00277-5

Ritchie, Hannah and Roser, Max. 2019. – "Land Use". Published online at OurWorldInData.org. Retrieved from: 'https://ourworldindata.org/land–use' [Online Resource]

Rivera, J. D., Gómez, B., Navarrete-Gutiérrez, D. A., Ruíz-Montoya, L., Delgado, L., & Favila, M. E. 2020. Mechanisms of diversity maintenance in dung beetle assemblages in a heterogeneous tropical landscape. PeerJ, 8, e9860. https://doi.org/10.7717/peerj.9860

Rutten, G., Ensslin, A., Hemp, A., & Fischer, M. 2015. Vertical and horizontal vegetation structure across natural and modified habitat types at Mount Kilimanjaro. PloS one, 10(9), e0138822.

Saint-Germain, M., Buddle, C.M., Larrivée, M., Mercado, A., Motchula, T., Reichert, E., Sackett, T.E., Sylvain, Z. & Webb, A. 2007. Should biomass be considered more frequently as a currency in terrestrial arthropod community analyses?. Journal of Applied Ecology, 44: 330-339. https://doi.org/10.1111/j.1365-2664.2006.01269.x

Sánchez–de–Jesús, H. A., Arroyo–Rodríguez, V., Andresen, E., & Escobar, F. 2016. Forest loss and matrix composition are the major drivers shaping dung beetle assemblages in a fragmented rainforest. Landscape Ecology, 31(4), 843–854. https://doi.org/10.1007/s10980-015-0293-2

Sarmiento–Garces, R., & Hernández, M. I. M. 2021. A decrease in taxonomic and functional diversity of dung beetles impacts the ecosystem function of manure removal in altered subtropical habitats. PloS one, 16(1), e0244783

Schoolmeesters, P. 2025. World Scarabaeidae Database (version 2025-06-02). In O. Bánki, Y. Roskov, M. Döring, G. Ower, D. R. Hernández Robles, C. A. Plata Corredor, T. Stjernegaard Jeppesen, A. Örn, T. Pape, D. Hobern, S. Garnett, H. Little, R. E. DeWalt, J. Miller, & T. Orrell, *Catalogue of Life* (Annual Checklist 2025). Catalogue of Life Foundation, Amsterdam, Netherlands. https://doi.org/10.48580/dgr6n-38g

Silva, R. J., Pelissari, T. D., Krinski, D., Canale, G., & Vaz–de–Mello, F. Z. 2017. Abrupt species loss of the Amazonian dung beetle in pastures adjacent to species–rich forests. Journal of Insect Conservation, 21(3), 487–494.

Slade, E. M., Mann, D. J., Villanueva, J. F., & Lewis, O. T. 2007. Experimental evidence for the effects of dung beetle functional group richness and composition on ecosystem function in a tropical forest. Journal of Animal Ecology, 1094-1104.

Slade, E. M., Riutta, T., Roslin, T., & Tuomisto, H. L. 2016. The role of dung beetles in reducing greenhouse gas emissions from cattle farming. Scientific reports, 6(1), 1–9. https://doi.org/10.1038/srep18140

Souza, T. B., França, F. M., Barlow, J., Dodonov, P., Santos, J. S., Faria, D., & Baumgarten, J. E. 2020. The relative influence of different landscape attributes on dung beetle communities in the Brazilian Atlantic forest. Ecological Indicators, 117, 106534.

Stanbrook, R., & King, J. R. 2022. Dung beetle community composition affects dung turnover in subtropical US grasslands. Ecology and Evolution, 12, e8660. https://doi.org/10.1002/ece3.8660

Stanbrook, R., Harris, E., Jones, M., & Wheater, C. P. 2021. The effect of dung beetle size on soil nutrient mobilization in an afrotropical forest. *Insects*, *12*(2), 141. https://doi.org/10.3390/insects12020141

Tonelli, M., 2021. Some considerations on the terminology applied to dung beetle functional groups. Ecol Entomol. https://doi.org/10.1111/een.13017

Tonelli, M., Verdú, J. R., & Zunino, M. 2019. Grazing abandonment and dung beetle assemblage composition: reproductive behaviour has something to say. Ecological Indicators, 96, 361–367. https://doi.org/10.1016/j.ecolind.2018.09.010

Tonelli, M., Verdú, J. R., Morelli, F., & Zunino, M. 2020. Dung beetles: functional identity, not functional diversity, accounts for ecological process disruption caused by the use of veterinary medical products. Journal of Insect Conservation, 24(4), 643–654. https://doi.org/10.1007/s10841-020-00240-4

UN DESA - United Nations Department of Economic and Social Affairs, Population Division. 2022. World Population Prospects 2022: Summary of Results. UN DESA/POP/2022/TR/NO. 3.

Verdú, J. R., Cortez, V., Ortiz, A. J., González-Rodríguez, E., Martinez-Pinna, J., Lumaret, J. P., ... & Sánchez-Piñero, F. 2015. Low doses of ivermectin cause sensory and locomotor disorders in dung beetles. Scientific reports, 5(1), 13912.

Verdú, J. R., Lobo, J. M., Sánchez-Piñero, F., Gallego, B., Numa, C., Lumaret, J. P., ... & Durán, J. 2018. Ivermectin residues disrupt dung beetle diversity, soil properties and ecosystem functioning: an interdisciplinary field study. Science of the Total Environment, 618, 219-228.

Vieira, M. D. C., Manger, J., White, B., Berson, J. D., Dempster, F., & Evans, T. A. 2024. Estimating biocontrol agent spread: A case study using introduced dung beetles. *Ecological Entomology*, *49*(1), 91-105. https://doi.org/10.1111/een.13279

Wassenaar, T., Gerber, P., Verburg, P.H., Rosales, M., Ibrahim, M. and Steinfeld, H., 2007. Projecting land use changes in the Neotropics: The geography of pasture expansion into forest. Global Environmental Change, 17(1), pp.86–104.

Wilkie, D. S., Bennett, E. L., Peres, C. A., & Cunningham, A. A. 2011. The empty forest revisited. Annals of the New York Academy of Sciences, 1223(1), 120–128.

Williams, B.A., Grantham, H.S., Watson, J.E., Alvarez, S.J., Simmonds, J.S., Rogéliz, C.A., Da Silva, M., Forero–Medina, G., Etter, A., Nogales, J. and Walschburger, T., 2020. Minimising the loss of biodiversity and ecosystem services in an intact landscape under risk of rapid agricultural development. Environmental Research Letters, 15(1), p.014001.

Yokoyama, K., & Kai, H. 1993. Distribution and flow of nitrogen in a cow dung-soil system colonized by paracoprid dung beetles. *Edaphologia (Japan)*, (49).

Zabel, F., Delzeit, R., Schneider, J. M., Seppelt, R., Mauser, W., & Václavík, T. 2019. Global impacts of future cropland expansion and intensification on agricultural markets and biodiversity. Nature communications, 10(1), 1–10.

Supplementary material

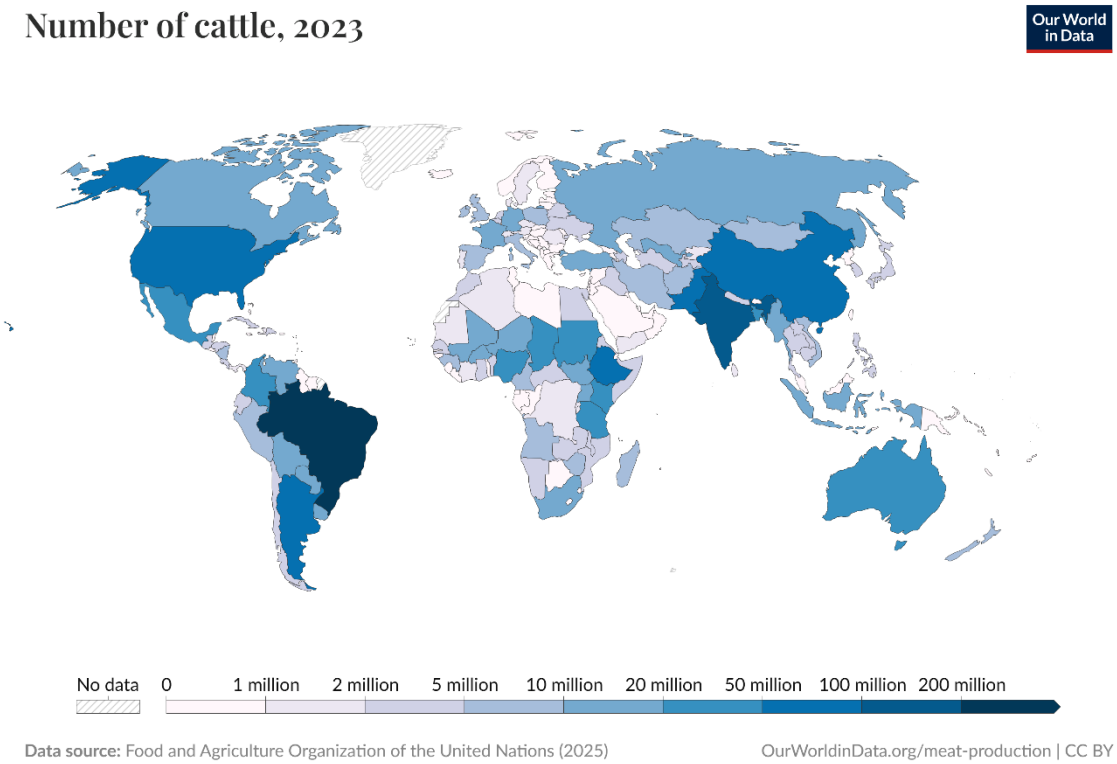

Figure S1. Map of cattle population density across the world. Source: Our World in Data.

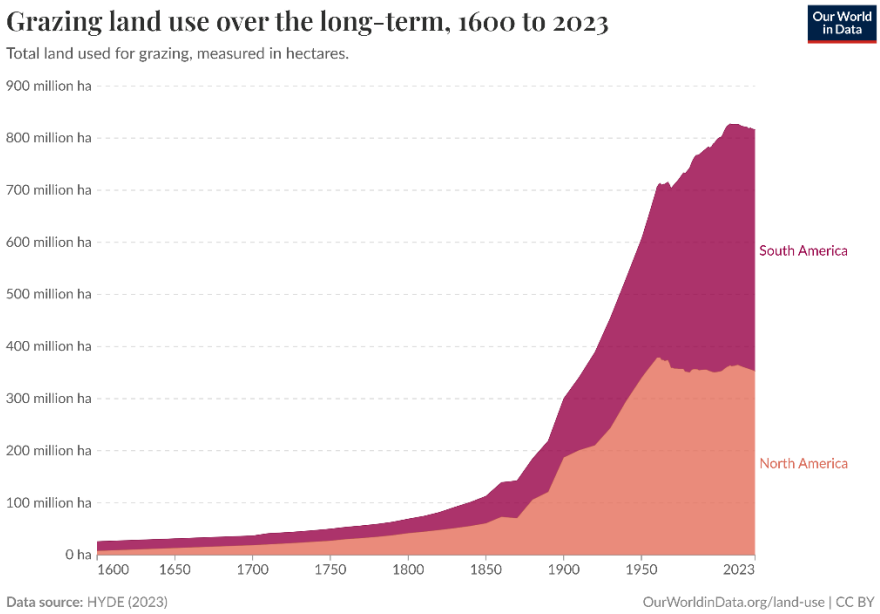

Figure S2. Grazing land use over time in the Americas.

Table S1. List of studies and comparisons by countries.

Countries	Study	Comparisons
Brasil	16	113
Mexico	13	66
Argentina	3	57
El Salvador	2	6
Colômbia	3	6
Nicaragua	1	1
Total Geral	**36**	**249**

Table S2. Publication bias – content for Fail–safe Number Calculation Using the Rosenberg Approach.

Component	Effect size	significant	Fail–safe number	Fsn_n	Trim and fill
Overall	–1.4116	<.0001	78843	1250	0 right side
Richness	–1.6787	<.0001	23247	575	0 right side
Abundance	–1.0719	<.0001	10898	540	0 right side
Biomass	–0.8596	0.1232	131	85	3 left side
Primary forest	–1.6420	<.0001	15041	460	0 right side
Secondary forest	–1.5838	<.0001	2122	210	0 right side
Open pasture	–1.7414	<.0001	80358	1035	0 right side
Silvopasture	0.0010	0.9953	0	215	0 left side
Paracoprid	–0.7044	0.0085	801	160	0 right side
Telecoprid	–0.6337	0.0027	496	160	4 right side
Endocoprid	–0.6101	0.0706	538	160	0 right side
Small beetle					
Large beetle					

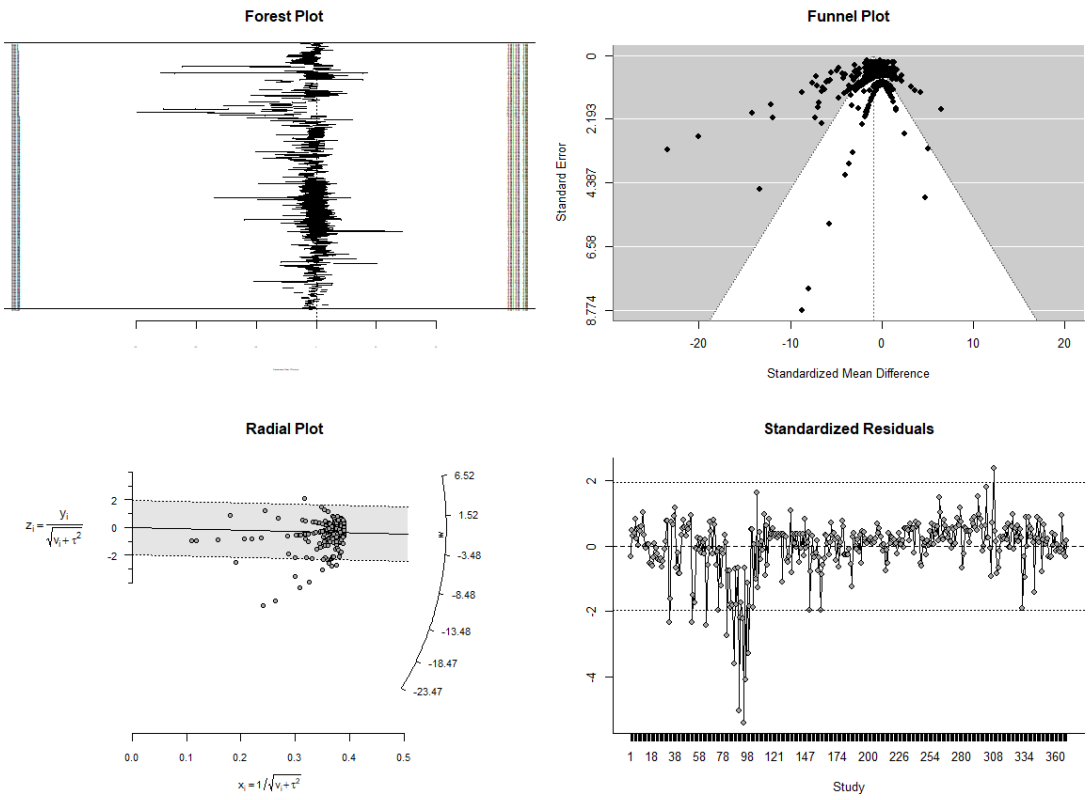

Figure S3. Publications bias plot for the main meta–analysis output.

Meta–regression
Latitude
Global model:
fit_null <– rma(yi ~ Latitude, vi, data, method = "HE")
fit_linear <– rma(yi ~ Latitude, vi, data, method = "HE")
fit_quadratic <– rma(yi ~ Latitude + I(Latitude^2), vi, data, method = "HE")
fit_spline <– rma(yi ~ rcs(Latitude, knots), vi, data, method = "HE")

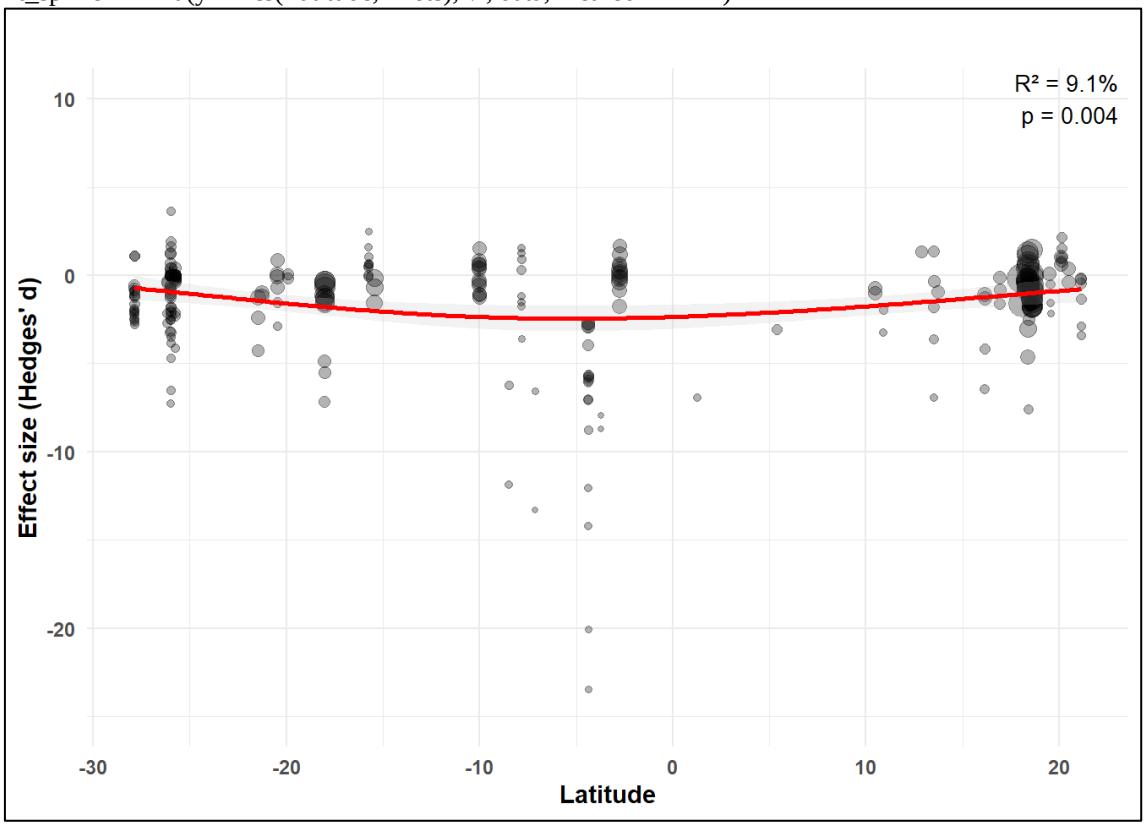

Figure S4. Meta regression with quadratic model.

Model	logLik	Deviance	AIC	BIC	AICc
fit_null	–603.4077	965.2479	1210.8153	1217.8422	1210.8643
fit_linear	–603.5825	965.5975	1213.1649	1223.7052	1213.2633
fit_quadratic	**–593.9865**	**946.4055**	**1195.9729**	**1210.0266**	**1196.1375**
fit_spline	–594.0392	946.5109	1196.0784	1210.1321	1196.2430

Tropical realm and richness
Models fitted with subset “Biogeographic.zone == “Tropical”; Descriptor == “Richness”.

Model	logLik	Deviance	AIC	BIC	AICc
fit_null	–204.6237	341.2626	413.2475	417.9609	413.4075
fit_linear	–204.0934	340.2019	414.1868	421.2569	414.5111
fit_quadratic	–196.5549	325.1250	401.1099	410.5367	401.6578
fit_spline	**–196.2487**	**324.5126**	**400.4975**	**409.9243**	**401.0454**

Tropical realm and abundance
Models fitted with subset “Biogeographic.zone == “Tropical”; Descriptor == “Abundance”.

Model	logLik	Deviance	AIC	BIC	AICc
fit_null	–142.4582	252.8998	288.9164	293.3554	289.1010
fit_linear	–142.3622	252.7078	290.7245	297.3830	291.0995
fit_quadratic	–138.6885	245.3604	285.3771	294.2551	286.0120
fit_spline	**–138.4739**	**244.9313**	**284.9479**	**293.8259**	**285.5828**

Subtropical realm abundance

Model	logLik	Deviance	AIC	BIC	AICc
fit_null	**–70.15228**	**84.57455**	**144.30456**	**147.57973**	**144.64742**
fit_linear	–69.62281	83.51562	145.24563	150.15838	145.95151
fit_quadratic	–69.49682	83.26364	146.99365	153.54399	148.20577
fit_spline	–69.50786	83.28572	147.01573	153.56607	148.22785

Subtropical realm richness

Model	logLik	Deviance	AIC	BIC	AICc
fit_null	–66.71909	86.53773	137.43817	140.54887	137.81317
fit_linear	–65.29644	83.69244	136.59288	141.25893	137.36708
fit_quadratic	–65.34209	83.78373	138.68418	144.90557	140.01751
fit_spline	**–65.33806**	**83.77568**	**138.67613**	**144.89752**	**140.00946**

Table 3. Outputs of metaregression for latitudinal in Species richness and number of individuals from Figure 6.

Response Variable	Statistic	Estimate	95% CI	p-value	R2
Species richness	QM (2)	12.45	-	0.002	22.4%
Species richness	Intercept	-5.77	[-7.99, -3.55]	< 0.0001	-
Species richness	Spline β1	-0.237	-	0.0032	-
Species richness	Spline β2	0.27	-	0.0007	-
Number of individuals	QM (2)	6.91	-	0.032	17.0%
Number of individuals	Intercept	-2.93	[-4.50, -1.37]	0.0002	-
Number of individuals	Spline β1	-0.13	[-0.239, -0.021]	0.0193	-
Number of individuals	Spline β2	0.201	[0.047, 0.354]	0.0103	-

Study distribution in the Americas

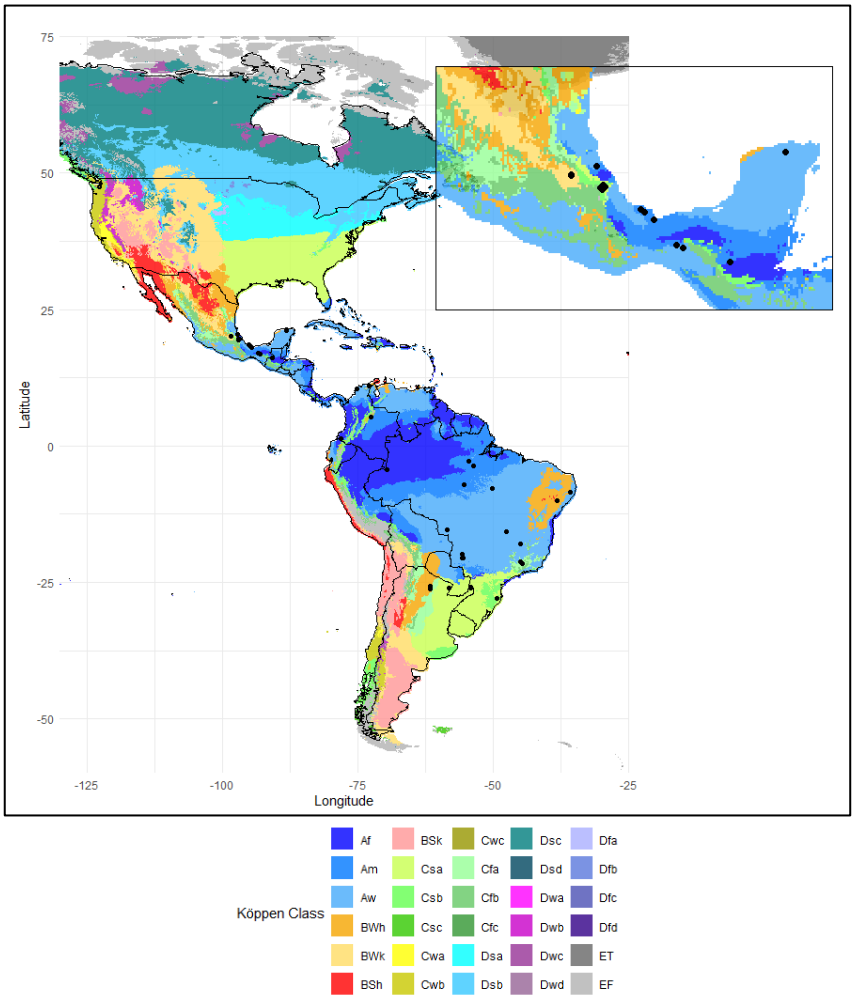

Figure S5. Köppen Geiger climate zones in the Americaa and distribution of studies.

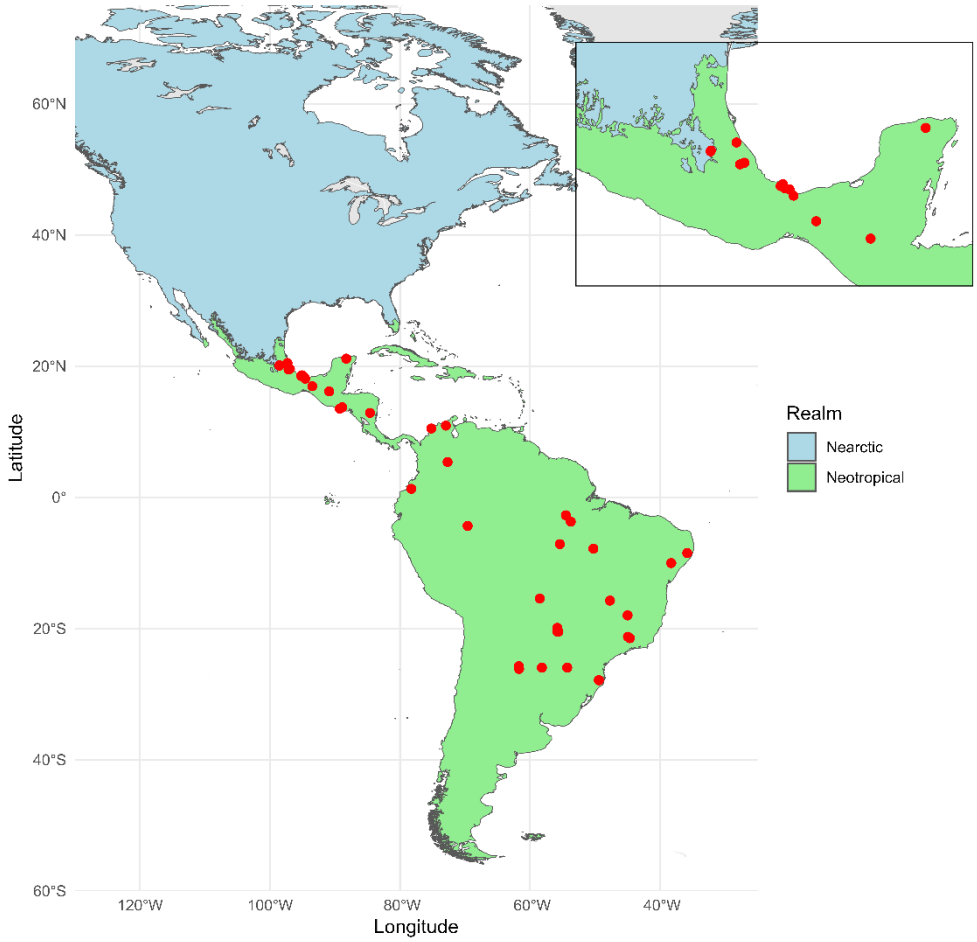

Figure S6. Distribution of studies in Neotropical and Nearctic realms.

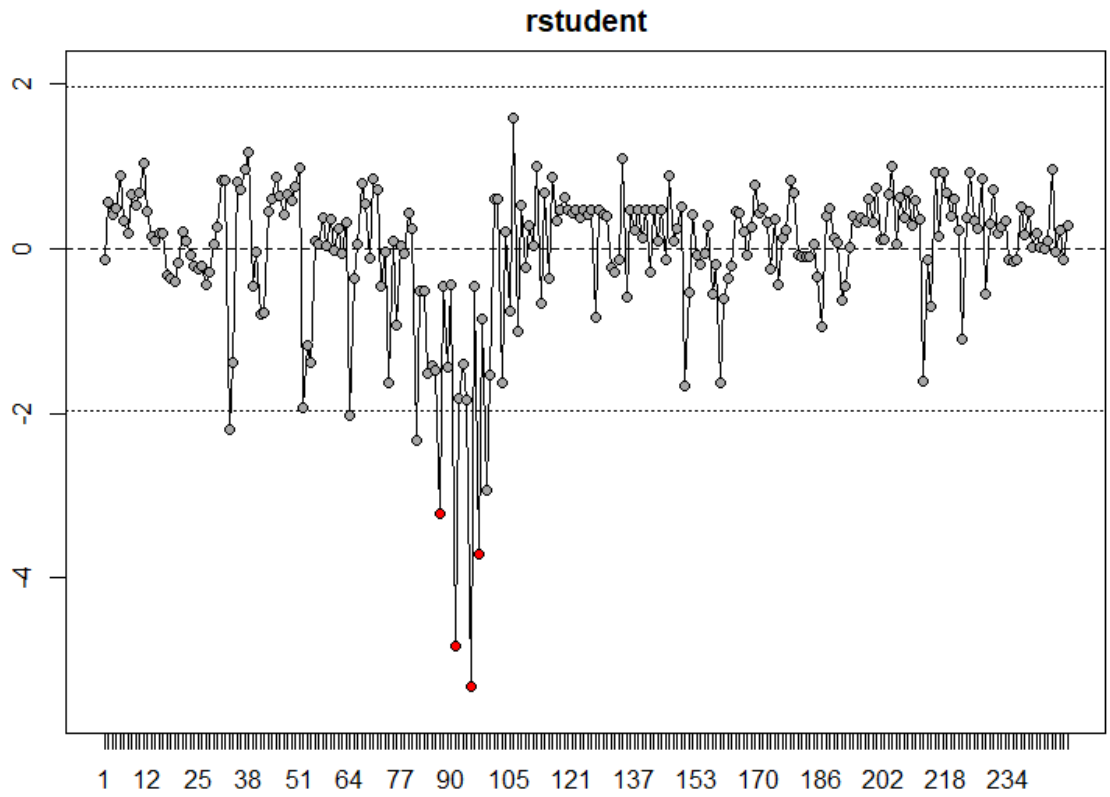

Figure S7. Outliers evaluation.

Table S4. General outputs for *hedges* d' estimator and complete statistics for each descriptor level. Acronyms heading columns as in Borenstein et al. (2009) and metafor package. k = number of comparisons extracted from studies.

Data_level	Descriptor	studies	k	estimate	se	zval	ci_lb	ci_ub	tau^2	tau	I^2	H^2	pval	signif
General	Overall	36	248	–1,41	0,19	–7,26	–1,79	–1,03	8,58	2,93	97,68	43,04	<0,001	***
General	Abundance	30	106	–1,07	0,18	–5,86	–1,43	–0,71	3	1,73	94,05	16,8	<0,001	***
General	Biomass	10	15	–0,86	0,56	–1,54	–1,95	0,23	3,98	2	92,05	12,57	0,12	
General	Diversity (q=1)	2	3	–0,94	0,54	–1,72	–2	0,13	0	0	0	1	0,08	
General	Diversity (q=2)	2	3	0,73	0,78	0,93	–0,8	2,25	0,78	0,88	43,41	1,77	0,35	
General	Dung removed	2	4	–6,07	5,74	–1,06	–17,31	5,18	129,01	11,36	99,79	474,38	0,29	
General	Richness	35	113	–1,68	0,3	–5,55	–2,27	–1,09	9,45	3,07	97,93	48,24	<0,001	***
General	Soil excavated	2	4	–3,65	3,69	–0,99	–10,89	3,58	53,36	7,3	99,33	150,36	0,32	
Assemblage	Overall	36	144	–1,65	0,27	–6,16	–2,17	–1,12	9,3	3,05	97,33	37,44	<0,001	***
Assemblage	Richness	35	62	–2,04	0,37	–5,51	–2,76	–1,31	7,39	2,72	96,84	31,67	<0,001	***
Assemblage	Abundance	30	53	–1,2	0,25	–4,89	–1,68	–0,72	2,59	1,61	91,29	11,48	<0,001	***
Assemblage	Biomass	10	15	–0,86	0,56	–1,54	–1,95	0,23	3,98	2	92,05	12,57	0,12	
Assemblage	Dung removed	2	4	–6,07	5,74	–1,06	–17,31	5,18	129,01	11,36	99,79	474,38	0,29	
Assemblage	Soil excavated	2	4	–3,65	3,69	–0,99	–10,89	3,58	53,36	7,3	99,33	150,36	0,32	
Assemblage	Diversity (q=1)	2	3	–0,94	0,54	–1,72	–2	0,13	0	0	0	1	0,08	
Assemblage	Diversity (q=2)	2	3	0,73	0,78	0,93	–0,8	2,25	0,78	0,88	43,41	1,77	0,35	
Large beetles	Overall	3	8	–4,86	2,41	–2,02	–9,57	–0,14	45,01	6,71	99,27	137,07	0,04	*
Large beetles	Richness	2	3	–9,18	5,57	–1,65	–20,09	1,73	90,07	9,49	98,75	79,97	0,1	
Large beetles	Abundance	3	5	–2,47	1,58	–1,56	–5,55	0,62	11,96	3,46	97,84	46,36	0,12	
Small beetles	Overall	2	6	–3,66	1,89	–1,94	–7,36	0,03	20,59	4,54	98,4	62,37	0,05	
Small beetles	Richness	2	3	–4,88	3,59	–1,36	–11,91	2,16	37,55	6,13	98,89	90,07	0,17	
Small beetles	Abundance	2	3	–2,57	1,86	–1,38	–6,21	1,08	9,94	3,15	96,72	30,51	0,17	
Paracoprid	Overall	7	30	–0,7	0,27	–2,63	–1,23	–0,18	1,7	1,3	91,99	12,48	0,01	**
Paracoprid	Richness	7	15	–0,77	0,42	–1,84	–1,59	0,05	2,16	1,47	93,05	14,38	0,07	
Paracoprid	Abundance	7	15	–0,62	0,35	–1,79	–1,3	0,06	1,4	1,18	90,42	10,44	0,07	
Telecoprid	Overall	7	30	–0,63	0,21	–3	–1,05	–0,22	0,97	0,99	86,39	7,35	<0,001	**
Telecoprid	Richness	7	15	–0,62	0,27	–2,3	–1,14	–0,09	0,75	0,87	81,9	5,52	0,02	*
Telecoprid	Abundance	7	15	–0,66	0,34	–1,95	–1,32	0	1,29	1,14	89,39	9,42	0,05	
Endocoprid	Overall	7	30	–0,61	0,34	–1,81	–1,27	0,05	2,94	1,71	94,72	18,94	0,07	
Endocoprid	Richness	7	15	–0,57	0,41	–1,38	–1,37	0,24	2,09	1,44	92,22	12,85	0,17	
Endocoprid	Abundance	7	15	–0,71	0,54	–1,3	–1,78	0,36	3,91	1,98	95,92	24,5	0,19	

Table S5. *Hedges* d' estimator and complete statistics for each moderator/modulator level. k = number of comparisons extracted from studies.

Moderator/modulator	Level	studies	k	estimate	se	zval	ci_lb	ci_ub	tau^2	tau	I^2	H^2	pval	signif
Pasture_type	Pasture	34	205	–1,74	0,22	–7,77	–2,18	–1,3	9,46	3,08	98,13	53,35	<0,001	***
Pasture_type	Silvopastoral system	6	41	0	0,18	0,01	–0,34	0,34	0,61	0,78	51,41	2,06	>0,1	
Forest_type	Primary	13	90	–1,64	0,42	–3,95	–2,46	–0,83	14,93	3,86	99,22	128,02	<0,001	***
Forest_type	Secondary	9	40	–1,58	0,34	–4,68	–2,25	–0,92	3,77	1,94	90,63	10,67	<0,001	***
Climate.zone	Tropical	32	171	–1,61	0,27	–6,05	–2,14	–1,09	11,25	3,35	98,62	72,26	<0,001	***
Climate.zone	Subtropical	4	77	–0,96	0,2	–4,87	–1,35	–0,57	2,31	1,52	79,83	4,96	<0,001	***
Biogeographic	Neotropic	34	242	–1,48	0,2	–7,5	–1,86	–1,09	8,59	2,93	97,7	43,57	<0,001	***
Biogeographic	Nearctic	2	6	1	0,25	4,03	0,51	1,49	0	0	0	1	<0,001	***
Hemisphere	South	20	172	–1,59	0,26	–6,04	–2,1	–1,07	10,85	3,29	97,01	33,47	<0,001	***
Hemisphere	North	16	76	–1,03	0,22	–4,74	–1,46	–0,61	3,2	1,79	96,71	30,36	<0,001	***

Table S6. Effect sizes estimated from 10 000 bootstrap simulations, with 95 % confidence intervals and meta-analysis validation metrics. Abbreviations: $\bar{g}$ = mean standardized mean difference; Fsn = fail-safe number; T&F = trim-and-fill estimate; k0 = estimated number of missing studies suggested by trim-and-fill; lb/ub = lower/upper bound of 95 % confidence interval.

Moderator/modulator	**$\bar{x}$_g**	**ci_g_lb**	**ci_g_ub**	**$\bar{x}$_Fsn**	**ci_Fsn_lb**	**ci_Fsn_ub**	**$\bar{x}$_k0**	**ci_k0_lb**	**ci_k0_ub**	**$\bar{x}$_T&F**	**ci_T&F_lb**	**ci_T&F_ub**
Richness	-1.91	-2.33	-1.55	3172.98	2200.98	4332.00	0.04	0	1	-1.91	-2.32	-1.55
Abundance	-1.13	-1.43	-0.89	1011.48	551.98	1584.00	0.20	0	1	-1.12	-1.43	-0.87
Biomass	-0.77	-1.07	-0.47	60.12	27.00	100.00	1.75	1	2	-1.26	-1.70	-0.70
Assemblage	-1.44	-1.89	-1.01	2175.32	1201.00	3281.07	0.48	0	6	-1.40	-1.88	-0.81
LargeDG	-2.93	-5.22	-1.67	27.08	12.00	46.00	0.00	0	0	-2.93	-5.22	-1.67
SmallDG	-2.77	-6.07	-1.03	12.11	4.00	23.00	NA	NA	NA	NA	NA	NA
Paracoprid	-0.66	-1.07	-0.25	53.44	9.00	116.00	0.24	0	1	-0.67	-1.05	-0.27
Telecoprid	-0.68	-1.14	-0.27	43.48	0.00	128.00	0.45	0	2	-0.65	-1.16	-0.16
Endocoprid	-0.45	-1.28	0.26	36.02	0.00	132.00	0.70	0	2	-0.61	-1.59	0.25
PrimaryF	-1.31	-2.12	-0.61	322.26	46.00	726.02	0.13	0	2	-1.30	-2.12	-0.48
SecondaryF	-0.99	-1.47	-0.50	58.97	13.00	117.00	0.36	0	3	-0.97	-1.47	-0.32
OpenPasture	-1.62	-2.12	-1.17	2456.32	1367.95	3749.00	1.44	0	9	-1.51	-2.07	-0.76
Silvopastoral	-0.69	-1.44	-0.04	7.42	0.00	33.00	0.32	0	2	-0.65	-1.44	0.08
Tropical	-1.39	-1.88	-0.95	1731.78	858.00	2801.00	0.42	0	5	-1.36	-1.87	-0.78
Subtropical	-1.52	-3.07	-0.21	20.31	0.00	60.00	0.37	0	1	-1.40	-3.05	-0.09
Neotropical	-1.56	-2.06	-1.10	2341.85	1249.00	3667.00	0.62	0	7	-1.52	-2.05	-0.85
Nearctic	1.01	0.65	1.43	3.62	1.00	7.00	NA	NA	NA	NA	NA	NA
North	-1.14	-1.82	-0.53	359.94	55.00	801.02	0.64	0	4	-1.05	-1.82	-0.34
South	-1.70	-2.40	-1.15	747.41	399.00	1182.02	0.24	0	2	-1.67	-2.35	-1.08

For subsets with very few studies (e.g., SmallDG, Neartic), bootstrap replicates often failed to converge due to insufficient data points, which is reported as NA in Table S6.

CAPÍTULO II

DUNG BEETLE (COLEOPTERA: SCARABAEINAE) ASSEMBLAGES' COMPOSITION AND STRUCTURE OF CAATINGA OF THE RASO DA CATARINA ECOREGION

Dung beetle (Coleoptera: Scarabaeinae) assemblages' composition and structure of Caatinga of the Raso da Catarina ecoregion

Clemensou Dos-Reis[1,2]*, Federico Escobar[3], Fernando Z. Vaz-de-Mello[4], Jacques H. C. Delabie[1,2]

[1] Programa de Pós-graduação Ecologia e Conservação da Biodiversidade, Universidade Estadual de Santa Cruz, Rodovia Ilhéus-Itabuna, km 16 /Salobrinho, Ilhéus, Bahia, Brazil

[2] Cocoa Research Center, CEPLAC, Rodovia Jorge Amado, Km 22, Itabuna, Bahia 45600-970, Brazil
[3] Red de Ecoetología, Instituto de Ecología, A. C., Carretera antigua a Coatepec 351, Colonia El Haya, Xalapa 91073, Veracruz, Mexico

[5] Coleção Entomológica de Mato Grosso Eurides Furtado (CEMT), Departamento de Biologia e Zoologia, Instituto de Biociências, Universidade Federal de Mato Grosso (UFMT), Cuiabá, Mato Grosso, Brazil.

*Corresponding author: clemensou@gmail.com

Abstract

Dung beetles (Scarabaeinae) are key providers of ecosystem services in seasonally dry tropical forests (SDTFs), yet little is known about their assemblages in the Caatinga biome. We sampled dung beetles in seven forest fragments of the Raso da Catarina ecoregion (Bahia, Brazil) using human feces and cattle dung as baits. A total of 4,068 individuals were collected, representing 31 species and 14 genera. Assemblages were dominated by paracoprids and small-bodied species, although some fragments were characterized by large-bodied taxa. Species richness varied between bait types, but abundance was consistently higher in cattle dung. NMDS ordinations revealed considerable dissimilarity among fragments, while bait type contributed to within-fragment variation. Despite some resource-specific occurrences, 77% of the species exploited both dung types, indicating high resource plasticity. Our findings refine baselines for Scarabaeinae in the Caatinga and highlight the ability of native assemblages to exploit livestock manure, a key resource in human-modified dry forests. This work also underscores the importance of forest fragments as reservoirs of dung beetle diversity in semi-arid landscapes.

Keywords: Scarabaeinae, Seasonally dry tropical forests, entomofauna, Biodiversity, Functional guilds.

Introduction

Seasonally dry tropical forests (SDTFs) remain among the least studied Neotropical biomes despite their extent and rapid transformation (Dirzo et al., 2011; Stan & Sanchez-Azofeifa, 2019; Lopez-Toledo et al., 2024). Among these, the Caatinga in northeastern Brazil is the largest continuous SDTF nucleus and an important endemism hotspot; yet it has been comparatively under-sampled and poorly protected compared with its area and biodiversity (Leal et al., 2005; Santos et al., 2011; de Albuquerque et al., 2012; Silva et al., 2017; Lessa et al., 2019). Knowledge gaps are especially acute for the entomofauna, with few baselines that integrate taxonomic diversity and their role in functioning ecosystems (de Albuquerque et al., 2012; Silva et al., 2017).

Dung beetles (Coleoptera: Scarabaeinae) are widely used as bioindicators of biodiversity (Halffter & Favila, 1993; Nichols & Gardner, 2011) because they couple community changes to key ecological processes that matter for both natural habitats and agroecosystems, like pastures, including dung removal, soil bioturbation, nutrient cycling, seed secondary dispersal, and mitigation of greenhouse gas emissions from cattle pats (Nichols et al., 2008; Slade et al., 2016; deCastro-Arrazola et al., 2023). Their functional roles are mediated by behavioral guilds and body size. Therefore, shifts in assemblage composition can scale up to altered ecosystem functioning (Milotić et al., 2017; Nervo et al., 2014). These properties make dung beetles an especially informative taxon for evaluating how pasture expansion and management intensity modify biodiversity and ecosystem services in the Neotropics (Arellano et al., 2023).

Dung beetles are long time evolutionary association with mammals' dung (Halffter & Matthews, 1966; Bogoni et al., 2019; Halffter & Favila, 2023), therefore they are specialized in a broad range of dung resources (Halffter & Matthews, 1966). As a result, preference in dung resources may arise from biological inventories from forested areas, because some species can deal better with herbivore dung than with carnivore or omnivore dung. Yet, in livestock-dominated Caatinga landscapes, comparisons still rarely evaluate resource filters alongside habitat type, which complicates the inference about how pasture conversion reshapes native dung beetle faunas. Addressing this gap is essential if we are to link observed taxonomic shifts to changes in function under real management regimes.

Available information on Scarabaeinae dung beetles in Caatinga is still incipient, with few published inventories that are geographically clustered and leave large portions of the region unsampled. Across Caatinga landscapes, native forest fragments are frequently used as emergency grazing areas during the dry season (Fortini et al., 2022), increasing the availability of cattle dung within native habitats and potentially reshaping resource regimes for dung beetles. Understanding how native dung beetles assemblages respond to cattle manure under these conditions is therefore essential. The aim of this study is to refine baselines for Caatinga fauna by describing assemblage composition and structure in forest fragments and evaluating their responses to contrasting dung resources.

Here we characterize the taxocenosis of Scarabaeinae across Caatinga forest fragments from the Raso da Catarina ecoregion, using a standardized sampling design that explicitly contrasts bait types commonly generally used in dung beetle diversity surveys. Specifically, we (i) describe alpha diversity (richness, number of individuals, evenness) and evaluate sampling coverage; (ii) quantify functional groups composition (paracoprids, telecoprids, endocoprids) and body-size classes (large and small); (iii) compare assemblage composition between fragments and between bait types; and (iv) identify indicator species associated with each bait type. This integrated approach allows us to distinguish habitat-driven differences among fragments from resource-driven differences attributable to bait use, thereby clarifying how each filter structures the assemblages.

Material and Methods

Our study was conducted in the northern region of the Bahia state, Brazil, within the municipalities of Jeremoabo, Antas, Paulo Afonso, and Sitio do Quinto. The fragments are within the Raso da Catarina ecoregion (Velloso et al., 2002). The region is in the Caatinga biome, a type of seasonal tropical dry forest, characterized by a hot and dry climate, it corresponds to *BSh* = Arid steppe hot from Köppen-Geiger (Beck et al., 2018), with average annual temperatures of 25 ºC and annual precipitation of 650 mm per year (Ab'Sáber, 1974; Velloso et al., 2002).

Dung beetle sampling

We sampled dung beetles from seven forest fragments of Caatinga from August to October 2023, a single field campaign per fragment (**Figure 1**). In each Caatinga fragment we

established two transects of 300 m with at least 150 m from each other and avoiding at least 200 m from the edge to avoid forest edge influence (**Figure 1**d). Along each transect, six 1 L pitfall (12 cm diameter and 13 cm deep) were installed buried flush with the ground separated 50 m apart filled with ca. 200 mL of a lethal solution (saline solution with detergent and water). Each transect of traps were baited with either human feces or a mixture of cattle dung and pig manure (proportion of 3:1, respectively). The pitfalls were covered with plastic protection to protect them from rain and drying out by exposure to the sun. The traps remained exposed for a total of 24 hours, and the collected insects were labeled, cleaned and preserved in containers with 70% alcohol. After screening in the laboratory, the specimens were dried. The beetles were identified to the lowest possible taxonomic level using taxonomic identification keys (Vaz-De-Mello et al., 2011) and verification with a taxonomist specialist in the group. The collected specimens were deposited in the following collections: Gregório Bondar entomological collection of the Cocoa Research Center (CEGB – CEPEC/CEPLAC), Ilhéus, Bahia; and Eurico Furtado Entomological Collection of UFMT, Cuiabá, Mato Grosso.

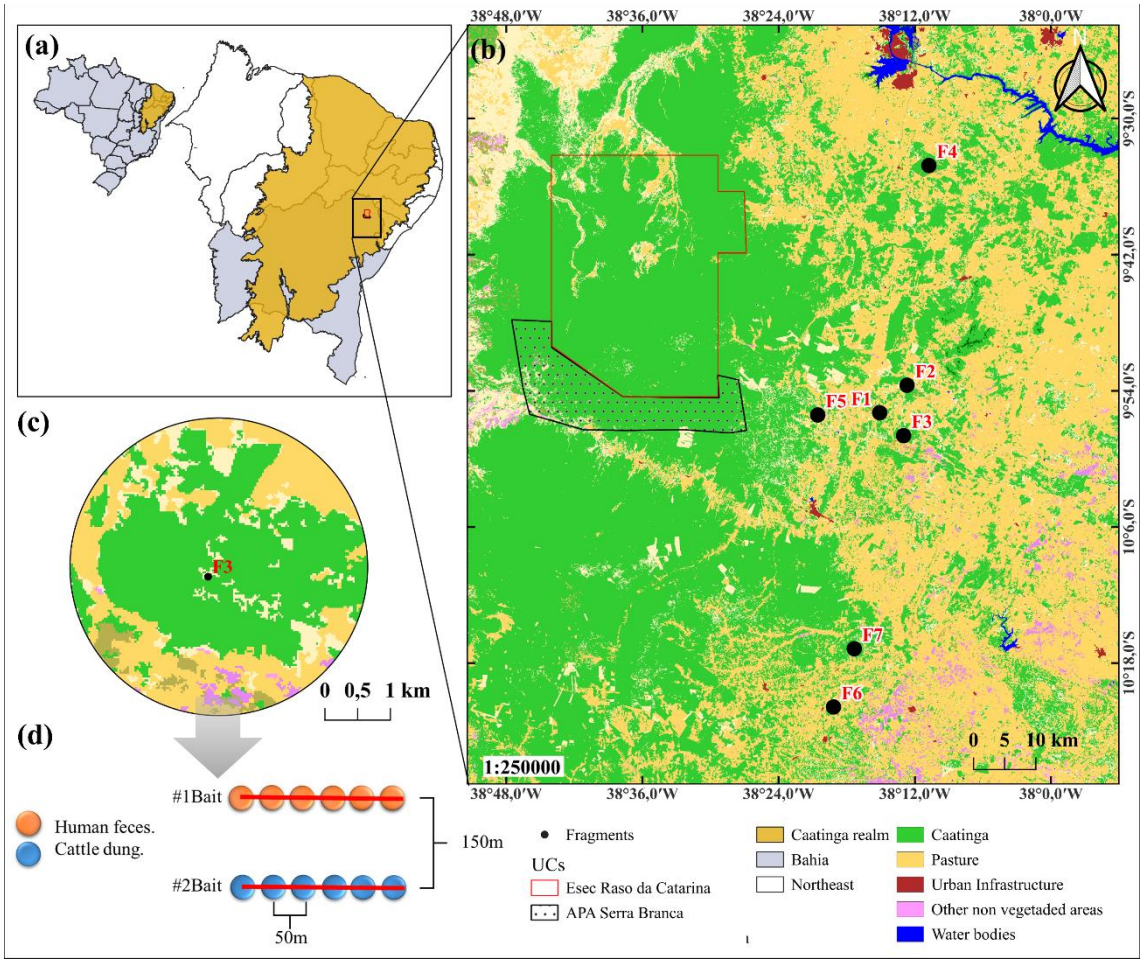

Figure 1. Map of sampling sites. (a) Brazil and northeast region in evidence. (b) sampling region. (c) forest fragment in 1km scale. (d) sampling design.

Species were classified by Food Relocation Behavior (hereafter as FRB) following the paracoprid, telecoprid, and endocoprid (Halffter & Edmonds, 1982; Tonelli, 2021; Maldaner et al., 2024). Body size was defined as follows: beetles ≥ 10 mm were classified as large, and those < 10 mm as small beetles (Cambefort & Hanski, 1991). Body sizes were based on measurement of specimens captured in this research. To do so, measurements of pronotum plus elytra length were taken to compose body length using an average of five individuals per species.

Data analysis

We computed diversity estimates and standard errors (SE) using iNEXT and we tested sampling effort using rarefaction curves with an extrapolation based on species richness and abundance of specimens collected (Hsieh et al., 2016). We drew rank-abundance curves for the evaluation of species dominance, rarity, and assemblage evenness among fragments and comparing baits. All analyses and plots were made using R software (R Core Team 2018).

Results

A total of 4,068 specimens of dung beetles (Scarabaeinae) were collected, representing 14 genera and 31 species (mean and standard deviation = 14.86 ± 5.98) (Table 7, **Figure 2**a). Sample coverage was reasonably accurate, as fragments were above 90% across baits (**Figure 2**b). Estimated species richness suggests that at least 38 species would be present, while a less conservative scenario would estimate 49 species (95% IC) (**Figure S8**). The genus *Canthidium* Erichson, 1847, was the most diverse, with six species, followed by *Dichotomius* Hope, 1838, with five species, and *Canthon* Hoffmannsegg, 1817, *Deltochilum* Eschscholtz, 1822, and *Ontherus* Erichson, 1847, each with three species. The most abundant species were *Genieridium margareteae* (Génier & Vaz-de-Mello, 2002) with 974 specimens, *Dichotomius irinus* (Harold, 1867) with 575 specimens, and *Ateuchus semicribratus* (Harold, 1868) with 522 specimens. The number of individuals varied across fragments and baits, averaging 581.14 ± 516.55 (mean and SD) (Table 7; **Figure 3**). Three species were singletons (Table 7).

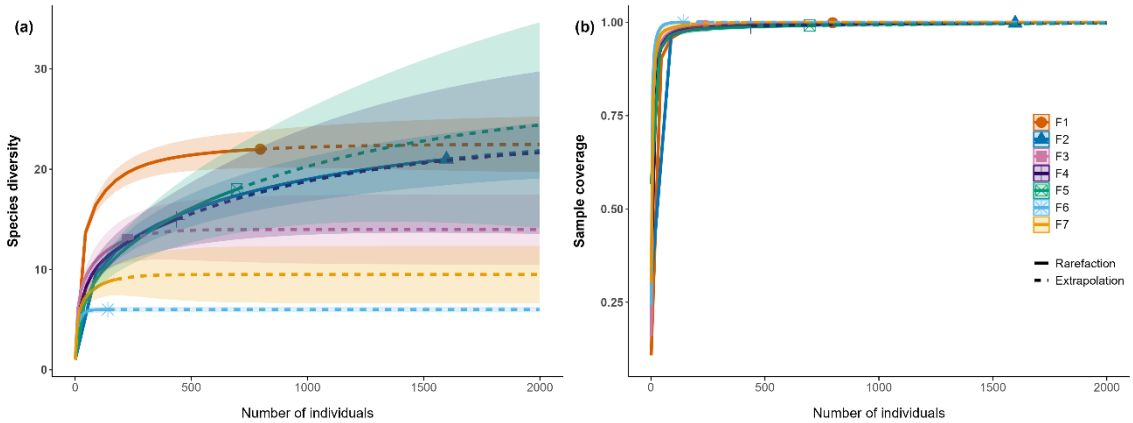

Figure 2. (a) Species richness curve of dung beetles (Scarabaeinae) observed (solid line) and extrapolated (dashed line) based on the number of individuals collected from forest fragments of Caatinga (i.e. seven fragments). Shaded projection corresponds to 95% IC. (b) sample coverage of our dung beetle assemblages from forest fragments of Caatinga. Endpoints or extrapolation defied by 2000.

Species richness sampled with human feces was not consistently higher than those sampled with cattle dung bait, as species of some fragments showed greater attraction to human feces while others to cattle dung (**Figure 3**a). In contrast, the number of individuals was consistently higher in fragments baited with cattle dung than with human feces (**Figure 3**b).

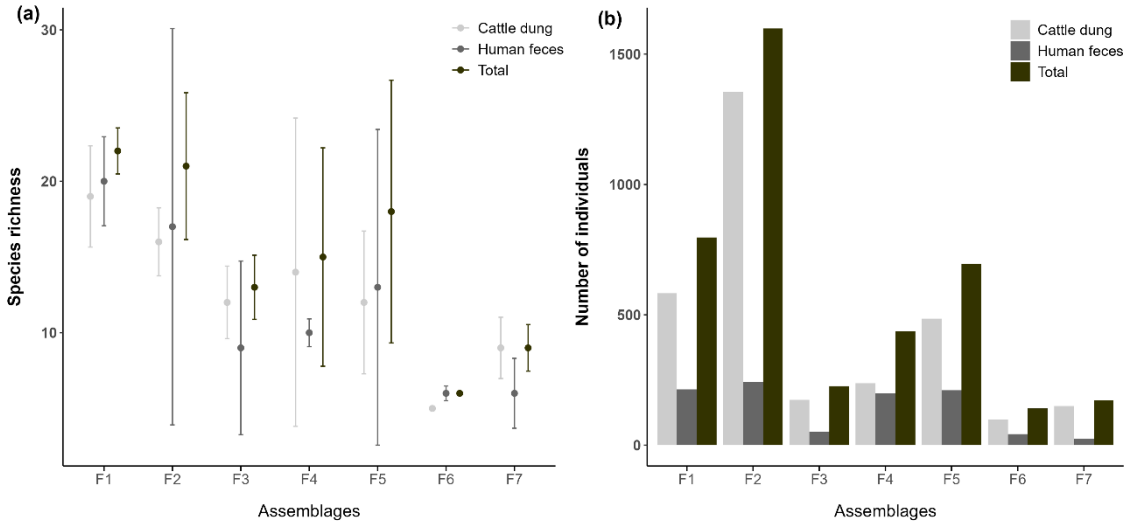

Figure 3. Species richness (a) and number of individuals (b) collected through seven Caatinga fragments sampled according to bait type.

Table 7. Dung beetle species recorded from seven Caatinga fragments in the Raso da Catarina ecoregion, northern of Bahia state, Brazil. Invasive alien species (§), new records (*), see methods cattle dung mixed with pig dung (3:1) (#). FRB = food relocation behavior, Par = paracoprid, Tel = telecoprid, End = endocoprid.

Species	FRB	Size	Human feces	Cattle dung#	Total
Ateuchus aff. ovalis	Par	Small	1	0	1
Ateuchus semicribratus (Harold, 1868)	Par	Small	27	495	522
Canthidium aff. manni	Par	Small	8	1	9
Canthidium sp. 1	Par	Small	13	7	20
Canthidium sp. 2	Par	Small	29	11	40
Canthidium sp. 3	Par	Small	17	6	23
Canthidium sp. 4	Par	Small	8	0	8
Canthidium sp. 5	Par	Small	0	1	1
Canthon aff. carbonarius	Tel	Small	10	7	17
Canthon sp. 1	Tel	Small	96	77	173
Canthon conformis Harold, 1869	Tel	Small	6	2	8
Deltochilum pseudoicarus Balthasar, 1939	Tel	Large	5	0	5
Deltochilum sp.1	Tel	Large	2	8	10
Deltochilum verruciferum Felsche, 1911	Tel	Large	139	125	264
Diabroctis mimas (Linnaeus, 1758)	Par	Large	0	1	1
Dichotomius bos (Blanchard, 1845)	Par	Large	0	5	5
Dichotomius geminatus (Arrow, 1913)	Par	Large	98	242	340
Dichotomius irinus (Harold, 1867)	Par	Large	135	440	575
Dichotomius nisus (Olivier, 1789)	Par	Large	81	173	254
Dichotomius puncticollis (Luederwaldt, 1935)	Par	Large	31	98	129
Digitonthophagus gazella (Fabricius, 1787)§	Par	Large	0	8	8
Genieridium margareteae (Génier & Vaz-de-Mello, 2002)	End	Small	86	888	974
Malagoniella astyanax (Olivier, 1789)	Tel	Large	14	13	27
Ontherus appendiculatus (Mannerheim, 1828)	Par	Small	1	6	7
Ontherus azteca Harold, 1869	Par	Large	8	26	34
Ontherus digitatus Harold, 1868	Par	Small	33	86	119
Onthophagus aff. ptox	Par	Small	2	49	51
Onthophagus hircus Billberg, 1815	Par	Small	23	136	159
Tetraechma liturata (Germar, 1813)	Tel	Small	4	4	8
Trichillum externepunctatum Preudhomme de Borre, 1880	End	Small	5	49	54
Uroxys bahianus Boucomont, 1928	Par	Small	102	120	222
Species richness	**—**	**—**	**27**	**28**	**31**
Number of individuals	**—**	**—**	**984**	**3084**	**4068**

The species *Ateuchus* aff. *ovalis*, *Canthidium* sp. 4, and *Deltochilum pseudoicarus* Balthasar, 1939, were restricted to human feces baits, while *Canthidium* sp. 5, *Diabroctis mimas* (Linnaeus, 1758), *Dichotomius bos* (Blanchard, 1845), and *Digitonthophagus gazella*

(Fabricius, 1787) were restricted to cattle dung. It is important to note that *D. gazella* is an invasive alien species. Finally, many species were capable of using both baits (**Figure 4**).

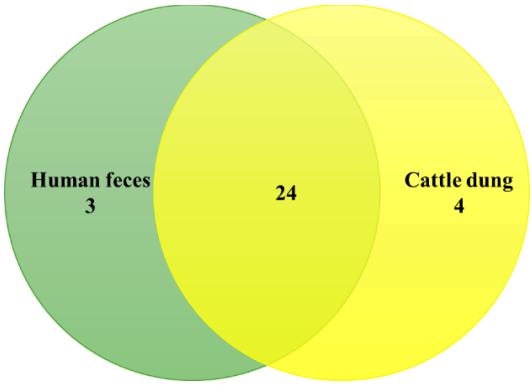

Figure 4. Veen diagram showing species shared and exclusive from each bait type.

The assemblages' evenness varied between baits as shown by the rank-abundance plot (**Figure 5**), while dung beetle assemblages associated with human feces were more even than those associated with cattle manure bait.

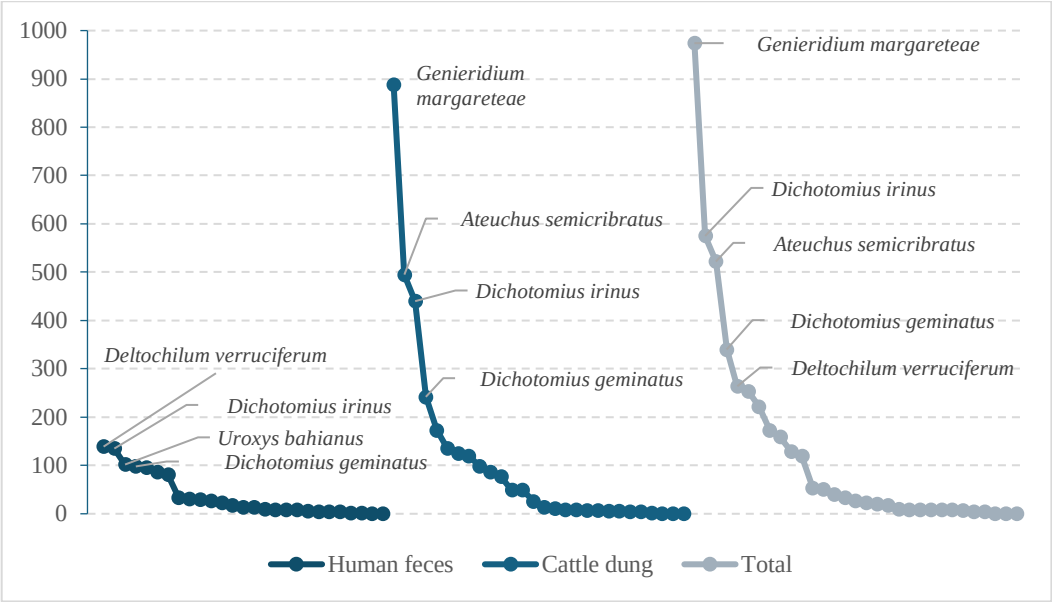

Figure 5. Rank-abundance curves showing species abundance distribution of dung beetles per bait type.

Non-metric multidimensional scaling (NMDS) ordinations showed that dung beetle assemblages responded both to bait type and to differences among fragments (**Figure 6**). In the Jaccard-based ordination across bait types (**Figure 6**a), assemblages that used cattle dung and human feces were partially differentiated within fragments, although considerable overlap was observed (stress = 0.11). When baits were combined (**Figure 6**b), assemblages separated clearly by fragment, indicating a considerable beta-diversity across sites (stress = 0.022). Ordinations based on the Bray–Curtis index revealed similar patterns, but with a stronger emphasis on species abundances. Across bait types (**Figure 6**c), pairs of points for each fragment tended to cluster, but differences between cattle dung and human feces remained evident in some cases (stress = 0.132). Finally, when both baits were combined (**Figure 6**d), fragments were distinctly separated, reinforcing the compositional and abundance differences among sites (stress = 0.025). Overall, these results demonstrate that bait type introduced within-fragment variation, while fragment identity remained the main driver of assemblage differentiation.

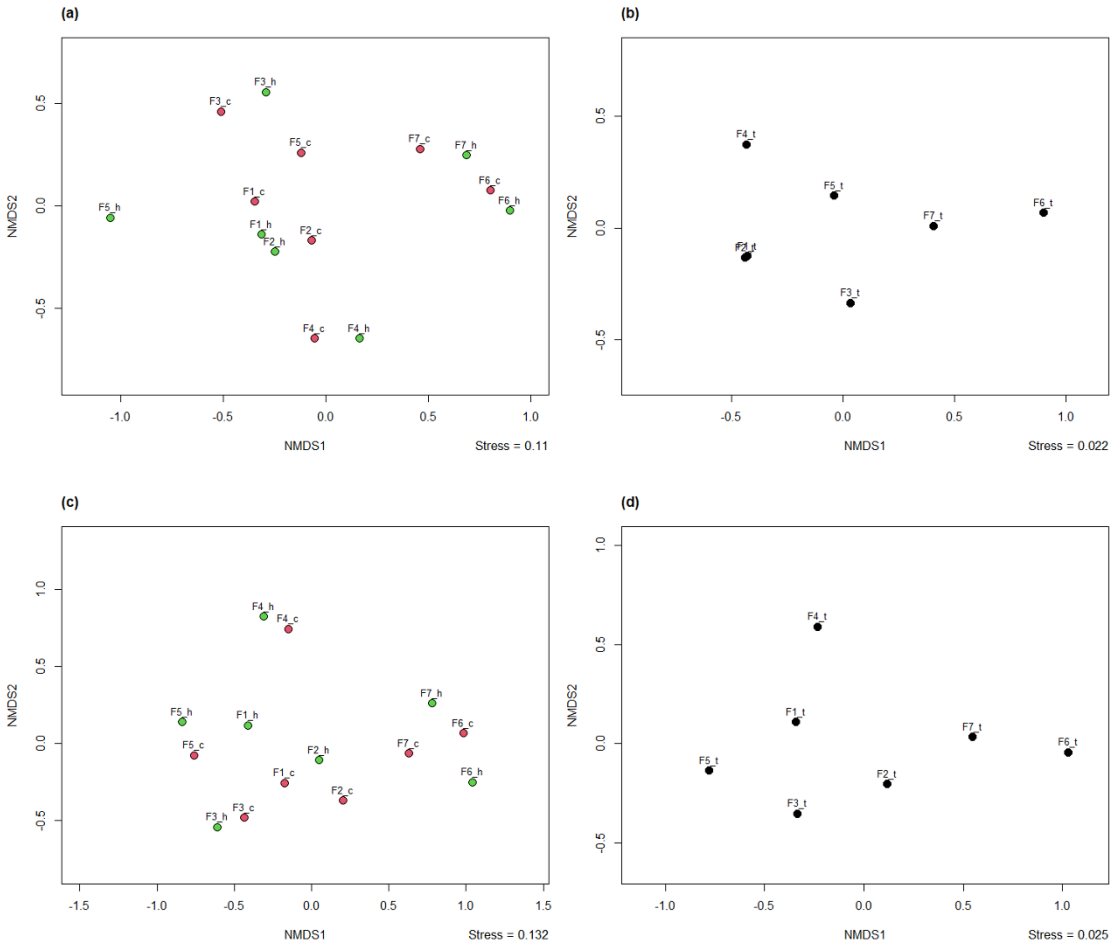

Figure 6. NMDS ordinations of dung beetle assemblages based on: (a) Jaccard index across bait types; (b) Jaccard index for the total assemblage; (c) Bray–Curtis index across bait types; (d) Bray–Curtis index combining both baits. Point colors: red = cattle dung, green = human feces.

The composition of species by functional group varied from forest fragment but assemblages are composed mostly by paracoprids (n = 21), followed by telecoprids (n = 8) and endocoprids (n = 2) (Figure 7a,c). Dung beetle body size analysis shows that assemblages are primarily composed of small species. However, some fragments included larger species (F6, F7, Figure 7b) and variations in abundance (F4 and F5, Figure 7d).

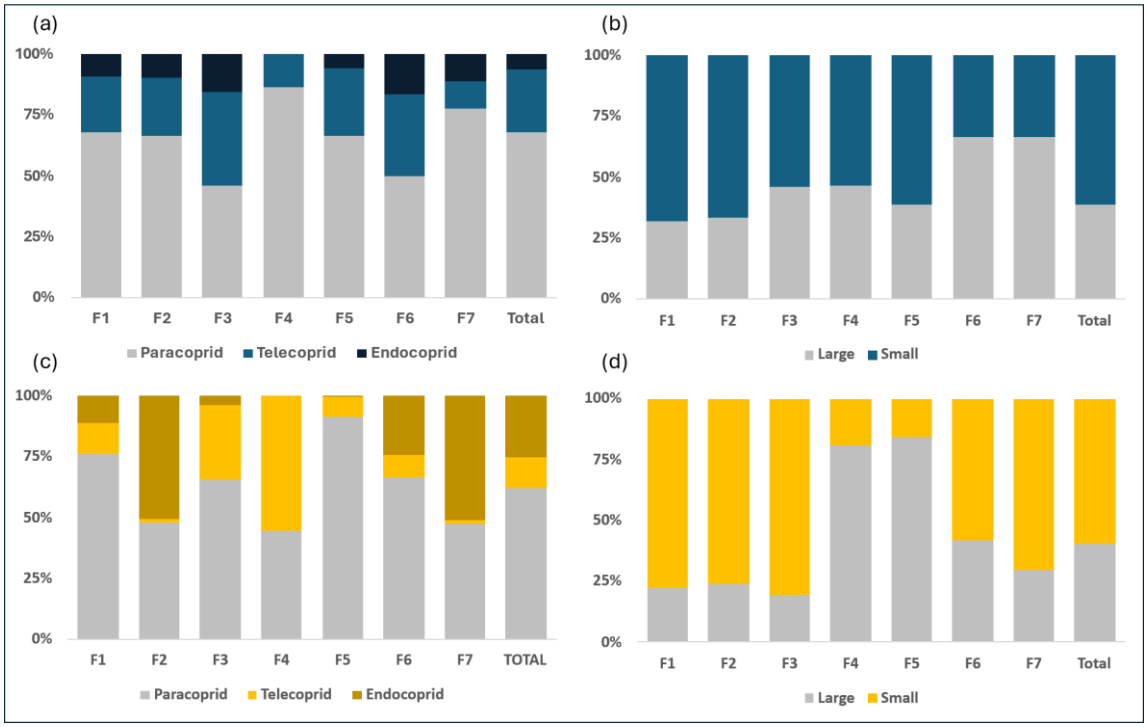

Figure 7. Proportional distribution of dung beetle species richness (a, b) and number of individuals (c, d) by functional group as food relocation behavior (a, c) and body size (b, d).

Ateuchus semicribratus (Harold, 1868) is a small paracoprid widely distributed in the region and was most abundant in cattle dung; it was also very abundant in the pastures of this region (see Chapter III). By contrast, its congener *Ateuchus* aff. *ovalis* was represented by a single individual captured in human-feces bait. *Canthidium* spp. were more abundant in traps baited with human feces than with cattle dung. Large telecoprids of the genus *Deltochilum* were generally versatile in their use of resources; however, *Deltochilum pseudoicarus* Balthasar, 1939, one of the largest species (19.55 mm) encountered in this region, was recorded only with human-feces bait and appeared to be largely restricted to native habitat, avoiding open areas. In contrast, *Deltochilum verruciferum* Felsche, 1911 behaved as a generalist, using both resources and habitats without much problem.

Dichotomius comprises paracoprids of particular relevance for pastures. *Dichotomius bos*, *Dichotomius geminatus* and *Dichotomius nisus* are frequently cited as important to the livestock industry (Maldaner et al., 2024). In our study, these species were more abundant in pitfall traps baited with cattle dung than with human feces. Notably, *Dichotomius bos* was recorded exclusively in cattle dung traps. In contrast, *Dichotomius irinus* and *Dichotomius puncticollis* were highly restricted to native Caatinga fragments. Regarding *D. irinus*, it is important to note that this species is the most abundant *Dichotomius* across our sampled fragments. In other words, is likely that the species replaces the role of *D. bos*, *D. nisus* and *D. geminatus* in this region with respect to the utilization of cattle manure in Caatinga fragments.

Ontherus Erichson, 1847 was represented by three species, most of which used cattle dung more frequently than human feces. Among them, *Ontherus appendiculatus* (Mannerheim, 1828) and *Ontherus digitatus* Harold, 1868, are commonly associated with pasturelands (Maldaner et al., 2024) and were also encountered in the pastures of Raso da Catarina.

Discussion

Our study contributes to the knowledge of the composition of native dung beetle assemblages from Caatinga fragments in the Raso da Catarina ecoregion. Furthermore, the results contribute to understanding how native assemblages can deal with cattle manure, as smallholders usually allow cattle herds in their fragments to graze, especially during the dry season. Previous studies on Caatinga are very sparse, with Bahia and Paraíba reporting much of the inventories we know for the biome (see **Table S1**). Generally, these inventories have used only human feces or occasionally carcasses as bait, but cattle manure is not commonly used. To our knowledge, our inventory represents the richest assemblage of dung beetle (Scarabaeinae) in Caatinga. Previous studies in Bahia showed 23 species in an ecotone in Feira de Santana (Lopes et al., 2006). Others have reported a mean of 17 species (n = 13, varying from 12 to 23 species; See **Table S1**). A rapid assessment of dung beetle fauna in the Raso da Catarina using carcasses as bait provided a total of 18 species (P.P. Lopes, personal communication).

Bait type influenced assemblage composition, but 77% of species exploited both resources, reflecting high trophic plasticity and the ability of native dung beetles to incorporate livestock manure. This flexibility is ecologically relevant, as free-ranging cattle often graze within Caatinga fragments (Fortini et al., 2022). Nevertheless, some species exhibited resource

specificity: *D. bos* was restricted to cattle dung, while *D. pseudoicarus* occurred only in human feces. Such preferences reveal that while many taxa adapt, others remain resource-limited, which may affect ecosystem functioning.

Digitonthophagus gazella is an introduced dung beetle deployed to support livestock production by enhancing dung removal and contributing to the suppression of horn flies and gastrointestinal parasites, as well as soil bioturbation. In Brazil, the species was introduced in 1989 by EMBRAPA (Nascimento et al., 1990) with the expectation of improving key ecosystem services in pasture systems. Although the species is present in the fragments, it is not capable of persist in there and records are dependent on proximity to cleared areas, trails rather than a direct capacity to colonize fragments of Caatinga. Additionally, it is very sensitive to the presence of native vegetative structure complexity in pastures as its abundance drops rapidly under native vegetation on pastures (Queiroz et al., 2023).

Fragment identity was the main driver of assemblage differentiation, as suggested by the NMDS results, but further research should explore in greater depth the landscape mechanisms underlying assemblage composition and the partitioning of diversity in SDTFs. Although not directly analyzed here, fragment identity may reflect the role of habitat heterogeneity and isolation in shaping dung beetle assemblages in our fragments of SDTFs, consistent with patterns from other tropical landscapes (Rivera et al., 2020; Storck-Tonon et al., 2020), including drylands (Estupiñan-Mojica et al., 2022), a matter that should be investigate. High dissimilarity across fragments indicates that conserving multiple sites is necessary to ensure the full regional pool is preserved. The prevalence of small-bodied paracoprids also suggests potential shifts in ecosystem service provision, as body size strongly influences dung removal efficiency (Nervo et al., 2014).

Although it is known that cattle grazing within native fragments can suppress, to some degree, ecological succession by reducing plant recruitment, an effect that intensifies in the dry season. Our results indicate that native dung beetle assemblages are capable of exploiting cattle manure, with multiple species from different sizes and FRB guilds using it as a resource. However, population dynamics and the capacity to process cattle manure are likely to vary across seasons, particularly during the dry season, which we did not sample and compare here. Future work should consider to explicitly quantify seasonal effects through wet–dry comparisons that couple local assemblage's metrics with ecosystem services (e.g., dung removal and soil excavation) to

determine the extent to which seasonality modulates beetle activity on cattle manure on both pasturelands and Caatinga fragments. Finally, because dung beetles can be sensitive to vegetation structure complexity, we encourage the comparison of different Caatingas (i.e., phytophisiognomies) across the region under different elevations exploring different use of baits, but assuring the use of cattle manure, as cattle grazing on fragments is a cultural practice and a type of regional cattle management.

Conclusions

Dung beetle assemblages in Caatinga fragments of Raso da Catarina ecoregion show high diversity, with most species able to exploit both native and cattle dung resources. Each sampled fragment tends to host more distinct assemblage, underscoring that in this region, conserving multiple forest patches may be the best to conserve a regional pool of species. By providing new baselines for the Scarabaeinae in the Caatinga, our study highlights the ecological importance of forest fragments and the need to integrate grazing management into conservation strategies.

Acknowledgements

C. Dos-Reis thanks CAPES (Coordination for the Improvement of Higher Education Personnel - Brazil - Funding Code 001) for his doctoral scholarship. This research was supported by a Rufford Small Grant (No. 36296-1). C. Dos Reis is indebted to João Pedro and “Seu” Neo for their invaluable help in the field, bravely facing thorns and the dense vegetation when others wouldn't do. Iasmim Queiroz is thanked for her valuable help in laboratory. Thanks are due to CEPEC-CEPLAC, Brazilian Ministry of Agriculture, and Instituto de Ecología, A. C. for laboratory support and infrastructure. J.H.C. Delabie acknowledges his CNPq research productivity fellowship.

Authors’ Contributions

C. Dos-Reis, J.H.C. Delabie, and F. Escobar conceived and designed the study. C. Dos-Reis collected and analyzed the data. C. Dos-Reis wrote the first draft of the manuscript, under the supervision of J.H.C. Delabie and F. Escobar. All authors reviewed and contributed substantially to the final version of the manuscript.

References

Ab'Saber, A. N. (1974). O domínio morfoclimático semi-árido das caatingas brasileiras. Geomorfologia, (43), 1-39.

Arellano, L., Noriega, J. A., Ortega-Martinez, I. J., Rivera, J. D., Correa, C. M., Gomez-Cifuentes, A., ... & Barragán, F. (2023). Dung beetles (Coleoptera: Scarabaeidae) in grazing lands of the Neotropics: a review of patterns and research trends of taxonomic and functional diversity, and functions. Frontiers in Ecology and Evolution, 11, 1084009. https://doi.org/10.3389/fevo.2023.1084009

Beck, H. E., McVicar, T. R., Vergopolan, N., Berg, A., Lutsko, N. J., Dufour, A., ... & Miralles, D. G. (2023). High–resolution (1 km) Köppen–Geiger maps for 1901–2099 based on constrained CMIP6 projections. Scientific data, 10(1), 724. https://doi.org/10.1038/s41597–023–02549–6

Bogoni, J. A., da Silva, P. G., & Peres, C. A. (2019). Co-declining mammal–dung beetle faunas throughout the Atlantic Forest biome of South America. Ecography, 42(11), 1803–1818.

Cambefort, Y., & Hanski, I. (1991). Dung beetle population biology. In I. Hanski & Y. Cambefort (Eds.), Dung beetle ecology (pp. 36–50). Princeton University Press.

de Albuquerque, U. P., de Lima Araujo, E., El-Deir, A. C. A., de Lima, A. L. A., Souto, A., Bezerra, B. M., ... & Severi, W. (2012). Caatinga revisited: ecology and conservation of an important seasonal dry forest. The Scientific World Journal, 2012(1), 205182. https://doi.org/10.1100/2012/205182

deCastro-Arrazola, I., Andrew, N. R., Berg, M. P., Curtsdotter, A., Lumaret, J. P., Menéndez, R., ... & Hortal, J. (2023). A trait-based framework for dung beetle functional ecology. Journal of Animal Ecology, 92(1), 44-65. https://doi.org/10.1111/1365-2656.13829

Dirzo, R., Young, H. S., Mooney, H. A., & Ceballos, G. (2011). Seasonally dry tropical forests: Ecology and conservation. Island Press.

Estupiñan-Mojica, A., Portela-Salomão, R., Liberal, C.N., Santos, B.A., Machado, C.C.C., de Araujo, H.F.P., Von Thaden, J., Alvarado, F. (2022). Landscape attributes shape dung beetle diversity at multiple spatial scales in agricultural drylands. Basic Appl Ecol 63, 139–151. https://doi.org/10.1016/j.baae.2022.06.002

Fortini, R. M., Santos, E. A. D., Sette, A. B. P., & Braga, M. J. (2022). Comunidades de fundo e fecho de pasto: um olhar para as comunidades do estado da Bahia. Viçosa, MG: IPPDS, UFV.

Halffter, G., & Edmonds, W. D. (1982). The nesting behavior of dung beetles (Scarabaeinae). An ecological and evolutive approach.

Halffter, G., & Favila, M. E. (2023). The relationships between dung beetles and monkeys in the Neotropical region. *Frontiers in Ecology and Evolution*, *11*, 1212879.

Halffter, G., & Matthews, E. G. (1966). The natural history of dung beetles of the subfamily Scarabaeinae (Coleoptera, Scarabaeidae).

Halffter, G., and Favila, M. E. (1993). The Scarabaeinae (Insecta: Coleoptera): an animal group for analysing, inventorying and monitoring biodiversity in tropical rainforest and modified landscapes. *Biol. Int.* 27, 15–23.

Hsieh, T. C., Ma, K., & Chao, A. (2016). iNEXT: an R package for rarefaction and extrapolation of species diversity (H ill numbers). Methods in ecology and evolution, 7(12), 1451-1456.

Leal, I. R., Silva, J. M. C., Tabarelli, M., & Lacher, T. E., Jr. (2005). Changing the course of biodiversity conservation in the Caatinga of northeastern Brazil. Conservation Biology, 19(3), 701–706. https://doi.org/10.1111/j.1523-1739.2005.00703.x

Lessa, T., Dos Santos, J. W., Correia, R. A., Ladle, R. J., & Malhado, A. C. (2019). Known unknowns: Filling the gaps in scientific knowledge production in the Caatinga. PLoS One, 14(7), e0219359.

Lopes, P. P., Louzada, J. N., & Vaz-de-Mello, F. Z. (2006). Organization of dung beetle communities (Coleoptera, Scarabaeidae) in areas of vegetation re-establishment in Feira de Santana, Bahia, Brazil. Sitientibus Série Ciências Biológicas, 6(4), 261-266. https://doi.org/10.13102/scb8190

Lopez-Toledo, L., Prieto-Torres, D. A., Barros, F. D. V., Ribeiro, N., & Pennington, R. T. (2024). Seasonally dry tropical forests: new insights for their knowledge and conservation. Frontiers in Forests and Global Change, 6, 1350375.

Maldaner, M. E., Costa-Silva, V. D., & Vaz-de-Mello, F. Z. (2024). Dung beetles in South American pasturelands. *Biota Neotropica*, *24*(1), e20231567.

Milotić, T., Quidé, S., Van Loo, T., & Hoffmann, M. (2017). Linking functional group richness and ecosystem functions of dung beetles: an experimental quantification. Oecologia, 183, 177-190. https://doi.org/10.1007/s00442-016-3756-5

Nascimento, Y. A., Bianchin, I., Honer, M. R. (1990). Instruções para a criação do besouro africano *Onthophagus gazella* em laboratório. Comunicado técnico, n. 33. Embrapa Campo Grande. pp.1-5

Nervo, B., Tocco, C., Caprio, E., Palestrini, C., & Rolando, A. (2014). The effects of body mass on dung removal efficiency in dung beetles. *PloS one*, *9*(9), e107699. https://doi.org/10.1371/journal.pone.0107699

Nichols, E. S., & Gardner, T. A. (2011). Dung beetles as a candidate study taxon in applied biodiversity conservation research. *Ecology and evolution of dung beetles*, *267*, 291.

Nichols, E., Spector, S., Louzada, J., Larsen, T., Amezquita, S., Favila, M. E., & Network, T. S. R. (2008). Ecological functions and ecosystem services provided by Scarabaeinae dung beetles. *Biological conservation*, *141*(6), 1461-1474.https://doi.org/10.1016/j.biocon.2008.04.011

Queiroz, I., Dos–Reis, C., & Delabie, J. H. C. (2023). Impacto da introdução do rola-bosta africano, *Digitonthophagus gazella* (Fabricius, 1787) (Coleoptera: Scarabaeidae: Scarabaeinae), em usos da terra na caatinga do nordeste da Bahia, Brasil. Agrotrópica 35(2,3): 169 – 172

R Core Team (2024). R: A Language and Environment for Statistical Computing. R Foundation for Statistical Computing, Vienna, Austria. <https://www.R–project.org/>.

Rivera, J. D., Gómez, B., Navarrete-Gutiérrez, D. A., Ruíz-Montoya, L., Delgado, L., & Favila, M. E. (2020). Mechanisms of diversity maintenance in dung beetle assemblages in a heterogeneous tropical landscape. PeerJ, 8, e9860. https://doi.org/10.7717/peerj.9860

Santos, J. C., Leal, I. R., Almeida-Cortez, J. S., Fernandes, G. W., & Tabarelli, M. (2011). Caatinga: the scientific negligence experienced by a dry tropical forest. *Tropical Conservation Science*, *4*(3), 276-286.

Silva, J. M. C. D., Barbosa, L. C. F., Leal, I. R., & Tabarelli, M. (2017). The Caatinga: understanding the challenges. In Caatinga: the largest tropical dry forest region in South America, 3-19. Springer International Publishing.

Slade, E. M., Riutta, T., Roslin, T., & Tuomisto, H. L. (2016). The role of dung beetles in reducing greenhouse gas emissions from cattle farming. Scientific reports, 6(1), 1–9. https://doi.org/10.1038/srep18140

Stan, K., & Sanchez-Azofeifa, A. (2019). Tropical dry forest diversity, climatic response, and resilience in a changing climate. Forests, 10(5), 443.

Stanbrook, R., & King, J. R. (2022). Dung beetle community composition affects dung turnover in subtropical US grasslands. *Ecology and Evolution*, *12*(2), e8660.

Storck-Tonon, D., da Silva, R. J., Sawaris, L., Vaz-de-Mello, F. Z., da Silva, D. J., & Peres, C. A. (2020). Habitat patch size and isolation drive the near-complete collapse of Amazonian dung beetle assemblages in a 30-year-old forest archipelago. Biodiversity and Conservation, 29(7), 2419-2438. https://doi.org/10.1007/s10531-020-01982-y

Tonelli, M., (2021). Some considerations on the terminology applied to dung beetle functional groups. Ecol Entomol. https://doi.org/10.1111/een.13017

Vaz de Mello, F. Z., Edmonds, W. D., Ocampo, F. C., & Schoolmeesters, P. (2011). A multilingual key to the genera and subgenera of the subfamily Scarabaeinae of the New World (Coleoptera: Scarabaeidae). https://doi.org/10.11646/zootaxa.2854.1.1

Velloso, A. L., Sampaio, E. V. S. B., & Pareyn, F. G. C. (2002). Ecorregiões propostas para o Bioma Caatinga. Associação Plantas do Nordeste – Instituto de Conservação Ambiental – The Nature Conservancy do Brasil. 1-76.

Supplementary material

Table S1. List of inventories and species richness reported from Caatinga.

Locality	Studies	Fieldwork	Richness	Reference
		Bahia		
Boqueirão da Onça	1	1	14	Barreto et al., 2019
Contendas do Sincorá	1	1	21	Vieira & Silva, 2012
	1			Vieira, Silva & Louzada, 2017
Feira de Santana	1	1	23	Lopes et al., 2006
Milagres	2	1	15	Medina & Lopes, 2014a,b
		Paraíba		
Cariri	1	1	19	Estupiñan-Mojica et al., 2022
Curimataú	1	1	20	Hernández, 2005
Santa Terezinha	1	1	17	Salomão & Iannuzzi, 2017
São José dos Cordeiros	1	1	20	Hernández, 2007
		Pernambuco		
Catimbau	1	1	13	Liberal, 2008
	1			Liberal, 2011
	1	1	15	Filgueiras et al., 2021
		Piauí		
Campo Maior	1	1	5*	Salomão et al., 2019
São Miguel do Fidalgo	1	1	15	Rocha et al., 2012
		Sergipe		
Grota do Angico	1	1	12	Santos-Junior, 2014
Total Geral	**17**	**13**	**—**	**—**
Mean			**17**	**—**
Min-Max			**12 - 23**	**—**

(*) Traps were damaged and species richness is not accurate.

Full references from Table S1:

Barretto, J., Salomão, R. P., & Iannuzzi, L. (2020). Diversity of dung beetles in three vegetation physiognomies of the Caatinga dry forest. International Journal of Tropical Insect Science, 40(2), 385-392.

Estupinan-Mojica, A., Portela-Salomao, R., Liberal, C. N., Santos, B. A., Machado, C. C., de Araujo, H. F., ... & Alvarado, F. (2022). Landscape attributes shape dung beetle diversity at multiple spatial scales in agricultural drylands. Basic and Applied Ecology, 63, 139-151.

Filgueiras, B. K., Peres, C. A., Iannuzzi, L., Tabarelli, M., & Leal, I. R. (2021). Recovery of dung beetle assemblages in regenerating Caatinga dry forests following slash-and-burn agriculture. Forest Ecology and Management, 496, 119423.

Hernández, M. I. M. (2007). Besouros escarabeíneos (Coleoptera: Scarabaeidae) da caatinga paraibana, Brasil. Oecologia brasiliensis, 11(3), 356-364.

Hernández, M. I. M. (2005). Artrópodes: Besouros Scarabaeidae (Coleoptera) da área do Curimataú, Paraíba. (pp. 369-380). In: F.S. de Araújo, M.J.N. Rodal & M.R.V. Barbosa (Orgs.),

Análise das Variações da Biodiversidade do Bioma Caatinga: Suporte a Estratégias Regionais de Conservação. Ministério do Meio Ambiente. ISBN 85-87166-76-X.

Liberal, C. N., de Farias, Â. M. I., Meiado, M. V., Filgueiras, B. K., & Iannuzzi, L. (2011). How habitat change and rainfall affect dung beetle diversity in Caatinga, a Brazilian semi-arid ecosystem. Journal of Insect Science, 11(1), 114.

Lopes, P. P., Louzada, J. N., & Vaz-de-Mello, F. Z. (2006). Organization of dung beetle communities (Coleoptera, Scarabaeidae) in areas of vegetation re-establishment in Feira de Santana, Bahia, Brazil. Sitientibus Série Ciências Biológicas, 6(4), 261-266. https://doi.org/10.13102/scb8190

Medina, A. M., & Lopes, P. P. (2014a). Seasonality in the dung beetle community in a Brazilian tropical dry forest: Do small changes make a difference?. Journal of Insect Science, 14(1), 123.

Medina, A. M., & Lopes, P. P. (2014b). Resource utilization and temporal segregation of Scarabaeinae (Coleoptera, Scarabaeidae) community in a Caatinga fragment. Neotropical entomology, 43(2), 127-133.

Rocha, R. V. S., Mota, J. G., Cordeiro, L. S., Jesus, J. S. R., Alves, A. F. F., & Junior, R. R. (2012). Levantamento de besouros rola-bosta em fragmento de Caatinga no estado do Piauí. [provável publicação em Jornada de Iniciação Cientifica]

Salomão, R. P., & Iannuzzi, L. (2017). How do regeneration stages of Caatinga forests influence the structure of dung beetle (Coleoptera: Scarabaeidae) assemblage?. The Coleopterists Bulletin, 71(3), 578-588.

Salomão, R. P., Gonçalves, L. K. S., de Morais, R. F., & Lima, L. R. C. (2019). Dung beetles (Coleoptera: Scarabaeinae) in a mosaic habitat at the ecotone between two savanna ecosystems in the Neotropical region. International Journal of Tropical Insect Science, 39(3), 249-256.

Vieira, L., & Silva, F. A. B. (2012). Dung beetles (Coleoptera: Scarabaeidae: Scarabaeinae) of the Floresta Nacional Contendas do Sincorá, Bahia, Brazil. Check List, 8(4), 733-739.

Vieira, L., Silva, F. A., & Louzada, J. (2017). Dung beetles in a Caatinga Natural Reserve: a threatened Brazilian dry-forest with high biological value. Iheringia. Série Zoologia, 107, e2017045.

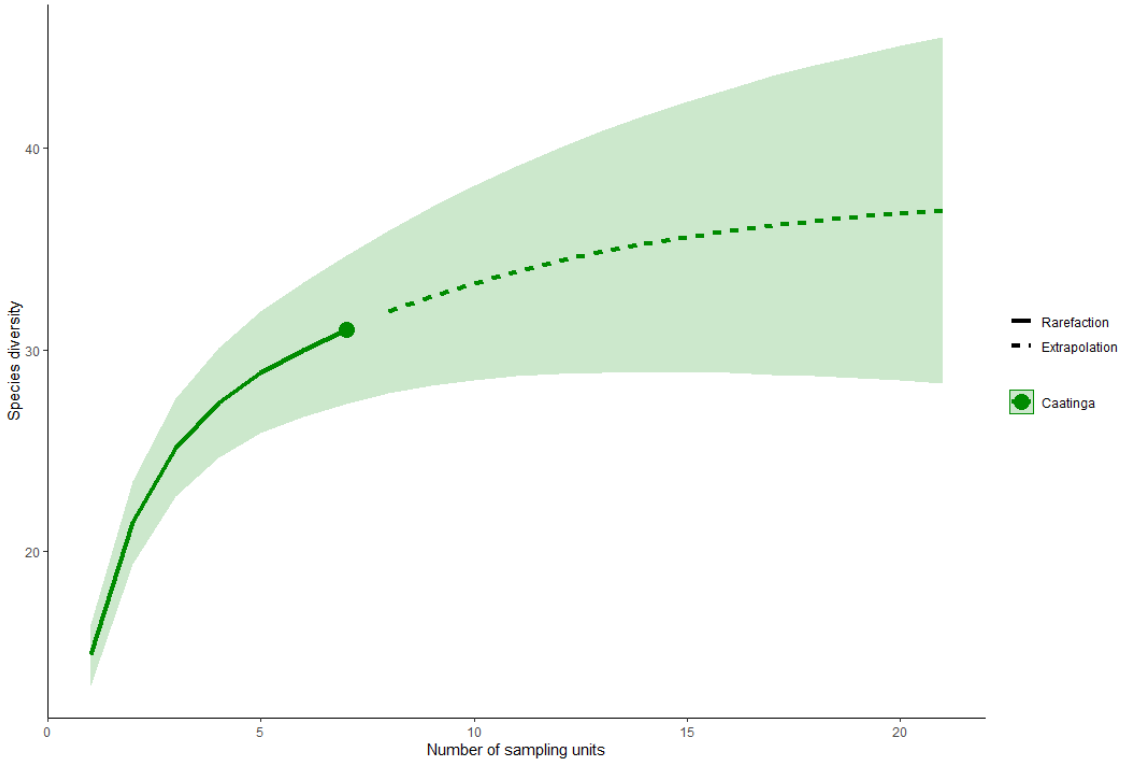

Figure S8. Species richness curve of dung beetles (Scarabaeinae) observed (solid line) and extrapolated (dashed line) based on the number of sampled forest fragments of Caatinga (i.e. seven fragments). Shaded projection corresponds to 95% IC.

CAPÍTULO III

LANDSCAPE CONTEXT IS BETTER PREDICTOR OF DUNG BEETLE DIVERSITY THAN LOCAL MANAGEMENT IN PASTURES OF SEMI-ARID BRAZIL

Landscape context is better predictor of dung beetle diversity than local management in pastures of semi-arid Brazil

Clemensou Dos-Reis [1,2]*, Federico Escobar [3], Jacques H. C. Delabie [1,2]

[1] Programa de Pós-graduação Ecologia e Conservação da Biodiversidade, Universidade Estadual de Santa Cruz, Rodovia Ilhéus-Itabuna, km 16 /Salobrinho, Ilhéus, Bahia, Brazil.

[2] Cocoa Research Center, CEPLAC, Rodovia Jorge Amado, Km 22, Itabuna, Bahia 45600-970, Brazil

[3] Red de Ecoetología, Instituto de Ecología, A. C., Carretera antigua a Coatepec 351, El Haya, C.P. 91056 Xalapa, Veracruz, México

Abstract

The expansion of Livestock is a major driver of land-use change in seasonally dry tropical forests (SDTFs), yet its impacts on insect biodiversity remain poorly understood. Dung beetles (Coleoptera: Scarabaeinae) are key providers of ecosystem services and sensitive bioindicators, making them ideal models to assess the effects of land use in semi-arid biomes. Here, we evaluated the relative importance of both landscape and local-scale predictors in shaping dung beetle assemblages in pastures within the Caatinga biome, Brazil's largest SDTF. We sampled 21 pastures during the rainy season and analyzed richness, abundance, diversity (Hill numbers), and functional group approach using multimodel inference. Sampling coverage exceeded 0.90 across all sites, ensuring robust comparisons. Our results show that landscape factors were stronger predictors than local management, with elevation exerting the most consistent positive effect, followed by edge density, which had a negative effect. Fragmentation per se (number of patches) was positively associated with assemblages, while forest cover showed a negative effect. At the local scale, ivermectin use reduced assemblages, whereas vegetation structure had modest positive effects. Dung beetle assemblages in pastures were dominated by small-bodied species, resulting in homogenized assemblages across sites. These findings suggest that in Caatinga pastures, the landscape scale features are more important in shaping assemblages from pasturelands in a dryland region and assemblages are dominated by small-bodied species structuring dung beetles during the rainy season. Our study highlights the need to incorporate both landscape planning and local management into conservation and livestock strategies to maintain biodiversity and ecosystem services in pasture from semi-arid regions of Brazil.

Keywords: Scarabaeinae, landscape ecology, diversity, seasonally tropical dry forests

Introduction

Humans have been profoundly altering ecosystems worldwide, particularly through deforestation driven by land-use change for livestock production in the Neotropics (Wassenaar et al., 2007; Aide et al., 2013). This process is expected to intensify in the coming decades, leading to biodiversity loss and ecosystem degradation, with direct consequences for the provision of ecosystem services (Dobson et al., 2006; Isbell et al., 2014). Simultaneously, scientists have highlighted the global decline of insects populations caused by anthropogenic pressures, like habitat loss, pesticide use, light pollution and climate change (Wagner et al., 2021). This scenario is particularly concerning for conservation aims because humans rely on a wide array of ecosystem services provided by biodiversity, and insects play a central role in maintaining these functions (Hill & Hamer, 2004; Elizalde et al., 2020).

Insects contribute to essential services that range from cultural and nutritional values to regulating and supporting processes of direct relevance to agriculture, such as pollination, natural pest control, and soil enhancement, among others (Losey & Vaughan, 2006; Nichols et al., 2008; Elizalde et al., 2020). Among them, dung beetles (Scarabaeidae) stand out as key providers of multiple ecological services, including nutrient cycling, soil aeration, pest suppression, and plant growth improving (Nichols et al., 2008; deCastro-Arrazola et al., 2023). Due to their taxonomic diversity, mammal dung dependence for feeding and reproduction, and high sensitivity to habitat disturbance via changes vegetation structure (Halffter & Matthews, 1966; Reis et al., 2023), microclimatic changes (Halffter & Matthews, 1966), gradients of elevation (Escobar et al., 2005, 2006, 2007), dung beetles are widely recognized as reliable bioindicators (Halffter & Favila, 1993; Nichols & Gardner, 2011). More importantly, they contribute directly to pasture sustainability by influencing cattle productivity and soil health. Despite advances in our understanding of dung beetle responses to anthropogenic pressures over the past decades (Nichols et al., 2007; Dos-Reis et al., Cap. II), important knowledge gaps remain. In particular, the responses of dung beetle assemblages to land-use change are still poorly understood in tropical arid and semi-arid biomes, where livestock production is rapidly expanding and ecosystem resilience to disturbance is comparatively low.

The Caatinga, a seasonally dry tropical forest (SDTF) covering most of Brazil's semi-arid region and constituting 11% of the Brazilian territory (Silva et al., 2017), is a unique and threatened biome characterized by high levels of endemism, pronounced climatic seasonality, and frequent drought events (Ferrer-Paris et al., 2019; Fernandes et al., 2020). Despite being

recognized as a biodiverse seasonally dry forest (Fernandes et al., 2020), the Caatinga has historically received less scientific attention compared to other Brazilian biomes such as the Amazon and Cerrado. Significant knowledge gaps persist, particularly given their high potential for new species discoveries (Santos et al., 2011; Lessa et al., 2019; Gomes-da-Silva et al., 2025), especially regarding insects (Santos et al., 2011). Human pressures, including overgrazing, deforestation, and increasing climatic extremes, have intensified over the last few decades in the region, further threatening its biodiversity and ecosystem functioning (Albuquerque et al., 2017; Silva et al., 2017; Araujo et al., 2023).

Studies on dung beetle ecology in the Caatinga have progressed in recent decades, addressing topics such as diversity across different physiognomies (Barreto et al., 2020), responses to land-use change and exotic species (Liberal et al., 2011; Queiroz et al., 2023), successional dynamics (Lopes et al., 2006; Salomão & Iannuzzi, 2017), and seasonality (Medina & Lopes, 2014). More recently, landscape attributes shaping dung beetle diversity have also been investigated (Estupiñan-Mojica et al., 2022). Although this latter study explicitly addressed landscape ecology, most research has focused primarily on native habitats (i.e., Caatinga forest fragments). Consequently, studies on dung beetle assemblages in pastures remain scarce, particularly when compared to research conducted in other Brazilian biomes (see Maldaner et al., 2024). This gap limits our ability to understand how landscape attributes and local management practices interact to shape dung beetle assemblages, and how livestock production influences insect diversity and associated ecosystem services in semi-arid systems.

Dung beetle assemblages in agricultural landscapes are shaped by multiple drivers acting at different spatial scales. At the **local scale**, management practices such as grazing intensity, pesticide use, manure availability, and vegetation structure can directly affect dung beetle diversity and abundance, disturbing the ecological services in which they participate (González-Gómez et al., 2023; Queiroz et al., 2023; Morales-Trejo et al., 2024). At the **landscape scale**, factors such as forest cover, fragmentation, matrix heterogeneity, edge density, and connectivity are also known to influence dung beetle assemblages, particularly through their effects on dispersal and resource availability (Escobar, 2004; Rivera et al., 2020; Souza et al., 2020). In agricultural landscapes, landscape metrics may outweigh local practices because of dispersal limitations and reduced habitat availability constrain community assembly (Tscharntke et al., 2012). In semi-arid regions like the Caatinga, where climatic harshness and resource scarcity already impose strong environmental filters, the balance between local and landscape drivers is especially uncertain. Although interest in the scale-dependency of dung beetle responses to land

use (González-Gómez et al., 2023), semi-arid pastures remain underrepresented in this debate (but see Barragán et al., 2014; in Mexico dry lands). Consequently, it is unclear whether local management or landscape-scale features exert stronger control over dung beetle assemblages in Caatinga pastures.

In this study, we provide, to our knowledge, the first assessment of dung beetle assemblages in Caatinga pastures, explicitly evaluating the effects of landscape attributes and local management practices. We examine the relative importance of local and landscape factors in shaping dung beetle assemblages in 21 pastures within the Caatinga biome. Specifically, we tested whether landscape-scale structure is a stronger predictor of dung beetle diversity and composition than local-scale management practices. We expected that: (i) species richness, abundance, and diversity within pastures would respond positively to native habitat amount, Caatinga patche numbers, and edges; (ii) elevation and annual precipitation (Bio12) would exert positive effects, whereas the mean diurnal range of temperature (Bio02) would have negative effects; (iii) at the local scale, vegetation structure, a proxy for vertical complexity, would help retain diversity in pastures, given the well-established positive relationship between dung beetles and vegetation heterogeneity (Halffter & Matthews, 1966; Reis et al., 2023), which has already been observed at a small scale in this region (Queiroz et al., 2023); (iv) pasture composition (clean versus mixed with native and exotic grasses and herbs) and the presence of shading trees would provide microclimatic buffering and favor persistence, and (v) agrochemical use, particularly ivermectin, would negatively affect dung beetles, as its detrimental impacts on beetle physiology, sensorial responses, and reproduction are well documented (Verdú et al., 2015). By addressing this question, we aim to fill an important knowledge gap in semi-arid systems, where livestock expansion poses growing threats to biodiversity. Beyond its theoretical contribution to the scale-dependency debate, our study has applied relevance: it can inform land-use planning and sustainable livestock management in the Caatinga, reconcile agricultural production with biodiversity conservation.

Material and Methods

Study area

We conducted this study in four municipalities in The Raso da Catarina ecoregion. This ecoregion is narrow and elongated in the N-S direction (**Figure 8**). Covering an area of 30,800 km², the region is a basin of very sandy, deep and infertile soils, with a very flat relief, but with canyons in the western part. The climate is semi-arid, quite hot and dry, with an average annual temperature of 24 ~ 27º C and precipitation of 650 mm/year (Ab'Sáber, 1974). The predominant type of vegetation is shrubby, very dense and less thorny than the Caatinga of crystalline soils (Velloso et al., 2002). The delimitation of the sample region was mainly based on - soil homogeneity; precipitation and vegetation- key conditions for the composition and abundance of dung beetle assemblies. However, other types of Caatinga phytophysiognomies can be found in the region. Therefore, vegetation comprised a Seasonally Dry Tropical Forest (Silva et al., 2017). The landscape is largely dichotomous, with land use dominated by pastures and forest cover. As a result of deforestation, suppression of vegetation through local management practices, and the long-term effects of intensive overgrazing, the region is also subject to desertification processes (Tomasella et al., 2018; Santos et al., 2022). This vulnerability is expected to worsen under climate change scenarios (Marengo et al., 2017).

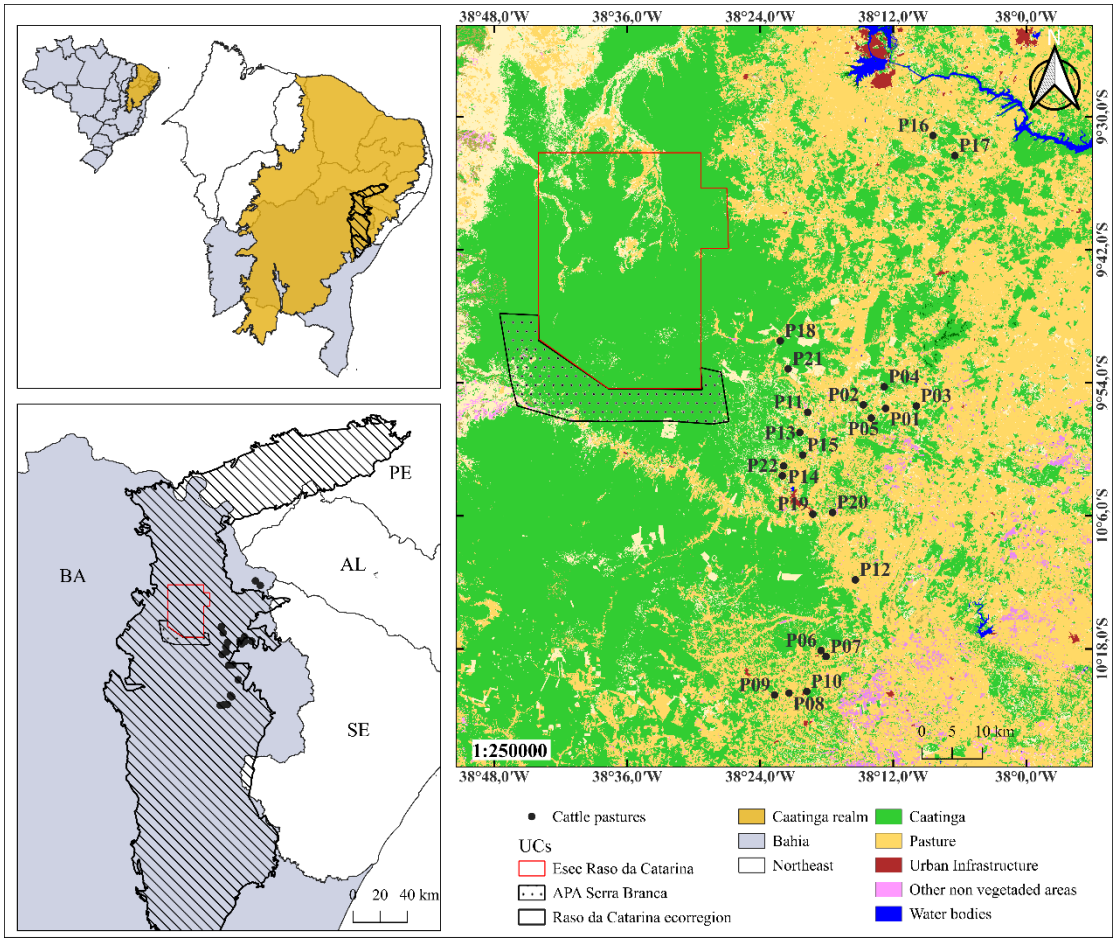

Figure 8. Map of the sampling areas. Land uses and ecoregion localization.

Dung beetle surveys

Sampling design

We sampled a total of 21 cattle ranches in the Raso da Catarina ecoregion. Sites were distant at least 2 Km apart from each other. The adopted distance was to ensure independence. In each pasture six 1 liter pitfall traps (12 cm diameter, 12.8 cm depth) buried flush with the ground, separated by 50 m, partially filled (ca. 200 ml) with a solution composed of water, salt, and detergent to prevent the beetles from escaping (Sánchez-de-Jesús et al., 2016). Each trap was baited with 0.5 Kg of a mixture of cattle and pig dung (3:1) for 24 hours. . The diet of bovine and pig that provided the manure was the same through the study in order to avoid difference in attraction effectiveness. The pitfalls were covered with plastic protection to protect from rain and drying out by exposure to the sun. The capture beetles were cleaned and preserved in recipients with 70 % alcohol. After screening in the laboratory and making the specimens in

dry way. Beetles were identified to the lowest possible taxonomic level using identification keys (Vaz-de-Mello et al., 2011; Tissiani et al., 2017) and consultation with Dr. Fernando Vaz de Melo specialist taxonomist in tropical dung beetles. The collected specimens were deposited in the collections Gregório Bondar entomological collection of the Cocoa Research Center (CEGB – CEPEC/CEPLAC), Ilhéus, Bahia and Eurico Furtado Entomological Collection of UFMT, Cuiabá, Mato Grosso.

Species were classified by Food Relocation Behavior (hereafter as FRB) following paracoprid, telecoprid, and endocoprid (Halffter & Edmonds, 1982; Maldaner et al., 2024; Tonelli, 2021). Body size was classified based on the length of beetle species, with species ≥ 10 mm categorized as large beetles and those < 10 mm categorized as small beetles (Cambefort & Hanski, 1991). Body sizes were based on measurement of specimens captured in this research. To do so, a measurement of pronotum plus elytra length was taken to compose body length using an average of five individuals per species.

To describe the landscapes, we use classified satellite imagery of 30 m resolution and at as a scale of 1:250,000. This imagery is sourced from the Landsat satellite, part of the MapBiomas collection (MapBiomas Project - Collection 8.0 of the Annual Series of Coverage and Land Use Maps of Brazil, accessed on 05/09/2024 via [http://www.mapbiomas.org]). We refined the mapping in certain study areas to more accurately represent land uses. During our field visit, we gathered GPS reference points and conducted interviews with landowners to aid in this refinement. Then, we used QGis (QGIS Development Team 2016) and R-gui to calculate landscape composition and configuration metrics. Subsequently, we calculated land use by applying different buffer scales to each landscape, ranging from 200 m to 1000 m radius in 200 m increments (see **Figure S9**). We consider the "Mosaic of Agriculture and Pasture" and "Pasture" categories of land use from MAPBIOMAS as pasture cover. This is because most landowners place cattle on corn plantations after harvest, and corn/pasture plantations are commonly found in this region. Both savanna and forest formations were considered as Caatinga vegetation in our landscape analysis.

Explanatory variables

Landscape composition and configuration

To calculate land-use cover, number of patches, and edge density, we used the R packages “landscapemetrics”, “sp”, and “raster” (Bivand et al., 2013; Hesselbarth et al., 2019; Hijmans, 2023). To elevation data we used elev() function from the “climenv” R package (Tsakalos et al., 2023) and values were extracted using the “terra” R package (Hijmans et al., 2024). We used data extracted from the WorldClim database which provides a 1 km^2 resolution and used the average year considering 1970–2000 for bioclimatic variables (see Fick and Hijmans, 2017). Correlation between explanatory variables were tested using the Pearson correlation test. We excluded mean annual temperature (Bio01) due to the high correlation with altitude (r = -0.90). Regarding the following variables elevation, Bio02 and Bio12 were calculated as mean within each scale. All variables were computed at each buffer scale (200, 400, 600, 800, and 1000 meters) using the central point as the reference location.

Local scale and cattle ranch management

To quantify local management at each ranch, we conducted a semi-structured questionnaire to gather information about practices for cattle and ranch management (Table SX). We interviewed owners or managers from each ranch to obtain information about: Herbicide use, Fertilize use, pesticide, vermicide, cattle density, cattle diet, and others. From these interviews, we derived the following explanatory variables: **Ivermectin (IV)**: indicates the usage of Ivermectin in the treatment or prevention of parasitic infections. **Pasture Composition (PC)**: categorizes pastures based on their vegetation characteristics. We define a "Clean" pasture as one that is predominantly composed of planted grasses, with minimal or no presence of native plants. In contrast, a "Mixed" pasture contains a diverse herbaceous stratum, featuring a combination of both planted grasses and native plant species. **Vegetation Structure index (VS):** indicates the number of vegetation strata present in the pasture, categorized as follows: S0: Indicates the absence of distinct strata, with vegetation primarily consisting of herbaceous plants provided by planted grasses. S1: Represents the presence of one stratum, which may include subshrubs, shrubs, or trees. S2: Denotes the presence of two distinct layers of vegetation. S3: Indicates the presence of three layers, including subshrubs, shrubs, and trees, reflecting a more complex vegetation structure. **Shading trees (ST)**: whether the pasture is shaded by native trees, providing a measure of the presence and influence of natural tree cover on the pasture environment.

Data analysis

We first estimated sample coverage for each ranch using the iNEXT package in R (Hsieh, Ma & Chao, 2016) to ensure that pastures were comparable based on observed diversity data. To determine the most appropriate spatial scale, we evaluated the scale of effect of landscape variables at five buffer radii (200, 400, 600, 800, and 1000 m). For this, we fitted generalized linear models with the 'Multifit' function (Huais, 2018), which automates the selection of the buffer that best explains each response variable (Martin & Fahrig, 2012; Fahrig, 2013). The best scale was selected based on AIC values.

Once the relevant scale was identified, we fitted generalized linear models (GLMs) to test the effects of landscape scale and local management on each response variable (Zuur et al., 2009). The diversity of species was analyzed using Hill numbers (^{q}D): species richness (^{0}D), Shannon diversity (^{1}D, Exponential of Shannon index), and Simpson diversity (^{2}D, Inverse of Simpson index) (see Jost 2006). Additionally, the following variables were evaluated: number of individuals and richness of paracoprid, telecoprid, and endocoprid beetles; and richness and number of individuals of large-bodied and small-bodied beetles.

Explanatory variables were checked for collinearity using Variance Inflation Factors (VIF < 5) with the "car" package (Fox & Weisberg, 2018) (see **Figure S11**). We transformed the following variables: elevation, number of patches, edge density, and Bio12 values into natural logarithm (log) to homogenize the spread of the data. GLMs were fitted following conventional family distributions for each type of data, applying *poisson*, or binomial negative when necessary to deal with high residual deviation (Zuur et al., 2009). To perform glm with binomial negative distribution, we used the "MASS" package (Venables & Ripley 2002). Model assumptions were validated using residual tests from DHARMa package (Hartig, 2024) and conventional validation through residual visualization (Zuur et al., 2009). A full list of response variables, explanatory variables, and error distributions is provided in Supplementary Table SX. Then, we performed Multimodel Inference (Burnham & Anderson, 2004) using the "dredge" function from the "MuMIn" package (Bartoń 2024) which compares all possible combinations of explanatory variables plus a null model for each response variable.

We used empirical cumulative distribution functions (ECDFs) to examine the distribution patterns of dung beetle richness and abundance across pastures, considering body size-based functional groups. This approach enabled a clear visualization and comparison of cumulative

frequencies between small- and large-bodied species, facilitating the interpretation of how richness and abundance varied across sites. We employed paired Wilcoxon signed-rank tests to assess differences, specifying the alternative hypothesis that small-bodied beetles exceed large-bodied beetles by setting the argument [alternative = "greater"]. All analyses were performed in R version 4.4.1 (R Core Team, 2024).

Results

A total of 26,152 dung beetles belonging to 30 species (15 genera) were collected from 21 pastures. Number of individuals per site varied from 305 to 3,343 (1,245.3 ± SD =880, whereas richness was from seven to 20 species (12.3 ± 3.61). The most abundant species were *Genieridium margareteae*, with 9,310 specimens (35.6 %), followed by the introduced *Digitonthophagus gazella* (19 %), and native species such as *Ateuchus semicribratus* (15 %), *Onthophagus* aff. *ptox* (10 %), and *Trichillum externepunctatum* (6 %) (**Table S4**). Together, these five species represented 67 % of the total individuals collected. Six species were identified as singletons: *Canthidium* sp. 1 and *Canthidium* sp. 5, *Canthon* sp.2 and *Canthon* sp.4, *Dichotomius puncticollis* and *Ontherus azteca* (see complete list in Supplementary material). Sample coverage across all sampled ranches was consistently high, exceeding 0.90 at every site, which indicates that our sampling effort was sufficient, and sites were comparable.

Landscape scale

Overall, the explanatory variables that best predicted changes in dung beetle diversity from pasture in the Caatinga were those associated with landscape scale. With models explaining from 14.37% to 46.76% (**Figure 10**). For species richness (**Figure 10a**), the models indicated that elevation is the most important predictor, with consistent positive effects, while temperature, edge density, and precipitation exerted negative effects. Together, these predictors accounted for 44.12% of the explained variation. In contrast, dung beetle abundance (**Figure 10b**) was negatively associated with forest cover and edge density, while elevation and the number of patches showed positive associations, explaining 44.57% of the variation. For Shannon diversity (^{1}D) (**Figure 10c**), edge density and forest cover emerged as the main positive predictors, explaining 14.37% of the variation. Simpson diversity (^{2}D) (**Figure 10d**) was positively influenced by the number of patches and negatively by forest cover, with models accounting for 15.64% of the variation.

All environmental variables, except for elevation and precipitation, significantly influenced total dung-beetle abundance; however, edge density and forest cover emerged as the most influential predictors (**Figure 10b**). Specifically, abundance increased with the number of habitat patches but declined as forest cover increased, indicating that fragmentation *per se* may have a positive impact on the abundance of dung beetles that inhabit pastures in the Caatinga.

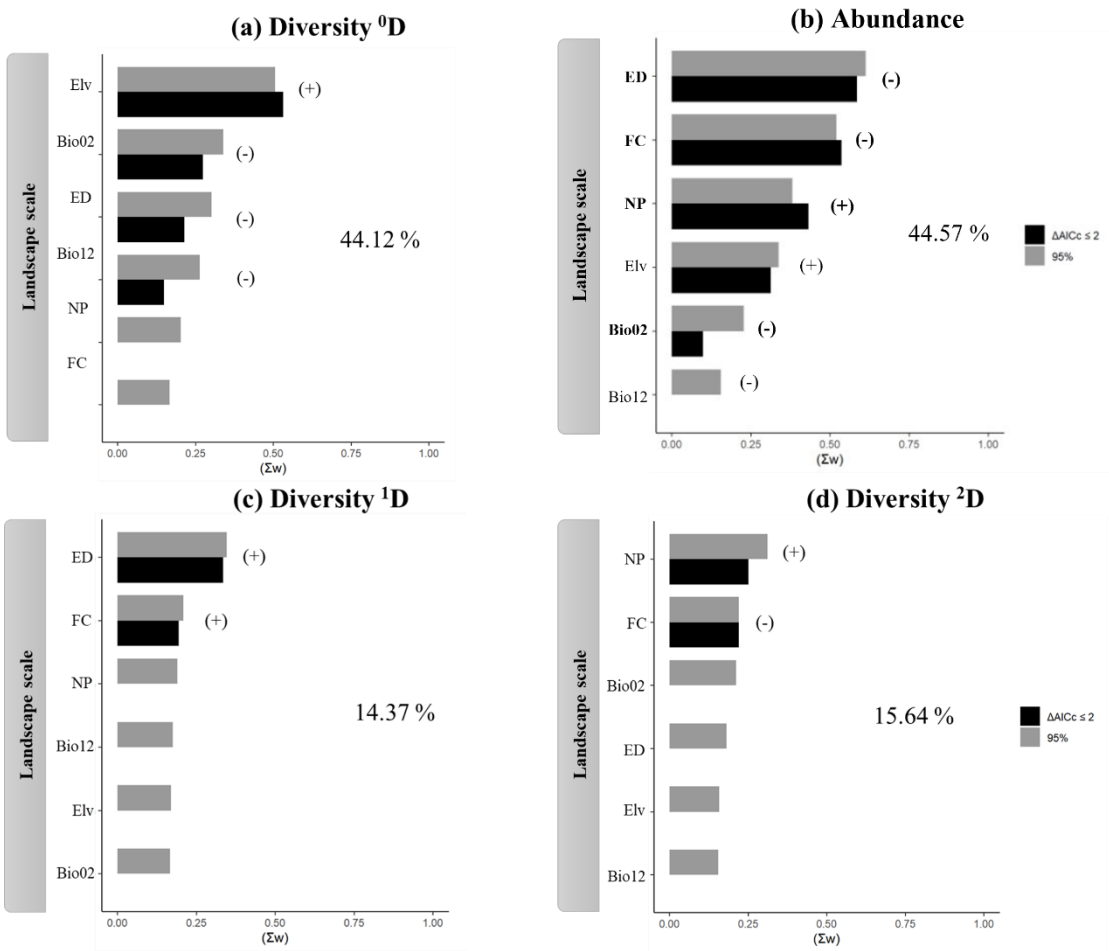

Figure 9. Landscape scale predictor variables included in the ΔAICc ≤ 2 set of models (black bars) and 95% set of models (gray bars) for species diversity (hill numbers 0, 1 and 2), and functional groups. The importance of each variable is shown by the sum of Akaike weights; parameters estimates (β) whether positive or negative is shown right after their respective variables' bars. Acronyms correspond to [FC] Forest cover, [ED] Edge density, [NP] Number of patches, [Elv] Elevation above the sea level, [Bio02] Mean Diurnal Range, [Bio12] Annual Precipitation. Bold values in variables and parameter estimates correspond to significant values p-value ≤ 0.05.

Regarding the best response variables from complete models with high explained deviance (%), we found that the number of patches positively affected endocoprid abundance (47%, **Figure 10**e). Interestingly, elevation showed different patterns of effect depending on the response variable, especially regarding functional groups. For instance, large beetle richness was positively affected (**Figure 10**f), while abundance was negatively affected by elevation (**Figure 10**g). Forest cover appeared more consistently as a negative driver across metrics, notably reducing telecoprid richness and abundance (**Figure 10**c-d). Precipitation also negatively influenced telecoprid species responses (**Figure 10**c-d), but positively for large beetles' abundance (**Figure 10**g). The number of patches showed functional importance, favoring small-bodied beetles and endocoprid abundances (**Figure 10**i and 3e). Meanwhile, edge density acted as a suppressive factor across multiple responses, particularly reducing endocoprid abundances (**Figure 10**e), and small-bodied beetle richness and abundance (**Figure 10**h-i).

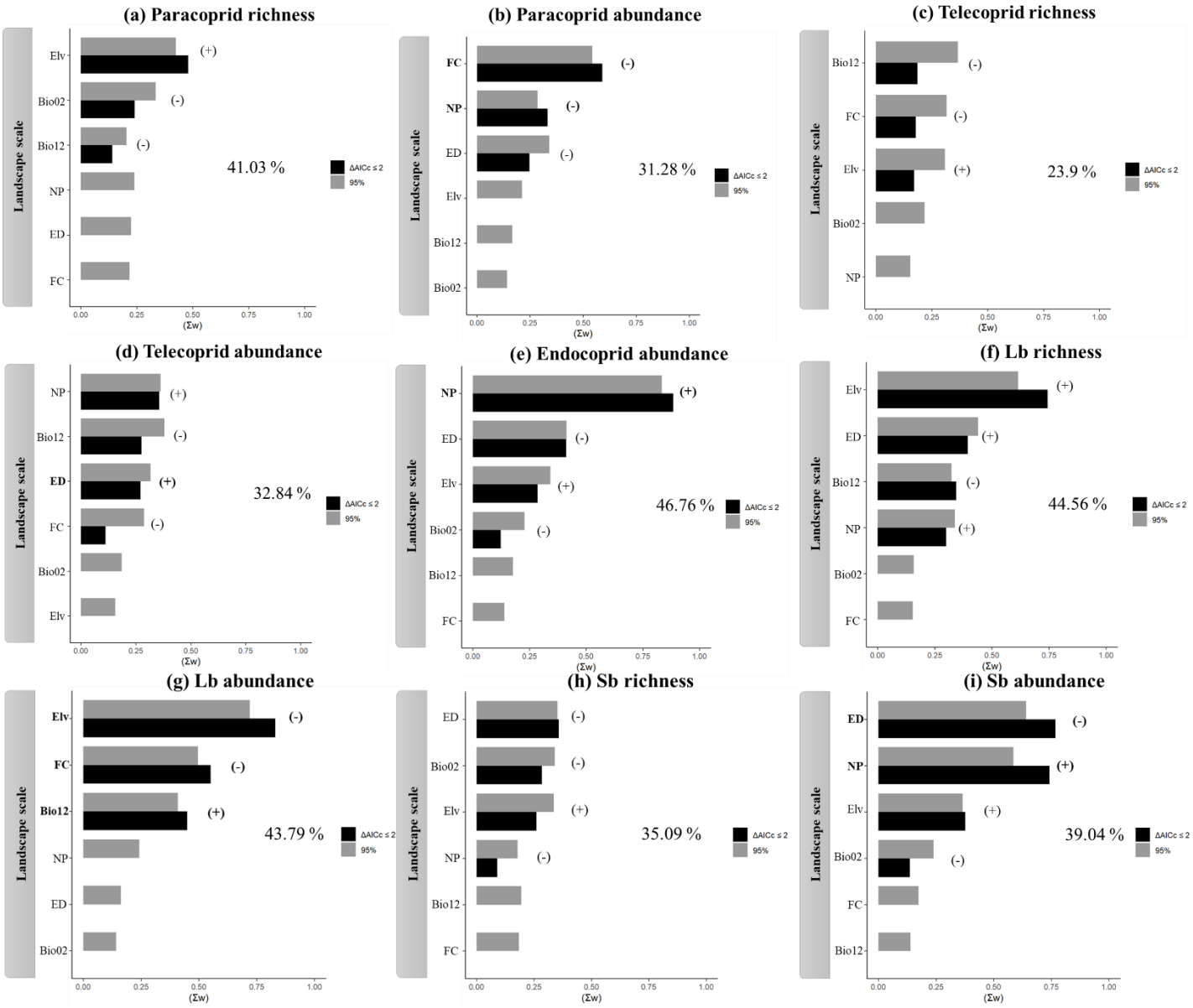

Figure 10. Landscape scale predictor variables included in the ΔAICc ≤ 2 set of models (black bars) and 95% set of models (gray bars) for species diversity (hill numbers 0, 1 and 2), and functional groups. The importance of each variable is shown by the sum of Akaike weights; parameters estimates (β) whether positive or negative is shown right after their respective variables' bars. Acronyms correspond to [FC] Forest cover, [ED] Edge density, [NP] Number of patches, [Elv] Elevation above the sea level, [Bio02] Mean Diurnal Range, [Bio12] Annual Precipitation. Bold values in variables and parameter estimates correspond to significant values p-value ≤ 0.05.

Local scale and ranch management

Local scale predictors accounted for a smaller but still significant portion of variation in dung beetle diversity, with models explaining between 3.01% and 43.47% of the variation (**Figure 4**

and **Figure 5**). Ivermectin emerged as one of the strongest local predictors, showing negative effects on various aspects of dung beetle assemblages, including, richness, Hill numbers and functional groups, although the explanation was relatively low. Species richness is positively affected by vegetation structure and pasture composition while shading trees and ivermectin exerts a negative effect (**Figure 4a).** The number of individuals was best explained by the null model, indicating that no tested predictors had a strong influence on this response variable. In contrast, Shannon diversity was strongly and negatively affected by ivermectin use, whereas pasture composition had a positive effect (**Figure 4b**). Simpson diversity exhibited a similar pattern, although the effects were weaker (**Figure 4c**).

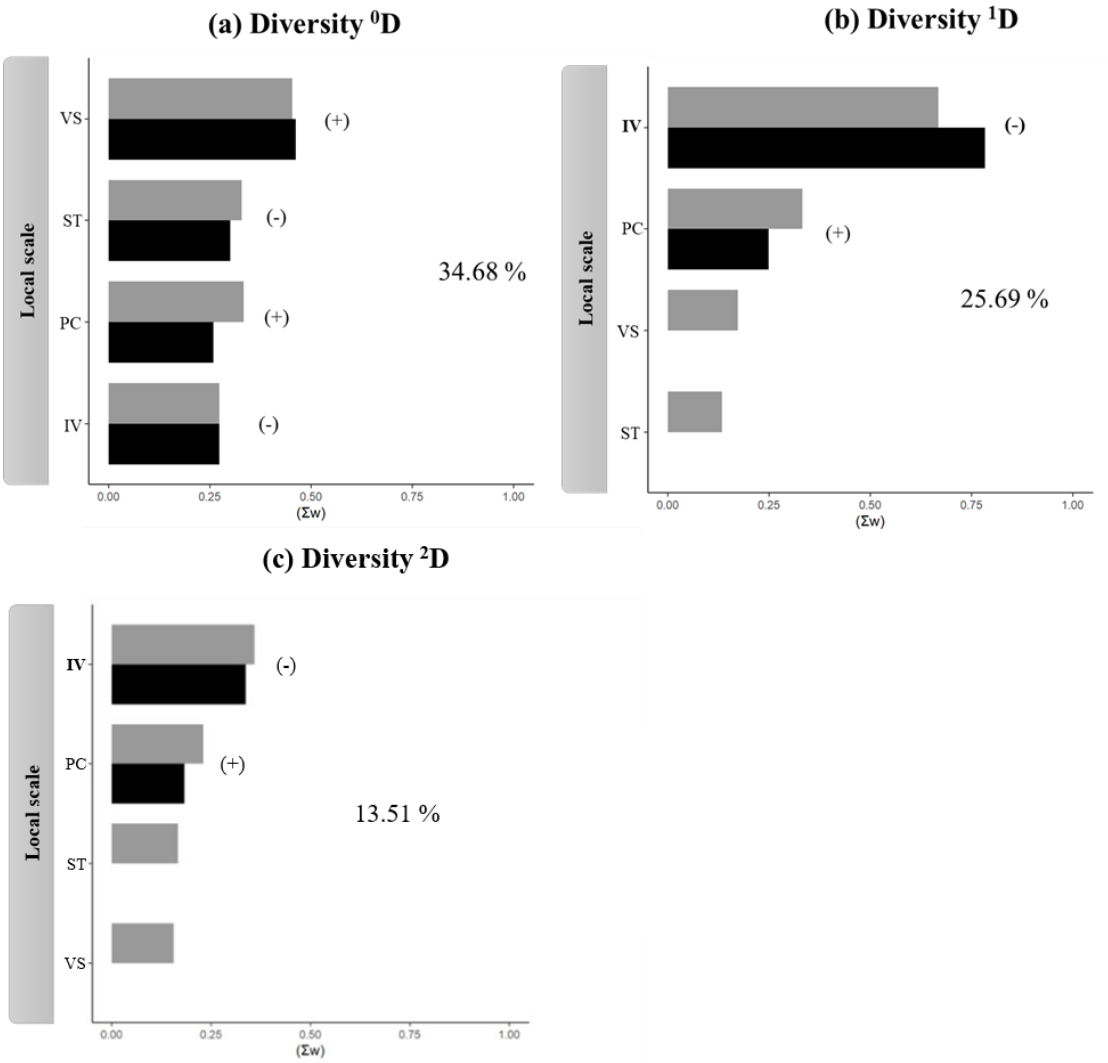

Figure 11. Local scale predictor variables included in the ΔAICc ≤ 2 set of models (black bars) and 95% set of models (gray bars) for species diversity (hill numbers 0, 1 and 2), and functional groups. The importance of each variable is shown by the sum of Akaike weights; parameters estimates (β) whether positive or negative is shown right after their respective variables' bars. Acronyms correspond to [VS] Vegetation structure, [ST] Shading trees, [PC] Pasture composition, [IV] Ivermectin. Bold values in

variables and parameter estimates correspond to significant values p-value ≤ 0.05. A model for number of individual was not shown because only the null model explained the variation.

While the number of common species was poorly explained by landscape-scale variables (**Figure 10**c), local scale management provided a better explanation (**Figure 11**b). Ivermectin usage exhibited consistent negative patterns across complete models and response variables (**Figure 11** and Figure 5). This impact was most evident in the reduction of overall species diversity (**Figure 11**a-c), and Paracoprid richness (**Figure 5a**). These findings indicate that while landscape-level factors are predominant, local management practices, particularly the use of agrichemicals, can influence and alter dung beetle populations.

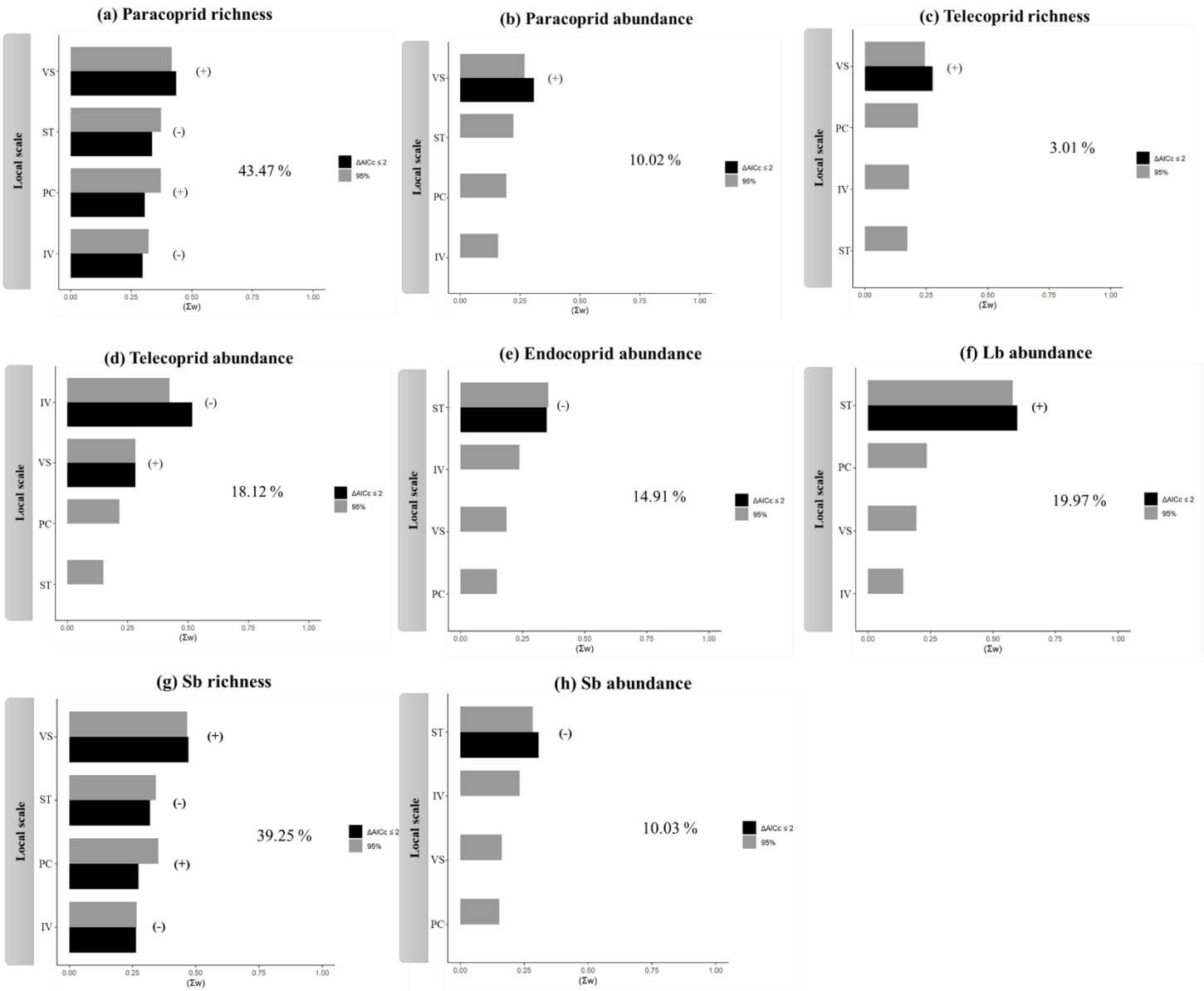

Figure 12. Local scale predictor variables included in the ΔAICc ≤ 2 set of models (black bars) and 95% set of models (gray bars) for species diversity (hill numbers 0, 1 and 2), and functional groups. The importance of each variable is shown by the sum of Akaike weights; parameters estimates (β) whether positive or negative is shown right after their respective variables' bars. Acronyms correspond to [VS] Vegetation structure, [ST] Shading trees, [PC] Pasture composition, [IV] Ivermectin. Bold values in variables and parameter estimates correspond to significant values p-value ≤ 0.05. A model for LB richness was not shown because only the null model explained the variation.

We found consistent evidence that small-bodied dung beetles dominate the assemblages across pastures by the total abundance per species. The empirical cumulative distribution functions (ECDFs) confirmed the patterns that both the richness and abundance of small-bodied species were higher throughout the sampled sites (**Figure 13** a-b). This pattern was statistically supported by Wilcoxon signed-rank tests: the richness of small-bodied species was significantly greater than that of large-bodied ones ($V = 188$, $p < 0.001$), and their abundance also significantly exceeded that of large species ($V = 175$, $p = 0.020$).

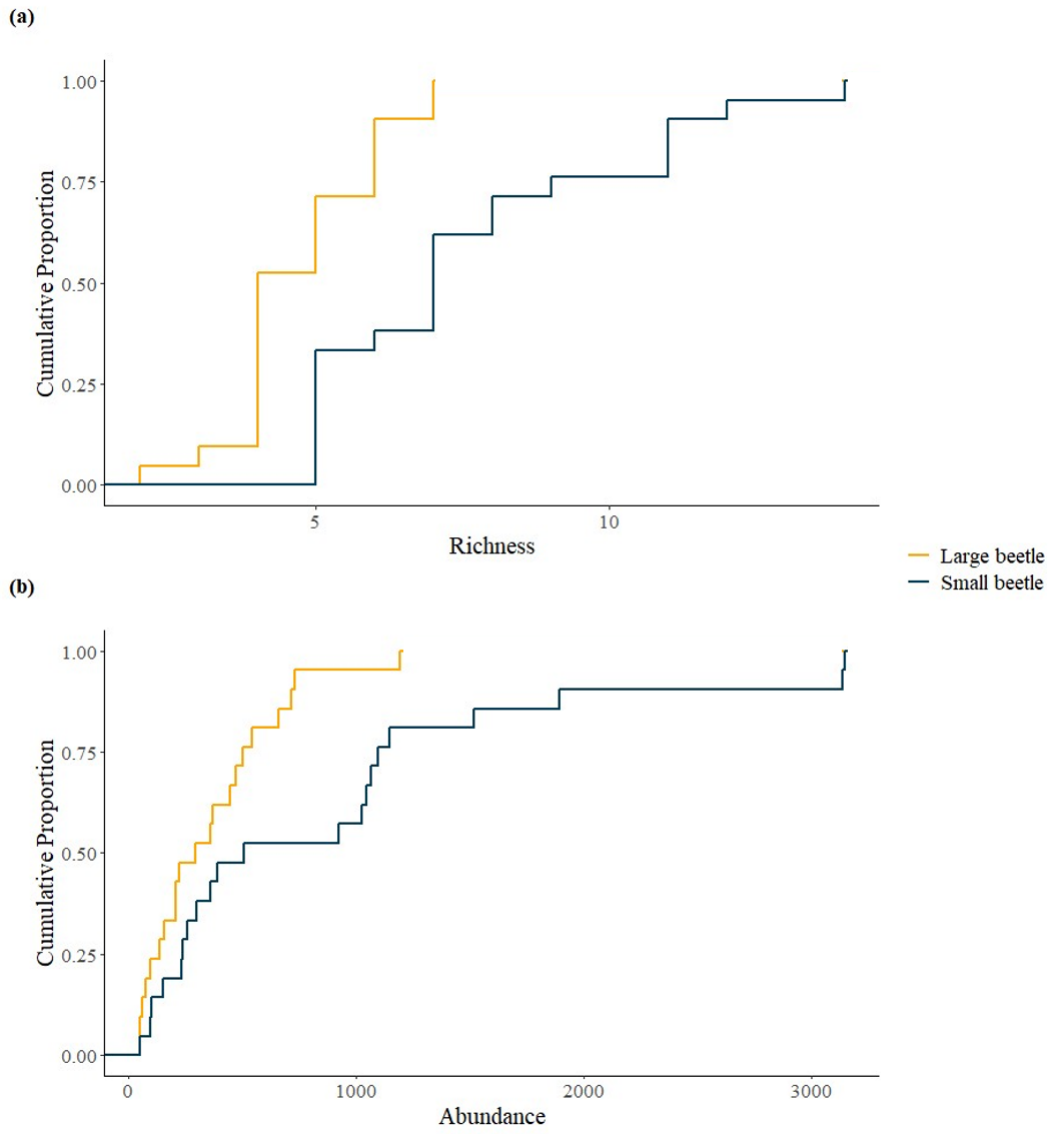

Figure 13. Empirical cumulative distribution function (ECDF) of dung beetle species richness (a) across 21 pasture sites, grouped by body size (small < 10mm vs. large > 10 mm). (b) ECDF of dung beetle abundance.

The percentage of small-bodied dung beetle species richness across the 21 pasture sites ranged from 45.5% at P06 to 73.3% at P05 (mean ± SD = 61.1% ± 7.2%; **Figure 14**a). Only one site (P06) showed a distinct dominance of large beetles, while the other 20 sites exceeded this threshold. Small beetle abundance exhibited even greater variability, two-thirds of the sites are dominated by small beetles in terms of abundance, ranging from 9.2 % at P12 to 98.5 % at P21 (mean ± SD = 60.9% ± 29.7%; **Figure 14**b). Moreover, in terms of the number of individuals, dominance reached values close to 100%. For example, in five pastures more than 90% of individuals were small-bodied species. Notably, most sites did not show parity in either abundance or richness, with the exception of P07 and P16. This underscores a consistent

asymmetry in body size structure across the grazing landscape, largely driven by the strong dominance of small-bodied beetles.

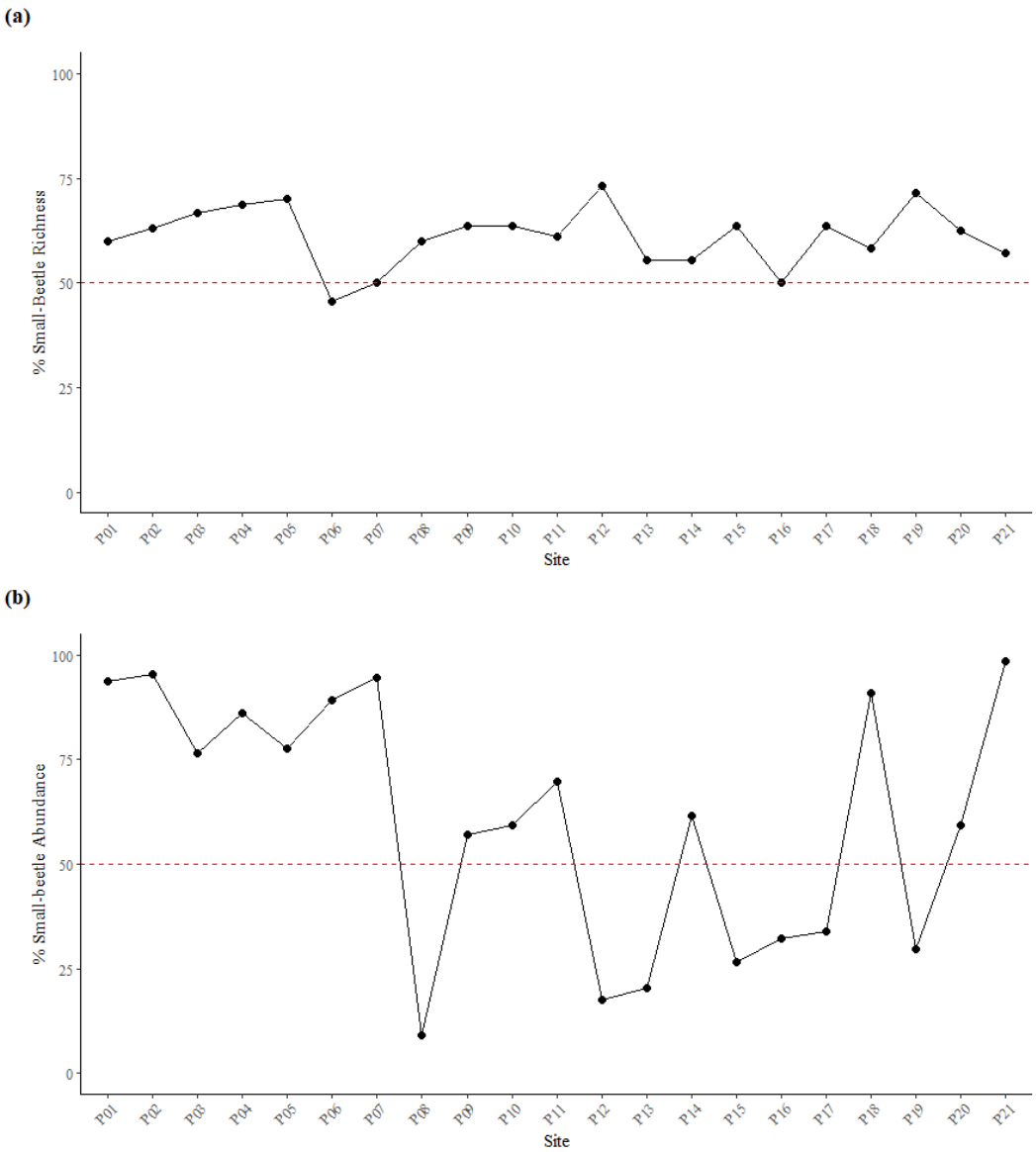

Figure 14. Dominance of small beetles across 21 pastures expressed as (a) percentage of total species richness and (b) percentage of total abundance. The red dashed line indicates the 50 % threshold. Values above this line highlight the dominance of small-bodied beetles, while values below indicate the dominance of large-bodied beetles.

Discussion

Our study provides the first evidence that dung beetle assemblages in Caatinga pastures are more strongly shaped by landscape-scale attributes than by local management factors. Among the predictors tested, forest cover and edge density had negative effects on assemblages, whereas the number of patches and elevation acted as positive predictors. At the local scale, ivermectin use consistently reduced diversity, while vegetation structure and pasture composition exerted positive influences and appeared in models that explained a substantial portion of the variation.

Landscape context importance

Contrary to our predictions, landscape attributes were not consistently strong positive predictors of dung beetle assemblages. Still, elevation and the number of patches showed positive effects across several response variables, while the temperature mean diurnal range (Bio02), forest cover, and edge density tended to have negative effects.

Although forest cover has often been identified as a key factor structuring dung beetle assemblages in tropical landscapes (Sánchez-de-Jesús et al., 2016), including SDTFs (Estupiñan-Mojica et al., 2022), our results suggest this effect may be more relevant to assemblages restricted to forest fragments. In pastures, dung beetle assemblages appear to benefit from open areas, indicating that matrix quality and resource continuity can outweigh the role of forest remnants in shaping community structure, at least during the rainy season. Even so, this does not imply that forest cover at the landscape scale is unnecessary or unimportant, as they likely function as spillover sources (Blitzer et al., 2012; Tscharntke et al., 2012), providing species that can recolonize pastures after disturbances such as slash-and-burn, pasture renewal, or drought events, all of which are common in the region.

Microclimatic factors are also expected to play a role in dung beetle ecology (Halffter & Matthews, 1966), although empirical evidence is mixed. Some studies have not detected strong responses to temperature or precipitation (Lobo et al., 1998; Calatayud et al., 2021), but future increases in temperature are predicted to alter dung beetle assemblages (Maldaner et al., 2021; Lobo et al., 2023). This is particularly relevant for the Caatinga, a venerable and threatened region which is projected to face significant climatic shifts (Marengo et al., 2017; Ferrer-Paris

et al., 2019). Such changes may have profound consequences for dung beetle persistence in pastures and, consequently, for the ecosystem services they provide (Maldaner et al., 2021).

Species in SDTFs may exhibit eurytopic behavior that enables them to exploit open and disturbed habitats with little difficulty, possibly due to greater tolerance to high temperatures (Giménez Gómez et al., 2025; Halffter & Matthews, 1966). In this context, the paradox postulated by Dr. Halffter (see more discussion regarding this on Chapter I; G. Halffter, personal communication), namely "why does the constant input of cattle manure available year-round not sustain native species richness and abundance in the same proportion?", may not fully apply to Neotropical SDTFs. The difference between the original habitat and pastures is not as pronounced as in tropical rainforests, particularly with regard to thermal conditions and vegetation structure. From an evolutionary perspective, these assemblages may be dominated by eurytopic species that are preadapted to cope with both open habitats and thermal variation (see Halffter & Matthews, 1966).

Moreover, the high availability of food resources in pastures (i.e., cattle manure) may contribute to the persistence of dung beetle species, at least those capable of using herbivore manure, and may contribute to the greater similarity between assemblages inhabiting pastures and forest fragments in SDTFs. This adaptability to manure resources is likely related to their close evolution with large mammals, many of which are now extinct. Despite these extinctions, extant dung beetle species and populations have demonstrated resilience and the capacity to exploit these resources effectively (Favila, 2012; Kohlmann et al., 2018). In fact, at some degree, the grazing my promote dung beetle diversity in xeric habitats (Verdú et a., 2007), and diversity can be even higher in grazing areas than in native vegetation from dry lands compared to tropical forest (Barragán et al., 2014).

Elevation has been reported as an important factor influencing dung beetle distributions in both tropical forests (Escobar et al., 2005) and seasonally dry tropical forests (SDTFs) (Domínguez et al., 2015), from natural habitat and pastures (Alvarado et al., 2020). This effect may be particularly relevant in dryland ecosystems, where higher-elevation sites likely provide more favorable microclimatic conditions, such as cooler temperatures and greater moisture retention, which can support dung beetle diversity and persistence. In our study region, we observed that pastures at higher elevations benefit from dawn dew, which helps maintain greener grass even during the early dry season, compared to lower-elevation pastures. Such local climatic phenomena represent an important mechanism for the persistence of organisms in SDTFs

(Reyes-García et al., 2012). In the Caatinga, higher elevations may provide critical microclimatic buffering, favoring herbaceous vegetation and, consequently, sustaining dung beetle assemblages during drought periods.

However, most studies on altitudinal effects in dung beetles have been conducted across wide elevation gradients, generally above 800 m (Escobar et al., 2005), with few including sites below 500 m. In SDTFs, available data come from higher ranges (1100–1700 m; Domínguez et al., 2015), which contrasts with the narrower gradient evaluated in our study (250–580 m).

Edge density had a negative effect on dung beetle assemblages. Because our focal habitat is pasture, this indicates that dung beetle abundance decreases as the interface between pasture and Caatinga habitat increases. In other words, a higher density of edges reflects greater presence of forest patches in large pastures, which seems to reduce the suitability of these open areas for dung beetles. This interpretation contrasts with the classic forest fragmentation framework, where edge proliferation is typically associated with negative effects on species in natural habitats (Fahrig, 2017; Fahrig et al., 2019). Here, the expected pattern is reversed: edge expansion reduces the continuity of open habitats and consequently lowers dung beetle abundance in pastures.

The importance of local management practices

Local management practices in ranches can strongly influence dung beetle assemblages and the ecosystem services they provide. For example, the duration of cattle ranching has been shown to negatively affect dung beetle diversity while increasing the relative abundance of exotic species in tropical dry forests of Mexico (Morales-Trejo et al., 2024). Another widespread practice in livestock management is the use of macrocyclic lactones, particularly ivermectin, to control helminth parasites and treat verminosis. In our study region, dosing practices often deviate from brand recommendations, as ranchers tend to rely on shared experiences rather than established protocols. Such practices not only reduce the efficiency of parasite control, resulting in economic losses, but also create unintended ecological consequences. Once administered, ivermectin is metabolized and excreted in manure, exposing dung beetles and other coprophagous organisms to its residues.

The detrimental effects of ivermectin on dung beetles have been well documented under both laboratory and field conditions (Villada-Bedoya et al., 2019). Reported impacts include reduced

lipid reserves and overall body fitness, which compromise reproductive success (Martínez et al., 2017), as well as impairments to foraging behavior, sensory perception, and locomotor performance even at low doses (Verdú et al., 2015). Moreover, these effects can be cumulative and transgenerational (Baena-Díaz et al., 2018). In agreement with these findings, our study revealed that ivermectin use in cattle herds had negative consequences for dung beetle assemblages, particularly by reducing the number of common species, paracoprid richness, and telecoprid abundance. Importantly, ivermectin may affect different life stages in distinct ways. While adult beetles are still attracted to manure, egg and larval stages experience increased mortality (Finch et al., 2020), ultimately leading to declines in adult populations (González-Tokman et al., 2017).

Vegetation structure and the presence of shading trees demonstrated moderate effects across different metrics, with vegetation structure being slightly more influential. When pasture composition was identified as an important variable for the metric, it showed a positive effect; however, it did not exhibit strong overall effects. This suggests that the broader landscape context may overshadow local vegetation differences. Interestingly, paracoprid richness was benefited by mixed pastures and vegetation structure. In fact, tree cover is known to be the most influential factor determining dung beetle composition in assemblages (Halffter & Matthews, 1966), especially in pastures (Arellano et al., 2008; Giraldo et al., 2011). However, we did not find relationships between shading trees and dung beetle diversity; this may be due to the dichotomous nature of the variable. Instead, a more refined approach to this variable, treating it as a continuous measure (e.g., tree density), could better reflect the trends associated with the presence of shading trees in pastures. For instance, silvopastoral systems can enhance the relative abundance of dung beetle species richness (Duque-Vélez et al., 2022). In accordance with this, the vegetation structure index (VS) revealed a consistent positive effect on dung beetle assemblages. In other words, the more complex the structure in the cattle pasture, such as the presence of subshrubs, shrubs or a tree layer instead of a clear and opened pasture, the greater the vegetative complexity and the more beneficial it is to dung beetle assemblages. Previous result as have shown this in which “dirty pasture” with the presence of subshrubs reduce the dominance of exotic dung beetle and enhance native species (Queiroz et al., 2023). These results align with the idea that live fences (Arellano et al., 2008) and silvopastoral systems (Arellano et al., 2013; Giraldo et al., 2011) are reliable strategies for maintaining high diversity of dung beetles and their ecosystem services in American pastures (see Chapter I).

Small-bodied dominance

Dung beetle assemblages from highly modified habitats, such as open pastures, can experience a hyper-abundance of a few small-bodied species (Nichols et al., 2007). In accordance with this, the most abundant species encountered was *G. margareteae* (length ± 4.55 mm). The distribution of *G. margareteae* in Caatinga pastures may represent a broad trend, similar to the pasture occupancy by *G. bidens* in the southern and central regions of Brazil (Maldaner et al., 2024). Therefore, hyper-abundance of *G. margareteae* might occur; however, this is not always the case. At least in our observations, we note that under high forest cover or under dominance of *D. gazella*, the abundance of *G. margareteae* tends to decrease drastically. The mechanisms behind the hyper-abundance of small-bodied species on pastures were not investigated or discussed by Nichols et al. (2007). However, we believe that, at least in our case, the dominance of small-bodied beetles could be attributed to two possibilities: (i) the effect of the introduced species *D. gazella* on native species populations, particularly through resource competition with larger beetles (e.g., *Dichotomius bos* and *D. nisus*) (see Filho et al., 2018; see Chapter IV); and (ii) the impact of long-term management practices on native dung beetle populations, for instance, long-term grazing in pastures reduce dung beetle diversity and increases dominance of exotic species (Morales-Trejo et al., 2024); (iii) thermal constraints associated with the seasonal harshness of Caatinga environments could favor assemblages dominated by small-bodied species, which are often more tolerant of temperature extremes. This last hypothesis warrants further testing across a broader pool of Caatinga species. It is important to note that the dominance of small-bodied species is likely linked to interspecific competition, functional group strategies, and nesting behavior (Halffter & Edmonds, 1982; Hanski & Cambefort, 1991). For instance, small species may outcompete larger ones due to their higher fecundity, faster development, and lower resource requirements. In contrast, large-bodied species, although often considered as superior competitors, depend on greater resource availability, exhibit lower reproductive rates, and have longer developmental periods (Hanski & Cambefort, 1991; Huerta et al., 2023).

These results indicate that small-bodied species not only contribute more to the taxonomic diversity of dung beetle communities in Caatinga pastures, but also numerically dominate them. The patterns across the sites can be visualized in **Figure 14**. This trend may reflect a greater tolerance or adaptability of smaller species to the ecological conditions of open and fragmented pasture landscapes.

Limitations and remaining knowledge gaps

Why did we fail to detect clear shifts explaining dung beetle assemblages in pastures within SDTFs? A likely explanation is that sampling during the rainy season (a relatively short window of time), combined with other factors such as the hyper-abundance of exotic species (i.e., *Digitonthophagus gazella*, see chapter IV) and soil characteristics, may have obscured underlying patterns. Under favorable conditions (i.e., rainy season with abundant cattle manure), species may move easily between forest fragments and pastures because climatic constraints are minimized. As result of this, there is a core of species, almost half of total pool, approximately 14 species that can be found possibility throughout any pasture sampled in such region (see **Figure S12** and S5). This makes it more difficult to detect effect of landscapes or local scale descriptors on dung beetle assemblages from SDTFs, as such a number of species have effect on most of assemblage descriptor variables measured here. In contrast, different patterns may emerge during the dry season or under drought conditions, when pastures are exposed to high temperatures and drastic reductions in vegetation biomass and soil cover. In such scenarios, forest fragments may function as refuges, since their vegetation structure provides shade and microclimatic buffering, creating less harsh environments that can sustain dung beetle persistence during unfavorable periods and provide alternative food resources during unfavorable periods (Salomão et al., 2018; Fuentes-Jacques et al., 2023).

Herein, we highlight important advances in the understanding of the ecology of dung beetles in the Caatinga. Notably, this is the first assessment of dung beetle assemblages from pasturelands in the Caatinga. Our study contributes to a broader understanding of the drivers of dung beetle diversity in tropical agricultural landscapes, particularly in SDTF regions. We emphasize the following key findings: (i) landscape-scale predictors are more effective than local management factors, showing a stronger impact on dung beetle assemblages; (ii) elevation was the best predictor, positively affecting dung beetle assemblages, followed by edge density, which revealed a more consistent negative effect; (iii) fragmentation *per se* may be beneficial to dung beetle assemblages in pastures of the Caatinga; (iv) although landscape-scale predictors are better, local management factors exhibited interesting patterns of effect on dung beetle assemblages, as seen with ivermectin acting as a harmful force; (v) in contrast to the use of ivermectin, vegetation structure can be a local driver that benefits dung beetle species; (vi) dung beetle assemblages in Caatinga pastures are dominated by small-bodied species in terms of both richness and abundance.

Contrary to the common assumption that forest cover is the major driver of dung beetle assemblages, our results suggest otherwise. Instead, a combination of factors appears to favor the reorganization of assemblages, leading to the dominance of particular functional groups, which may directly affect the provision of ecosystem services.

Acknowledgements

C.R. thanks for the CAPES doctoral scholarship (Coordination for the Improvement of Higher Education Personnel - Brazil (CAPES) - Funding Code 001) and his research was supported by Rufford Small Grant (No. 36296-1), for laboratory support and infrastructure of CEPEC-CEPLAC, Brazilian Ministry of Agriculture. We are grateful to the smallholders who received us with full attention and hospitality. We acknowledge João Pedro (JP) for his invaluable support in field campaigns, Yohana Ocampo and Mª Betina Lima dos Reis for field campaigns and logistic support, and Iasmim Queiroz for valuable support in laboratory. C. Dos-Reis thanks to Dr. Fernando Vaz-de-Mello for his mentorship during Dos-Reis' stay in Cuiabá UFMT entomological collection. C. Dos-Reis thanks INECOL for lab and resources support during his Sandwich Doctorate internship. J.H.C.D. acknowledges their CNPq research productivity fellow.

Authors' Contributions

C. Dos-Reis, J.H.C. Delabie, and F. Escobar conceived and designed the study. C. Dos-Reis collected and analyzed the data. C. Dos-Reis wrote the first draft of the manuscript, under the supervision of J.H.C. Delabie and F. Escobar. All authors reviewed and contributed substantially to the final version of the manuscript.

References

Ab'Saber, A. N. 1974. O domínio morfoclimático semi-árido das caatingas brasileiras. Geomorfologia, (43), 1-39.

Aide, T. M., Clark, M. L., Grau, H. R., López-Carr, D., Levy, M. A., Redo, D., ... & Muñiz, M. 2013. Deforestation and Reforestation of Latin America and the Caribbean (2001–2010). Biotropica, 45(2), 262-271. https://doi.org/10.1111/j.1744-7429.2012.00908.x

Albuquerque, U.P., Araújo, E., de Castro, C.C., Alves, R.R.N. 2017. People and Natural Resources in the Caatinga. In: Silva, J.M.C., Leal, I.R., Tabarelli, M. (eds) Caatinga. Springer, Cham. https://doi.org/10.1007/978-3-319-68339-3_11

Alvarado, F., Salomão, R. P., Hernandez-Rivera, Á., & de Araujo Lira, A. F. 2020. Different responses of dung beetle diversity and feeding guilds from natural and disturbed habitats across a subtropical elevational gradient. Acta Oecologica, 104, 103533. https://doi.org/10.1016/j.actao.2020.103533

Araujo, H. F., Canassa, N. F., Machado, C. C., & Tabarelli, M. 2023. Human disturbance is the major driver of vegetation changes in the Caatinga dry forest region. Scientific Reports, 13(1), 18440. https://doi.org/10.1038/s41598-023-45571-9

Arellano, L., León-Cortés, J.L., Halffter, G., 2008. Response of dung beetle assemblages to landscape structure in remnant natural and modified habitats in southern Mexico. Insect Conserv Divers 1, 253–262. https://doi.org/10.1111/j.1752-4598.2008.00033.x

Arellano, L., León-Cortés, J.L., Halffter, G., Montero, J., 2013. Acacia woodlots, cattle and dung beetles (Coleoptera: Scarabaeinae) in a Mexican silvopastoral landscape. Rev Mex Biodivers 84, 650–660. https://doi.org/10.7550/rmb.32911

Baena-Díaz, F., Martínez-M, I., Gil-Pérez, Y., González-Tokman, D., 2018. Trans-generational effects of ivermectin exposure in dung beetles. Chemosphere 202, 637–643. https://doi.org/10.1016/j.chemosphere.2018.03.109

Barragán, F., Moreno, C.E., Escobar, F., Bueno-Villegas, J., Halffter, G., 2014. The impact of grazing on dung beetle diversity depends on both biogeographical and ecological context. J Biogeogr 41, 1991–2002. https://doi.org/10.1111/jbi.12351

Barretto, J., Salomão, R. P., & Iannuzzi, L. 2020. Diversity of dung beetles in three vegetation physiognomies of the Caatinga dry forest. International Journal of Tropical Insect Science, 40(2), 385-392. https://doi.org/10.1007/s42690-019-00089-4

Bivand R., Pebesma E., Gomez-Rubio V. 2013. Applied spatial data analysis with R, Second edition. Springer, NY. <https://asdar-book.org/>.

Blitzer, E. J., Dormann, C. F., Holzschuh, A., Klein, A. M., Rand, T. A., & Tscharntke, T. 2012. Spillover of functionally important organisms between managed and natural habitats. *Agriculture, Ecosystems & Environment*, *146*(1), 34-43. https://doi.org/10.1016/j.agee.2011.09.005

Burnham, K.P., Anderson, D.R., 2004. Model selection and multi-model inference, Second Edition. ed. Springer.

Calatayud, J., Hortal, J., Noriega, J. A., Arcones, Á., Espinoza, V. R., Guil, N., & Lobo, J. M. 2021. Thermal niche dimensionality could limit species' responses to temperature changes: Insights from dung beetles. Journal of Biogeography, 48(12), 3072-3084.

Cambefort, Y., & Hanski, I. 1991. Dung beetle population biology. In I. Hanski & Y. Cambefort (Eds.), Dung beetle ecology (pp. 36–50). Princeton University Press.

deCastro-Arrazola, I., Andrew, N. R., Berg, M. P., Curtsdotter, A., Lumaret, J. P., Menéndez, R., ... & Hortal, J. 2023. A trait-based framework for dung beetle functional ecology. Journal of Animal Ecology, 92(1), 44-65. https://doi.org/10.1111/1365-2656.13829

Dobson, A., Lodge, D., Alder, J., Cumming, G. S., Keymer, J., McGlade, J., ... & Xenopoulos, M. A. 2006. Habitat loss, trophic collapse, and the decline of ecosystem services. Ecology, 87(8), 1915-1924. https://doi.org/10.1890/0012-9658(2006)87[1915:HLTCAT]2.0.CO;2

Domínguez, D., Marín-Armijos, D., Ruiz, C., 2015. Structure of Dung Beetle Communities in an Altitudinal Gradient of Neotropical Dry Forest. Neotrop Entomol 44, 40–46. https://doi.org/10.1007/s13744-014-0261-6

Duque-Vélez, P., Olivera-Angel, M., Wolff, M., 2022. Silvopastoral systems as an alternative for conservation of dung beetles (Coleoptera: Scarabaeinae) in a cattle landscape in Caucasia Colombia. Caldasia 44, 184–193. https://doi.org/10.15446/caldasia.v44n1.83102

Elizalde, L., Arbetman, M., Arnan, X., Eggleton, P., Leal, I. R., Lescano, M. N., ... & Pirk, G. I. 2020. The ecosystem services provided by social insects: traits, management tools and knowledge gaps. Biological Reviews, 95(5), 1418-1441. https://doi.org/10.1111/brv.12616

Escobar, F. 2004. Diversity and composition of dung beetle (Scarabaeinae) assemblages in a heterogeneous Andean landscape. Tropical zoology, 17(1), 123-136. https://doi.org/10.1080/03946975.2004.10531202

Escobar, F., Halffter, G., & Arellano, L. 2007. From forest to pasture: an evaluation of the influence of environment and biogeography on the structure of beetle (Scarabaeinae) assemblages along three altitudinal gradients in the Neotropical region. Ecography, 30(2), 193-208.

Escobar, F., Lobo, J. M., & Halffter, G. 2006. Assessing the origin of Neotropical mountain dung beetle assemblages (Scarabaeidae: Scarabaeinae): the comparative influence of vertical and horizontal colonization. Journal of Biogeography, 33(10), 1793-1803.

Escobar, F., Lobo, J.M., Halffter, G., 2005. Altitudinal variation of dung beetle (Scarabaeidae: Scarabaeinae) assemblages in the Colombian Andes. Global Ecology and Biogeography 14, 327–337. https://doi.org/10.1111/j.1466-822X.2005.00161.x

Estupiñan-Mojica, A., Portela-Salomão, R., Liberal, C.N., Santos, B.A., Machado, C.C.C., de Araujo, H.F.P., Von Thaden, J., Alvarado, F., 2022. Landscape attributes shape dung beetle diversity at multiple spatial scales in agricultural drylands. Basic Appl Ecol 63, 139–151. https://doi.org/10.1016/j.baae.2022.06.002

Fahrig, L., 2013. Rethinking patch size and isolation effects: The habitat amount hypothesis. J Biogeogr 40, 1649–1663. https://doi.org/10.1111/jbi.12130

Fahrig, L., 2017. Ecological Responses to Habitat Fragmentation Per Se. Annu Rev Ecol Evol Syst 48, 1–23. https://doi.org/10.1146/annurev-ecolsys-110316-022612

Fahrig, L., Arroyo-Rodríguez, V., Bennett, J.R., Boucher-Lalonde, V., Cazetta, E., Currie, D.J., Eigenbrod, F., Ford, A.T., Harrison, S.P., Jaeger, J.A.G., Koper, N., Martin, A.E., Martin, J.L., Metzger, J.P., Morrison, P., Rhodes, J.R., Saunders, D.A., Simberloff, D., Smith, A.C., Tischendorf, L., Vellend, M., Watling, J.I., 2019. Is habitat fragmentation bad for biodiversity? Biol Conserv. https://doi.org/10.1016/j.biocon.2018.12.026

Favila, M.E., 2012. Historical, biogeographical and ecological factors explain the success of some native dung beetles after the introduction of cattle in Mexico. PASTOS 42, 161–181.

Fernandes, M. F., Cardoso, D., & de Queiroz, L. P. 2020. An updated plant checklist of the Brazilian Caatinga seasonally dry forests and woodlands reveals high species richness and endemism. Journal of Arid environments, 174, 104079. https://doi.org/10.1016/j.jaridenv.2019.104079

Ferrer-Paris, J. R., Zager, I., Keith, D. A., Oliveira-Miranda, M. A., Rodríguez, J. P., Josse, C., ... & Barrow, E. 2019. An ecosystem risk assessment of temperate and tropical forests of the Americas with an outlook on future conservation strategies. *Conservation letters*, *12*(2), e12623. https://doi.org/10.1111/conl.12623

Fick, S.E., Hijmans, R.J., 2017. WorldClim 2: new 1-km spatial resolution climate surfaces for global land areas. International Journal of Climatology 37, 4302–4315. https://doi.org/10.1002/joc.5086

Filgueiras, B.K.C., Iannuzzi, L., Leal, I.R., 2011. Habitat fragmentation alters the structure of dung beetle communities in the Atlantic Forest. Biol Conserv 144, 362–369. https://doi.org/10.1016/j.biocon.2010.09.013

Filho, W. M., Flechtmann, C. A., Godoy, W. A., & Bjornstad, O. N. 2018. The impact of the introduced *Digitonthophagus gazella* on a native dung beetle community in Brazil during 26 years. Biological Invasions, 20(4), 963-979. https://doi.org/10.1007/s10530-017-1603-1

Finch, D., Schofield, H., Floate, K.D., Kubasiewicz, L.M., Mathews, F., 2020. Implications of Endectocide Residues on the Survival of Aphodiine Dung Beetles: A Meta-Analysis. Environ Toxicol Chem 39, 863–872. https://doi.org/10.1002/etc.4671

Floate, K.D., Wardhaugh, K.G., Boxall, A.B.A., Sherratt, T.N., 2005. Fecal residues of veterinary parasiticides: Nontarget effects in the pasture environment. Annu Rev Entomol. https://doi.org/10.1146/annurev.ento.50.071803.130341

Fox, J., Weisberg, S., 2018. An R Companion to Applied Regression, Third Edition. ed. Sage.

Fuentes-Jacques, L. J., Salomão, R. P., Rivera-Duarte, J. D., De Cerqueira, L. V. B. M., & Favila, M. E. 2023. Cues of uncommon food habits within dung beetles: Notes from a seasonally dry tropical forest in South America. Journal of Arid Environments, 219, 105098. https://doi.org/10.1016/j.jaridenv.2023.105098

Giménez Gómez, V.C., Verdú, J.R., Zurita, G.A., 2025. Physiological traits explain the response of dung beetles to land use at local and regional scales. Sci Rep 15. https://doi.org/10.1038/s41598-025-92149-8

Giraldo, C., Escobar, F., Chará, J.D., Calle, Z., 2011. The adoption of silvopastoral systems promotes the recovery of ecological processes regulated by dung beetles in the Colombian Andes. Insect Conserv Divers 4, 115–122. https://doi.org/10.1111/j.1752-4598.2010.00112.x

Gomes-da-Silva, J., Nic Lughadha, E., & Forzza, R. C. 2025. Protecting hidden treasures: Indigenous lands safeguard 50% of areas with the highest potential for angiosperm discoveries in Brazil—patterns and conservation priorities. PLoS One, 20(7), e0326507. https://doi.org/10.1371/journal.pone.0326507

González-Gómez, L., González-Tokman, D., García, J. H., Lira-Noriega, A., & Escobar, F. 2023. Influence of landscape and livestock management on dung beetle diversity in tropical cattle pastures. Biodiversity and Conservation, 32(5), 1687-1707. https://doi.org/10.1007/s10531-023-02571-5

González-Tokman, D., Martínez M., I., Villalobos-Ávalos, Y., Munguía-Steyer, R., Ortiz-Zayas, M. del R., Cruz-Rosales, M., Lumaret, J.-P., 2017. Ivermectin alters reproductive success, body condition and sexual trait expression in dung beetles. Chemosphere 178, 129–135. https://doi.org/10.1016/j.chemosphere.2017.03.013

Halffter, G., & Matthews, E. G. 1966. The natural history of dung beetles of the subfamily Scarabaeinae (Coleoptera, Scarabaeidae).

Halffter, G., and Favila, M. E. 1993. The Scarabaeinae (Insecta: Coleoptera): an animal group for analysing, inventorying and monitoring biodiversity in tropical rainforest and modified landscapes. *Biol. Int.* 27, 15–23.

Halffter, G., Edmonds, W.D., 1982. The nesting behavior of dung beetles (Scarabaeinae) An ecological and evolutive approach. Instituto de Ecologia, México, D. F.

Hanski, I., & Cambefort, Y. 1991. Chapter 17: Competition in dung beetles. In I. Hanski & Y. Cambefort (Eds.), Dung beetle ecology (pp. 305–329). Princeton University Press.

Hartig, F., 2024. DHARMa: Residual Diagnostics for Hierarchical (Multi-Level / Mixed) Regression Models.

Hesselbarth, M. H., Sciaini, M., With, K. A., Wiegand, K., & Nowosad, J. 2019. landscapemetrics: an open-source R tool to calculate landscape metrics. Ecography, 42(10), 1648-1657.https://doi.org/10.1111/ecog.04617

Hijmans R. 2023. raster: Geographic Data Analysis and Modeling. R package version 3.6-26,<https://CRAN.R-project.org/package=raster>.

Hijmans, R.J., Bivand, R., Forner, K., Ooms, J., Pebesma, E., Sumner, M.D., 2024. Package “terra” Type Package Title Spatial Data Analysis.

Hill, J.K., Hamer, K.C., 2004. Determining impacts of habitat modification on diversity of tropical forest fauna: The importance of spatial scale. Journal of Applied Ecology. https://doi.org/10.1111/j.0021-8901.2004.00926.x

Huerta, C., Cruz-Rosales, M., González-Vainer, P., Chamorro-Florescano, I., Rivera, J. D., & Favila, M. E. 2023. The reproductive behavior of Neotropical dung beetles. Frontiers in Ecology and Evolution, 11, 1102477. https://doi.org/10.3389/fevo.2023.1102477

Isbell, F., Tilman, D., Polasky, S., & Loreau, M. 2015. The biodiversity-dependent ecosystem service debt. *Ecology letters*, *18*(2), 119-134. https://doi.org/10.1111/ele.12393

Jackson, H.B., Fahrig, L., 2015. Are ecologists conducting research at the optimal scale? Global Ecology and Biogeography 24, 52–63. https://doi.org/10.1111/geb.12233

Jost, L., 2006. Entropy and diversity. Oikos 113, 363–375. https://doi.org/10.1111/j.2006.0030-1299.14714.x

Kohlmann, B., Solís, Á., & Alvarado, G. E. 2018. Did Costa Rican Dung Beetles (Coleoptera: Scarabaeidae) Feed on Bison Dung before the Arrival of Spanish Cattle?. The Coleopterists Bulletin, 72(2), 295-300. https://doi.org/10.1649/0010-065X-72.2.295

Lessa, T., Dos Santos, J. W., Correia, R. A., Ladle, R. J., & Malhado, A. C. 2019. Known unknowns: Filling the gaps in scientific knowledge production in the Caatinga. PLoS One, 14(7), e0219359. https://doi.org/10.1371/journal.pone.0219359

Liberal, C. N., de Farias, Â. M. I., Meiado, M. V., Filgueiras, B. K., & Iannuzzi, L. 2011. How habitat change and rainfall affect dung beetle diversity in Caatinga, a Brazilian semi-arid ecosystem. Journal of Insect Science, 11(1), 114. https://doi.org/10.1673/031.011.11401

Lobo, J. M., Lumaret, J. P., & Jay-Robert, P. 1998. Sampling dung beetles in the French Mediterranean area: effects of abiotic factors and farm practices. Pedobiologia, 42(3), 252-266.

Lobo, J. M., Mingarro, M., Godefroid, M., & García-Roselló, E. 2023. Taking advantage of opportunistically collected historical occurrence data to detect responses to climate change: The case of temperature and Iberian dung beetles. Ecology and Evolution, 13(12), e10674.

Lopes, P. P., Louzada, J. N., & Vaz-de-Mello, F. Z. 2006. Organization of dung beetle communities (Coleoptera, Scarabaeidae) in areas of vegetation re-establishment in Feira de Santana, Bahia, Brazil. Sitientibus Série Ciências Biológicas, 6(4), 261-266. https://doi.org/10.13102/scb8190

Losey, J. E., & Vaughan, M. 2006. The economic value of ecological services provided by insects. Bioscience, 56(4), 311-323. https://doi.org/10.1641/0006-3568(2006)56[311:TEVOES]2.0.CO;2

Maldaner, M. E., Costa-Silva, V. D., & Vaz-de-Mello, F. Z. 2024. Dung beetles in South American pasturelands. Biota Neotropica, 24(1), e20231567. https://doi.org/10.1590/1676-0611-BN-2023-1567

Maldaner, M. E., Sobral-Souza, T., Prasniewski, V. M., & Vaz-de-Mello, F. Z. 2021. Effects of climate change on the distribution of key native dung beetles in South Amer-ican grasslands. Agronomy, 11(10), 2033. https://doi.org/10.3390/agronomy11102033

Marengo, J. A., Torres, R. R., & Alves, L. M. 2017. Drought in Northeast Brazil—past, present, and future. Theoretical and Applied Climatology, 129(3), 1189-1200. https://doi.org/10.1007/s00704-016-1840-8

Martin, A. E., & Fahrig, L. 2012. Measuring and selecting scales of effect for landscape predictors in species–habitat models. Ecological Applications, 22(8), 2277-2292.

Martínez M., I., Lumaret, J.-P., Ortiz Zayas, R., Kadiri, N., 2017. The effects of sublethal and lethal doses of ivermectin on the reproductive physiology and larval development of the dung beetle *Euoniticellus intermedius* (Coleoptera: Scarabaeidae). Can Entomol 149, 461–472. https://doi.org/10.4039/tce.2017.11

Medina, A. M., & Lopes, P. P. 2014. Seasonality in the dung beetle community in a Brazilian tropical dry forest: Do small changes make a difference?. Journal of Insect Science, 14(1), 123. https://doi.org/10.1093/jis/14.1.123

Morales-Trejo, J. J., Dáttilo, W., Zurita, G., & Arellano, L. 2024. Duration of Cattle Ranching Affects Dung Beetle Diversity and Secondary Seed Removal in Tropical Dry Forest Landscapes. Insects, 15(10), 749. https://doi.org/10.3390/insects15100749

Nichols, E. S., & Gardner, T. A. 2011. Dung beetles as a candidate study taxon in applied biodiversity conservation research. *Ecology and evolution of dung beetles*, *267*, 291.

Nichols, E., Larsen, T., Spector, S., Davis, A. L., Escobar, F., Favila, M., & Vulinec, K. 2007. Global dung beetle response to tropical forest modification and fragmentation: a quantitative literature review and meta-analysis. Biological conservation, 137(1), 1-19. https://doi.org/10.1016/j.biocon.2007.01.023

Nichols, E., Spector, S., Louzada, J., Larsen, T., Amezquita, S., Favila, M. E., & Network, T. S. R. 2008. Ecological functions and ecosystem services provided by Scarabaeinae dung beetles. *Biological conservation*, *141*(6), 1461-1474.https://doi.org/10.1016/j.biocon.2008.04.011

Nunes, C.A., Braga, R.F., Figueira, J.E.C., De Siqueira Neves, F., Fernandes, G.W., 2016. Dung beetles along a tropical altitudinal gradient: Environmental filtering on taxonomic and functional diversity. PLoS One 11. https://doi.org/10.1371/journal.pone.0157442

Queiroz, I., Dos–Reis, C., & Delabie, J. H. C. 2023. Impacto da introdução do rola-bosta africano, *Digitonthophagus gazella* (Fabricius, 1787) (Coleoptera: Scarabaeidae: Scarabaeinae), em usos da terra na caatinga do nordeste da Bahia, Brasil. Agrotrópica 35(2,3): 169 – 172

Reis, C., Zarucki, M., Delabie, J., & Escobar, F. 2023. Biodiversity impacts of land use simplification: a case study of dung beetles in a landscape of the Brazilian Atlantic forest. *Int J Trop Insect Sci* 43, 2045–2056. https://doi.org/10.1007/s42690–023–01106–3

Reyes–García, C., Mejia–Chang, M., & Griffiths, H. 2012. High but not dry: diverse epiphytic bromeliad adaptations to exposure within a seasonally dry tropical forest community. New Phytologist, 193(3), 745-754. https://doi.org/10.1111/j.1469-8137.2011.03946.x

Rivera, J. D., Gómez, B., Navarrete-Gutiérrez, D. A., Ruíz-Montoya, L., Delgado, L., & Favila, M. E. 2020. Mechanisms of diversity maintenance in dung beetle assemblages in a heterogeneous tropical landscape. PeerJ, 8, e9860. https://doi.org/10.7717/peerj.9860

Salomão, R. P., & Iannuzzi, L. 2017. How do regeneration stages of Caatinga forests influence the structure of dung beetle (Coleoptera: Scarabaeidae) assemblage?. The Coleopterists Bulletin, 71(3), 578-588. https://doi.org/10.1649/0010-065X-71.3.578

Salomão, R. P., Maia, A. C. D., Bezerra, B. M., & Iannuzzi, L. 2018. Attractiveness of different food resources to dung beetles (Coleoptera: Scarabaeidae) of a dry tropical area. Neotropical Entomology, 47(1), 69-78. https://doi.org/10.1007/s13744-017-0515-1

Salomão, R.P., Lira, A.F.A., Foerster, S.I.A., Vaz-de-Mello, F.Z., 2022. Dung beetle assemblage (Coleoptera: Scarabaeinae) from an altitudinal enclave of rainforest surrounded by a Seasonally Tropical Dry Forest in the Neotropics. Int J Trop Insect Sci 42, 55–62. https://doi.org/10.1007/s42690-021-00517-4

Sánchez-de-Jesús, H.A., Arroyo-Rodríguez, V., Andresen, E., Escobar, F., 2016. Forest loss and matrix composition are the major drivers shaping dung beetle assemblages in a fragmented rainforest. Landsc Ecol 31, 843–854. https://doi.org/10.1007/s10980-015-0293-2

Santos, J. C., Leal, I. R., Almeida-Cortez, J. S., Fernandes, G. W., & Tabarelli, M. 2011. Caatinga: the scientific negligence experienced by a dry tropical forest. Tropical Conservation Science, 4(3), 276-286. https://doi.org/10.1177/194008291100400306

Santos, N. O., Machado, R. A. S., & González, R. C. L. 2022. Identification of levels of anthropization and its implications in the process of desertification in the Caatinga biome (Jeremoabo, Bahia-Brazil). Cuadernos de Investigación Geográfica, 48(1), 41-57. https://doi.org/10.18172/cig.5212

Silva, J.M.C., Barbosa, L.C.F., Leal, I.R., Tabarelli, M. 2017. The Caatinga: Understanding the Challenges. In: Silva, J.M.C., Leal, I.R., Tabarelli, M. (eds) Caatinga. Springer, Cham. https://doi.org/10.1007/978-3-319-68339-3_1

Silva, J.M.C., Leal, I.R., Tabarelli, M., 2017. Caatinga The Largest Tropical Dry Forest Region in South America. Springer International Publishing, Cham. https://doi.org/10.1007/978-3-319-68339-3

Souza, T. B., França, F. M., Barlow, J., Dodonov, P., Santos, J. S., Faria, D., & Baumgarten, J. E. 2020. The relative influence of different landscape attributes on dung beetle communities in the Brazilian Atlantic forest. Ecological indicators, 117, 106534. https://doi.org/10.1016/j.ecolind.2020.106534

Tomasella, J., Vieira, R. M. S. P., Barbosa, A. A., Rodriguez, D. A., de Oliveira Santana, M., & Sestini, M. F. 2018. Desertification trends in the Northeast of Brazil over the period 2000–2016. International Journal of Applied Earth Observation and Geoinformation, 73, 197-206. https://doi.org/10.1016/j.jag.2018.06.012

Tonelli, M., 2021. Some considerations on the terminology applied to dung beetle functional groups. Ecol Entomol. https://doi.org/10.1111/een.13017

Tsakalos, J.L., Smith, M.R., Luebert, F., Mucina, L., 2023. climenv: Download, extract and visualise climatic and elevation data. Journal of Vegetation Science 34. https://doi.org/10.1111/jvs.13215

Tscharntke, T., Tylianakis, J. M., Rand, T. A., Didham, R. K., Fahrig, L., Batáry, P., ... & Westphal, C. 2012. Landscape moderation of biodiversity patterns and processes-eight hypotheses. Biological reviews, 87(3), 661-685. https://doi.org/10.1111/j.1469-185X.2011.00216.x

Vaz-De-Mello, F.Z., Edmonds, W.D., Ocampo, F.C., Schoolmeesters, P., 2011. A multilingual key to the genera and subgenera of the subfamily Scarabaeinae of the New World (Coleoptera: Scarabaeidae). Zootaxa 2854, 1. https://doi.org/10.11646/zootaxa.2854.1.1

Velloso, A.L., Sampaio, E.V.S.B., Pareyn, F.G.C., 2002. Ecorregiões Propostas para o Bioma Caatinga, 2 Ed. ed. Recife.

Venables, W. N. & Ripley, B. D. 2002. Modern Applied Statistics with S. Fourth Edition. Springer, New York. ISBN 0-387-95457-0

Verdú, J. R., Moreno, C. E., Sánchez-Rojas, G., Numa, C., Galante, E., & Halffter, G. 2007. Grazing promotes dung beetle diversity in the xeric landscape of a Mexican Biosphere Reserve. Biological Conservation, 140(3-4), 308-317. https://doi.org/10.1016/j.biocon.2007.08.015

Verdú, J.R., Cortez, V., Ortiz, A.J., González-Rodríguez, E., Martinez-Pinna, J., Lumaret, J.P., Lobo, J.M., Numa, C., Sánchez-Piñero, F., 2015. Low doses of ivermectin cause sensory and locomotor disorders in dung beetles. Sci Rep 5. https://doi.org/10.1038/srep13912

Villada-Bedoya, S., Córdoba-Aguilar, A., Escobar, F., Martínez-Morales, I., González-Tokman, D., 2019. Dung Beetle Body Condition: A Tool for Disturbance Evaluation in Contaminated Pastures. Environ Toxicol Chem 38, 2392–2404. https://doi.org/10.1002/etc.4548

Wagner, D. L., Grames, E. M., Forister, M. L., Berenbaum, M. R., & Stopak, D. 2021. Insect decline in the Anthropocene: Death by a thousand cuts. Proceedings of the National Academy of Sciences, 118(2), e2023989118. https://doi.org/10.1073/pnas.2023989118

Wassenaar, T., Gerber, P., Verburg, P. H., Rosales, M., Ibrahim, M., & Steinfeld, H. 2007. Projecting land use changes in the Neotropics: The geography of pasture expansion into forest. Global Environmental Change, 17(1), 86-104. https://doi.org/10.1016/j.gloenvcha.2006.03.007

Zuur, A. F., Ieno, E. N., Walker, N. J., Saveliev, A. A., & Smith, G. M. 2009. Mixed effects models and extensions in ecology with R (Vol. 574, p. 574). New York: springer.

Supplementary material

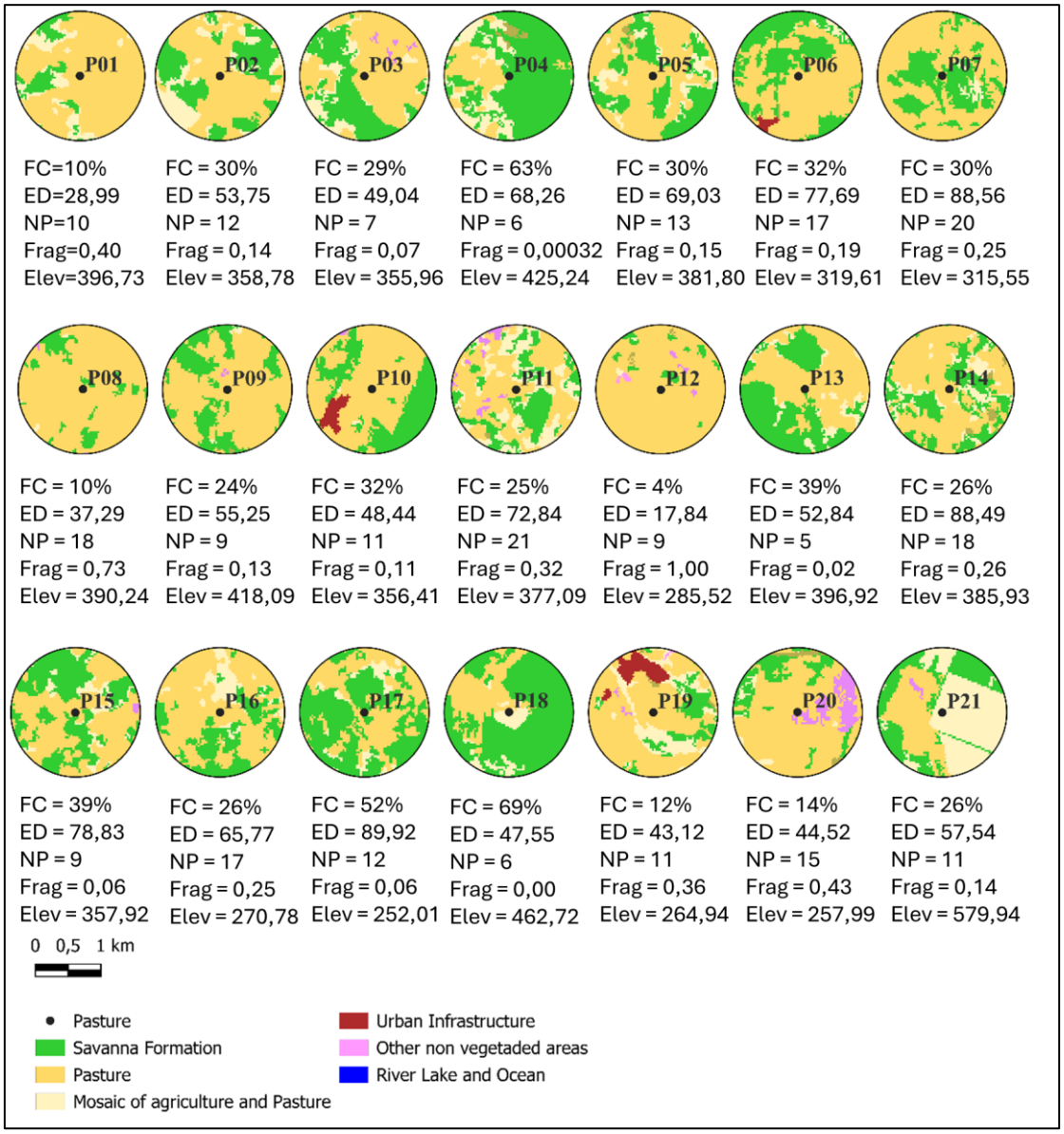

Figure S9. Sampled ranches and 1km radii landscapes. Landscape metrics are provided. FC= forest cover, ED= edge density, NP= number of fragments, Frag= fragmentation index, Elev= elevation.

Evaluating variable inclusion and removal

Correlation between landscape and climatic variables were evaluated because it is expected that some of them present high collinearity.

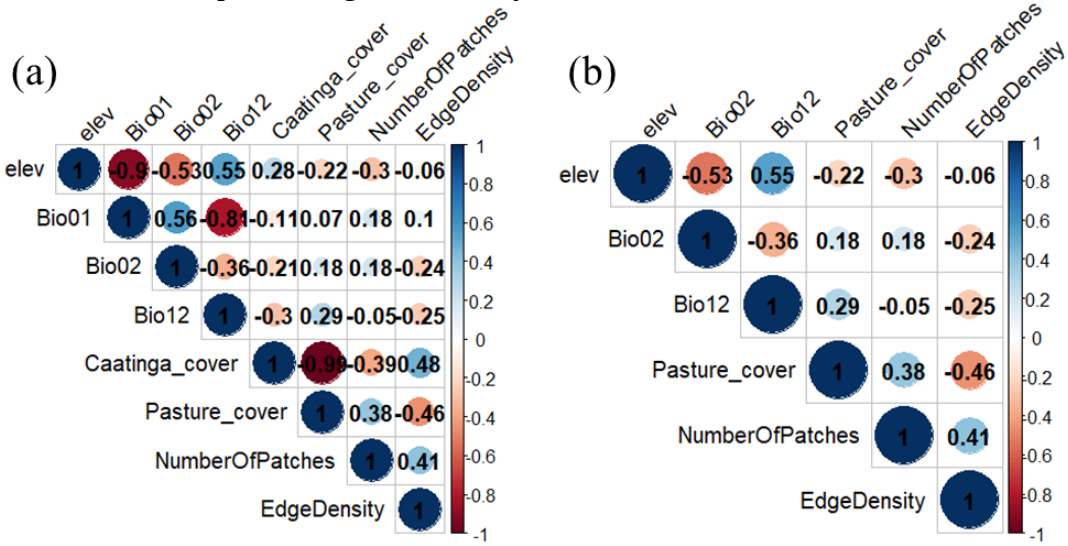

Figure S10. Correlation panels between landscape metrics and climatic variables: (a) initial set of variables; (b) after removing highly autocorrelated variables. Correlations plotted using the corrplot package.

Variance inflation factor (VIF) analysis to assess multicollinearity among predictor variables in a global model. Variables with VIF > 5 were considered highly collinear and were removed or combined.

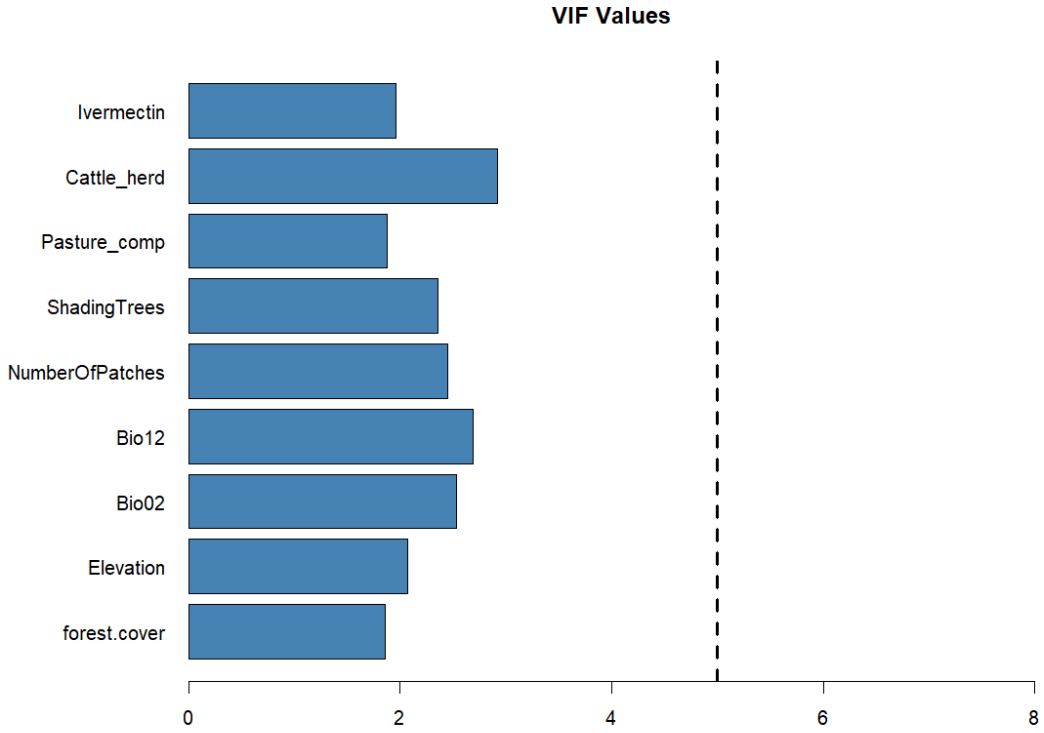

Figure S11. outputs for VIF to assess multicollinearity among predictor variables.

Forest cover and pasture cover, and elevation variation across ranches

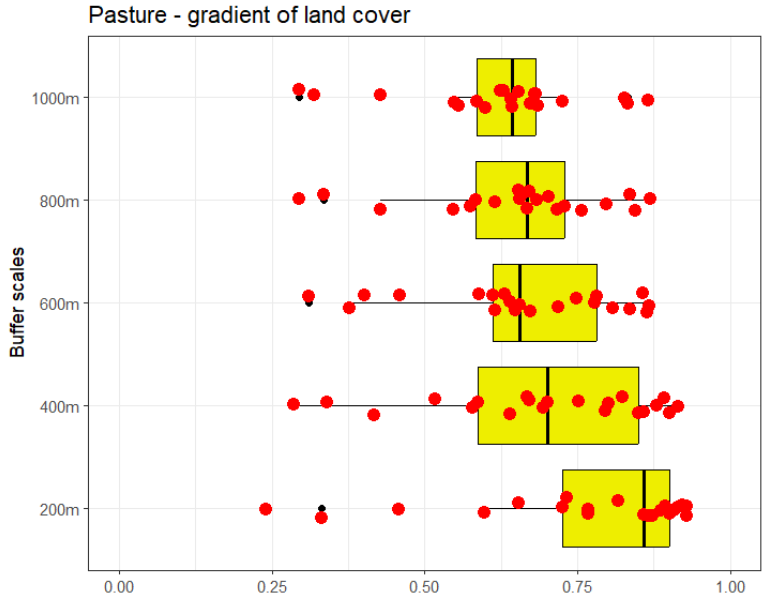

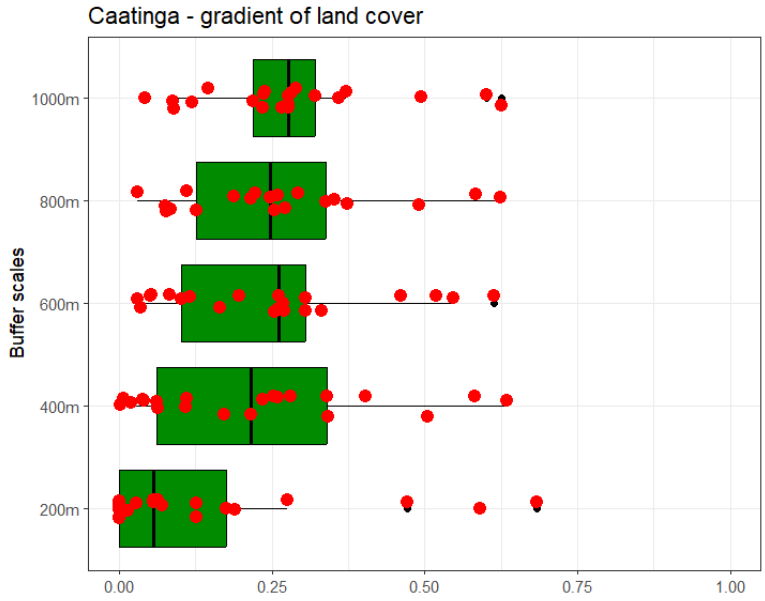

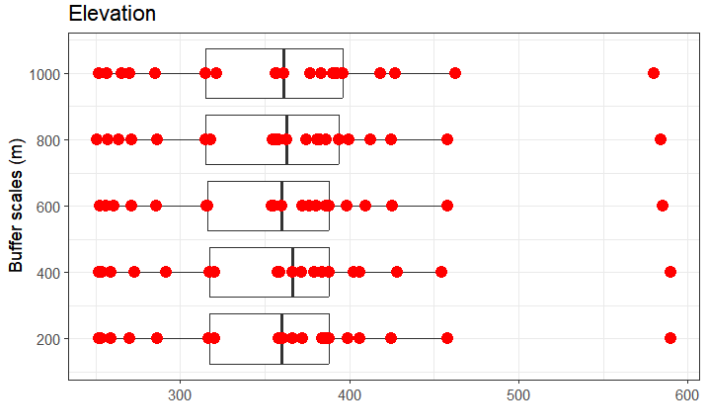

Table S2. Raw outputs of run models from each variable examined and its main statistics for landscape scale.

Landscape Scale				
Response Variable	**Explained**	**Best Predictor**	**Effect Direction**	**p-value**
^{0}D – Species richness	44.12%	log(Elevation_200)	Positive	> 0.05
Abundance	44.57%	log(NumberOfPatches_400)	Positive	<0.05
^{1}D – Shannon diversity	14.37%	Intercept	—	<0.01
^{2}D – Simpson diversity	15.64%	Intercept	—	> 0.05
Telecoprid richness	23.9%	log(Bio12_1000)	Negative	<0.05
Telecoprid abundance	32.84%	Number of patches	Positive	> 0.05
Paracoprid richness	41.03%	Elevation	Positive	> 0.05
Paracoprid abundance	31.28%	Forest cover	Negative	> 0.05
Endocoprid abundance	46.76%	log(NumberOfPatches_400)	Positive	<0.01
Large-bodied richness	44.56%	log(Elevation_200)	Positive	> 0.05
Large-bodied abundance	43.79%	log(Elevation_1000)	Negative	<0.01
Small-bodied richness	35.09%	log(EdgeDensity_200+1)	Negative	> 0.05
Small-bodied abundance	39.04%	log(NumberOfPatches_400)	Positive	<0.05

Table S3. Raw outputs of run models from each variable examined and its main statistics for local management scale.

Local Scale				
Response Variable	**Explained**	**Best predictor**	**Effect Direction**	**p-value**
^{0}D – Species richness	34.68 %	Intercept	—	<0.01
Abundance	8.12 %	Intercept	—	<0.01
^{1}D – Shannon diversity	25.69 %	Ivermectin	Negative	0.05
^{2}D – Simpson diversity	13.51 %	Intercept	—	<0.01
Telecoprid Richness	3.01 %	Intercept	—	<0.01
Telecoprid abundance	18.12 %	Intercept	—	<0.01
Paracoprid richness	43.47 %	Pasture composition	Positive	0.104
Paracoprid abundance	10.02 %	Intercept	—	<0.01
Endocoprid Abundance	14.91 %	Intercept	—	<0.01
Large-bodied richness	11.32 %	Intercept	—	<0.01
Large-bodied abundance	19.97 %	Shading trees	Positive	0.06
Small-bodied richness	39.25 %	Pasture composition	Positive	0.12
Small-bodied abundance	10.03 %	Intercept	—	<0.01

Table S4. Species abundance and frequency of occurrence in pasturelands of Raso da Catarina ecoregion. Min-Max= abundance range.

Species	Abundance	Min-Max	Prop_abd	Freq	Frequency(%)
Ateuchus semicribratus (Harold, 1868)	3958	0 - 1065	0,15	20	95%
Canthidium aff. manni	273	0 - 183	0,01	10	48%
Canthidium humerale (Germar, 1813)	53	0 - 32	0,00	4	19%
Canthidium prasinum (Blanchard, 1845)	11	0 - 7	0,00	2	10%
Canthidium sp. 1	1	0 - 1	0,00	1	5%
Canthidium sp. 2	8	0 - 4	0,00	5	24%
Canthidium sp. 3	5	0 - 3	0,00	3	14%
Canthidium sp. 5	1	0 - 1	0,00	1	5%
Canthon aff. carbonarius	20	0 - 12	0,00	3	14%
Canthon sp. 2	1	0 - 1	0,00	1	5%
Canthon sp. 4	1	0 - 1	0,00	1	5%
Deltochilum pseudoicarus Balthasar, 1939	4	0 - 4	0,00	1	5%
Deltochilum verruciferum Felsche, 1911	83	0 - 35	0,00	9	43%
Diabroctis mimas (Linnaeus, 1758)	14	0 - 13	0,00	2	10%
Dichotomius bos (Blanchard, 1845)	464	0 - 185	0,02	16	76%
Dichotomius geminatus (Arrow, 1913)	1182	0 - 551	0,05	17	81%
Dichotomius nisus (Olivier, 1789)	864	1 - 174	0,03	21	100%
Dichotomius puncticollis (Luederwaldt, 1935)	1	0 - 1	0,00	1	5%
Digitonthophagus gazella (Fabricius, 1787)	4858	1 - 1178	0,19	21	100%
Genieridium margareteae (Génier & Vaz-de-Mello, 2002)	9310	1 - 2749	0,36	21	100%
Malagoniella astyanax (Olivier, 1789)	41	0 - 11	0,00	10	48%
Ontherus appendiculatus (Mannerheim, 1828)	97	0 - 46	0,00	10	48%
Ontherus azteca Harold, 1869	1	0 - 1	0,00	1	5%
Ontherus digitatus Harold, 1868	149	0 - 40	0,01	12	57%
Onthophagus aff. ptox	2730	0 - 973	0,10	20	95%
Onthophagus hircus Billberg, 1815	123	0 - 87	0,00	10	48%
Pseudocanthon xanthurus (Blanchard, 1847)	43	0 - 28	0,00	4	19%
Tetraechma liturata (Germar, 1813)	199	0 - 90	0,01	10	48%
Trichillum externepunctatum Preudhomme de Borre, 1880	1655	0 - 381	0,06	20	95%
Uroxys bahianus Boucomont, 1928	2	0 - 1	0,00	2	10%
Abundance	**26152**	—	—	—	—
Species richness	**30**	—	—	—	—

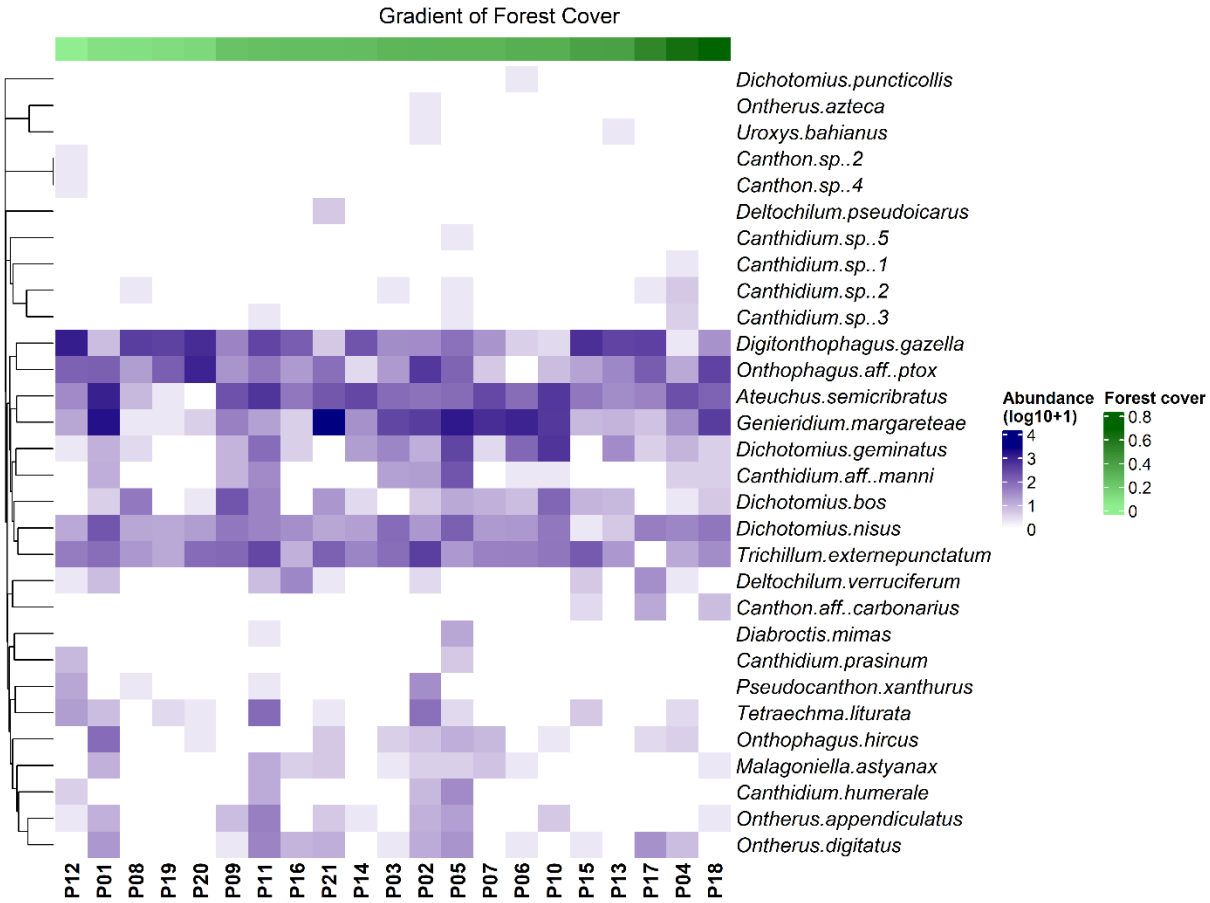

Figure S12. Heatmap showing species distribution of dung beetles recorded in 21 pastures sites. Pasture sites following a gradient of forest cover in a 1km2 buffer.

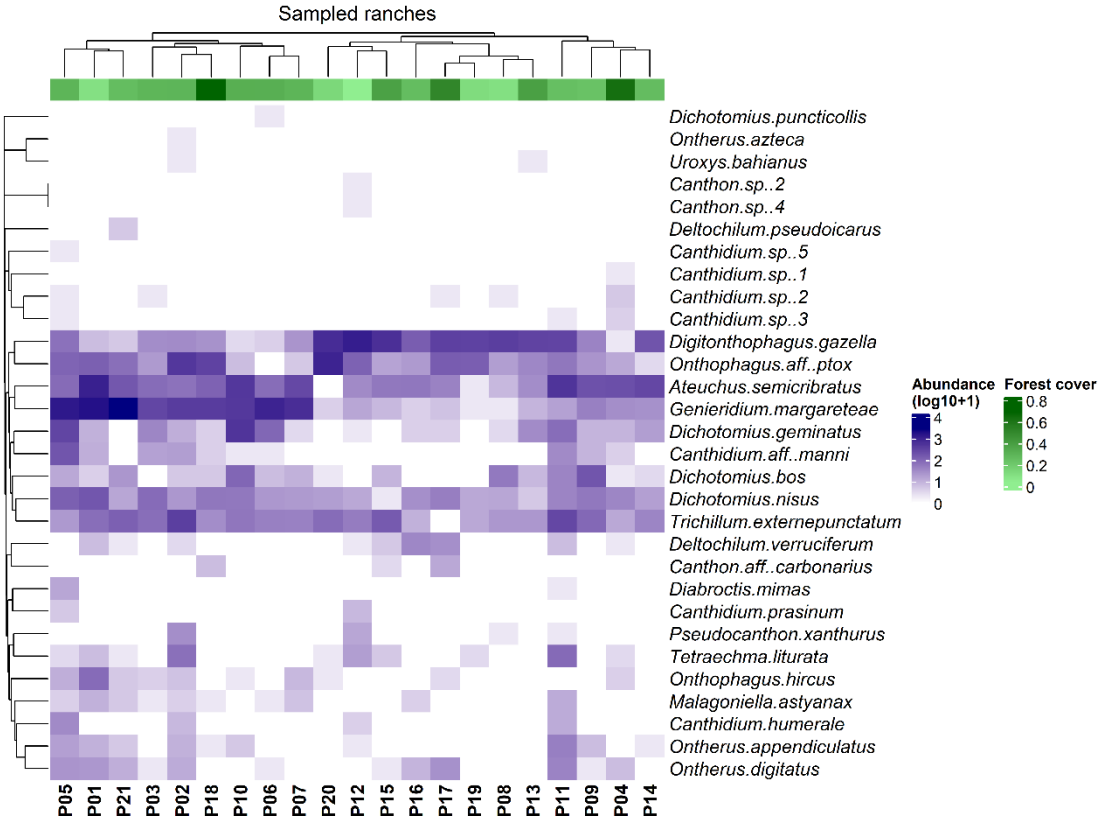

Figure S13. Heatmap showing species distribution of dung beetles recorded in 21 pastures sites.

CAPÍTULO IV

DOMINANCE OF THE EXOTIC AFRICAN DUNG BEETLE *Digitonthophagus gazella* (FABRICIUS, 1787) IN PASTURES SUPPRESSES NATIVE DUNG BEETLES FROM THE THREATENED CAATINGA BIOME

Manuscrito formatado nas normas da revista Biological invasions

Dominance of the exotic African dung beetle *Digitonthophagus gazella* (Fabricius, 1787) in pastures suppresses native dung beetles from the threatened Caatinga biome

Clemensou Dos–Reis[1,2], Jacques H. C. Delabie[1,2], Federico Escobar[3*]

[1] Programa de Pós–graduação Ecologia e Conservação da Biodiversidade, Universidade Estadual de Santa Cruz, Rodovia Ilhéus–Itabuna, km 16 /Salobrinho, Ilhéus, Bahia, Brazil.

[2] Cocoa Research Center, CEPLAC, Rodovia Jorge Amado, Km 22, Itabuna, Bahia 45600–970, Brazil

[3] Red de Ecoetología, Instituto de Ecología, A. C., Carretera antigua a Coatepec 351, El Haya, 91056 Xalapa, Veracruz, México

Abstract

The introduction of the exotic dung beetle *Digitonthophagus gazella* (Fabricius, 1787) into South American pastures has raised growing concerns about its impact on native dung beetle communities. In this study, we evaluated the effects of *D. gazella* dominance on the native dung beetle fauna in 21 pastures within the threatened Caatinga biome (Raso da Catarina ecoregion, Brazil). We examined how increasing dominance of *D. gazella* affects native species richness, abundance, diversity, evenness, community composition, and structure of different functional groups. Our results reveal strong negative effects of *D. gazella* predominance, including declines in species richness and abundance, significant losses in diversity of common and abundant species, and marked changes in species composition. Large–bodied and paracoprid functional groups were especially affected. Although *D. gazella* is efficient at removing cattle dung, its dominance in Neotropical pastures may lead to biotic homogenization due to suppression of native species, driving functional erosion with potential medium– and long–term environmental and economic impacts. These findings underscore the importance of long–term monitoring of *D. gazella* populations and native dung beetle–focused management in tropical ecosystems across America.

Keywords: Scarabaeinae, Invasion ecology, Competition, Biotic homogenization, Tropical dry forests

Introduction

The most significant Anthropocene footprints are the drastic modification of natural ecosystems and the translocation of species by humans. This biological reshaping of the planet is the result of deliberate introductions for agriculture or conservation, as well as accidental spread through global trade and travel. It creates novel species combinations, thus affecting biodiversity and ecosystem functioning (Otto, 2018; Pyšek et al., 2020). To become invasive, exotic species must overcome a series of geographic barriers and ecological filters, including demographic, dispersal, and environmental factors, which determine their ability to establish and spread (Blackburn et al., 2011). Once established, and with population booms throughout the new environments, the invasive species can rapidly impact the recipient ecosystems, often leading to the decline of native populations and communities and incurring local extinctions (Bradley et al., 2019; Hui & Richardson, 2019; Kehoe et al., 2021) and subsequent functional disruptions due to cascading effects in the ecological interaction networks (Hui & Richardson, 2019; Sanders et al., 2003).

These impacts are frequently driven by direct competition with native species, particularly when overlap occurs at any level of niche use (Levine et al., 2003; Broennimann et al., 2012; Aravind et al., 2020). Typically, local extinctions occur when an introduced species overcomes interspecific (or life history) tradeoffs such as reproduction, survival, and growth of local species within a particular environment (Catford et al., 2018). The presence of an invasive alien species is often mediated by human activities, which makes it difficult to determine the direct effect of the alien species on native communities. Therefore, either biotic differentiation or homogenization can result from biological invasions, and the natural history of species may provide important insights into how the communities respond (Olden & Rooney, 2006). In native insect communities, it has been observed that they may respond to local displacement rather than species extinctions (Pyšek et al., 2017). Invasive alien species are, therefore, an ecological concern as they can drive environmental changes in protected areas, agroecosystems, and urban habitats, impacting many economic activities (Pyšek et al., 2020).

When deliberately introduced, the intention is usually that the alien species will contribute to solving specific environmental problems; for instance, pollination issues, pest population control, and habitat and soil improvement, among others (Kumschick et al., 2016). As a deliberate example of species introduction to provide ecosystem services, the dung beetles (Scarabaeinae) are highlighted. Dung beetles are key organisms in many terrestrial ecosystems

due to their crucial ecological roles in dung removal, nutrient cycling, soil aeration, seed dispersal, and suppression of dung–breeding pests (Nichols et al., 2008; deCastro–Arrazola et al., 2023). These ecological services are of particular importance in cattle pastures, where the accumulation of cattle dung can hinder pasture productivity and facilitate the spread of parasites and disease harmful to livestock and human health, with significant economic consequences (Markin & Yoshioka, 1998; Nichols et al., 2008; deCastro–Arrazola et al., 2023).

To enhance dung removal and mitigate sanitary risks in extensive cattle–production systems, several countries have introduced exotic dung beetles, notably *Digitonthophagus gazella* (Fabricius, 1787), a species of Indo–African origin of generalist habits, with a rapid reproductive cycle and high ecological plasticity (Nascimento et al., 1990; Cambefort & Hanski, 1991; Doube et al., 1991; Saueressig & Alves, 1999; Floate et al., 2015; Noriega et al., 2017). *Digitonthophagus gazella* has successfully established populations across the Americas, from the United States to Argentina, including Brazil, where it was introduced for biological control and management of livestock feces due to its high dung removal capacity (Nascimento et al., 1990; Saueressig & Alves, 1999; Alvarez Bohle et al., 2009; Noriega et al., 2017; Noriega et al., 2020). Although programs of dung beetle introduction were an important matter in countries such as Australia and New Zealand that have faced ecosystem services disruption due to their native dung beetle species being incapable of dealing with the dung of introduced domestic animals (cows, horses, and sheep) during British colonization in the 19th century, because the dung beetle species native to these regions have evolved to use marsupial pellets (Emberson & Matthews, 1973; Doube et al., 1991; Edwards, 2009). Although the release of exotic dung beetle species into pastures was not considered a priority in Neotropical countries, the fear of what had happened with the ruin of the Australian cattle industry in the 1960s and the serious problems caused by horn fly (*Haematobia irritans*) encouraged these countries (Fincher et al., 1983; Markin & Yoshioka, 1998; Ridsdill-Smith & Edwards, 2011). Although efficient in terms of dung removal, *D. gazella* may impact native dung beetles by displacing them through competition, monopolizing dung resources, and potentially disrupting ecosystem functions, particularly those linked to large–bodied beetles that perform deep dung burial and intense soil bioturbation (Noriega et al., 2020; Maldaner et al., 2024).

Digitonthophagus gazella can access available resources rapidly and efficiently, and can utilize cattle dung, reproducing at a rate above the average (at least two generations per year) compared to native species of the same body size (Saueressig & Alves, 1999; Floate et al., 2015; Huerta

et al., 2023). Under suitable environmental conditions, the species can disperse rapidly at rates of up to 220 km per year, as reported for Mexico (Kohlmann, 1994). Therefore, *D. gazella* can colonize a broad range of disturbed open areas, mainly utilized for livestock production (Noriega et al., 2017; Noriega et al., 2020; Queiroz et al., 2023) and shows a preference for cattle pats (DBI, 2023). Despite the potential risks, the actual ecological role of *D. gazella* within native dung beetle communities remains poorly understood (but see Matavelli & Louzada, 2008; Queiroz et al., 2023; Maldaner et al., 2025). Two contrasting hypotheses have been proposed: (i) *D. gazella* may act as a strong competitor that suppresses populations of native species (Fincher et al., 1986; Howden & Scholtz, 1986; Young, 2007; Matavelli & Louzada, 2008; Noriega et al., 2017; Filho et al., 2018; Queiroz et al., 2023); or (ii) it may integrate into local communities through a process of functional naturalization, coexisting with native species (Lobo & Montes–de–Oca, 1994; Giraldo–Echeverri et al., 2024). It is therefore important to monitor and report the effects of *D. gazella* on native species in pastures of the Neotropical region (Noriega et al., 2017).

These uncertainties are of particular importance in tropical dry forests, such as the Caatinga biome in northeastern Brazil, a biodiverse, highly seasonal, and heterogeneous ecosystem that harbors a unique dung beetle fauna adapted to the scarce and variable availability of dung produced by vertebrates. Understanding how an introduced and invasive species such as *D. gazella* interacts with native communities in pastures embedded within this biome is critical for assessing the long–term impacts of the species on biodiversity and ecosystem resilience. In this study, we evaluate the effects of *D. gazella* dominance on native dung beetle communities in Caatinga pastures. Specifically, we expected the increasing dominance of *D. gazella* to negatively affect (i) species richness, (ii) abundance and diversity of native dung beetles, (iii) the structure of functional groups, and (iv) to drive community compositional changes. More specifically, we evaluated the effect of this exotic species on the abundance of three native species of similar or larger body–size from the genus *Dichotomius* Hope, 1838 (*D. bos*: 15–26 mm; *D. nisus*: 15–17 mm, and *D. geminatus*: 11–12 mm), chosen because they are paracoprids (as is *D. gazella*: 12–15 mm), widely distributed in pastures of the region and provide most of the ecosystem services in Caatinga pastures (Yokoyama & Kai, 1993; Bang et al., 2005; Milotić et al., 2017; Tissiani et al., 2017; Maldaner et al., 2024). Our study aimed to advance the debate on invasive alien species management and biodiversity conservation in tropical grazing systems.

Material and Methods

Study area

This study was conducted in 21 cattle pastures across four municipalities in the Raso da Catarina, located in the state of Bahia, within the Caatinga biome (Figure 1), a critically endangered ecosystem in Brazil according to the IUCN red list of ecosystems (Ferrer-Paris et al., 2019). This ecoregion is narrow and elongated in the N–S direction with an extension of 30,800 km². The region is a basin of very sandy, deep, and infertile soils, with very flat relief and canyons in the western part. The climate is semi–arid, quite hot and dry, with an average annual temperature ranging from 24 to 27 ºC and an average annual precipitation of around 650 mm, characterized by a markedly seasonal climate with severe droughts (Ab'Sáber, 1974). The predominant vegetation is shrubby and very dense with cacti and bromeliads, and is less thorny than the Caatinga of crystalline soils (Velloso et al., 2002). The vegetation therefore comprises a Seasonally Dry Tropical Forest (da Silva et al., 2017). The delimitation of the sample region was mainly based on soil homogeneity, precipitation regimen, and vegetation structure, which are important ecological conditions for the diversity and composition of native dung beetle communities. The region is considered a priority area for conservation and is known for being an important site for the study of biodiversity (Leal et al., 2003). Deforestation driven by livestock expansion, together with local management practices that promote soil degradation, are among the main threats to the region's wildlife diversity.

Sampling design

To ensure independence among sampling sites, we adopted a minimum distance of two km among pastures. Within each pasture, dung beetles were sampled using six 1 L pitfall traps (12 cm diameter, 12.8 cm depth) buried flush with the ground 50 m apart and partially filled with a solution of water, salt, and detergent to prevent the beetles from escaping. A plastic cover was placed above each trap to protect it from rainfall and direct sunlight. Each trap was baited with 500 g of a mixture of cattle and pig dung (3:1) for 24 hours.

Data analysis

We used Generalized Linear Models (GLMs) and Generalized Additive Models (GAMs) (Zuur et al., 2009) to test the effects of *D. gazella* dominance (considered as the proportion of abundance from the total number of individuals collected, ranging between 0 and 1) on different

attributes of the native dung beetle community. We applied different regression approaches according to the nature and distribution of each response variable. First, we evaluated visual correlations to find the model type to apply to our model (GLM or GAM). The best model to test each relationship between the response variable and dominance of *D. gazella* was then compared with an equivalent null model using Akaike weights (wAICc). As attributes of the native dung beetle community, we computed Hill numbers: ^{0}D (species richness), ^{1}D (exponential of Shannon's index: which corresponds to the number of common or typical species in the community) and ^{2}D (inverse of Simpson's index: which corresponds to the number of very abundant or dominant species in the community) (Hill, 1973; Jost, 2006). In addition, we calculated evenness using the ratio $^{1}D/^{0}D$, as proposed by Jost (2010). To evaluate the effects of *D. gazella* on the functional groups of native dung beetles, we classified the species according to body size (Hanski & Cambefort, 1991): large (>10 mm) or small (<10 mm), as well as food relocation behavior (Halffter & Matthews, 1966): paracoprid, that digs tunnels directly beneath a dung pile; telecoprid, that forms dung into balls and rolls them away from the dung source to bury; and endocoprid, that lives, eats, and breeds within the dung pat itself. To run the analyses, we removed the abundance of *D. gazella* from the dataset in order to evaluate its dominance on only the native set of dung beetle species.

For count–based responses, such as species richness and number of individuals, we used Generalized Linear Models (GLMs) with Poisson or Negative Binomial distributions, depending on the presence of overdispersion (Zuur et al., 2009). Models were compared with null models through AICc computed from MuMIn (Bartoń, 2015). The lowest AICc model was considered plausible, but the significance of the p–value was adopted to determine the best model. For continuous community metrics, such as evenness and diversity (^{1}D and ^{2}D Hill numbers), which showed non–linear trends, we employed Generalized Additive Models (GAMs) using the mgcv package (Wood, 2011). To avoid overfitting and control model complexity, we used cross–validation to determine the optimal degree of smoothing, but setting a limit of five effective degrees of freedom (Zuur et al., 2009). The model fits were checked using the DHARMa package (Hartig, 2024) and conventional validation through residual visualization (Zuur et al., 2009). We followed conventional family distributions for each data type and tested the assumptions, adjusting the distribution where necessary (Zuur et al., 2009).

To assess whether the proportional dominance of *D. gazella* influenced the composition of native dung beetle species, we performed a permutational multivariate analysis of variance (PERMANOVA) using the '*adonis2*()' function from the vegan package in R (Oksanen et al.,

2013). The analysis was performed on a sites x species matrix considering Jaccard–based dissimilarity using presence–absence data and Bray–Curtis on abundance (excluding *D. gazella*). The proportional abundance of *D. gazella* at each site was used as a continuous predictor. A total of 999 permutations were performed under a reduced model. The amount of variance explained by the model (R^2), F–statistic, and significance level were recorded to evaluate the relationship between *D. gazella* dominance and native community composition changes.

Finally, we also conducted a non–metric multidimensional scaling (NMDS) ordination using the same dissimilarity matrix to visualize differences in species composition along the gradient of *D. gazella* dominance. Goodness–of–fit (stress value) was used to evaluate ordination quality, and the relationship between ordination scores and *D. gazella* proportions was assessed with the 'envfit()' function. All parametric and non–parametric analyses were performed in R version 4.4.1 (R Core Team, 2024).

Results

We recorded a total of 4,858 individuals of *D. gazella* representing 19% of the total number of beetles collected (Table S1). The species was present in all surveyed cattle ranches, with a mean abundance (± SD) of 231.33 ± 306.30 individuals per site, ranging from 1 to 1,178 individuals (Table S1). *Digitonthophagus gazella* consistently exerted negative effects on native dung beetle communities composed of 29 species (Table S1), with species richness (Figure 2a) and total number of individuals (Figure 2b) both declining as the dominance of the exotic species increased (Table S2).

A significant non–linear relationship was found between the increased proportional dominance of *D. gazella* and native dung beetle diversity (Figure 3, Table S2). As the proportional abundance of *D. gazella* increased between 0.2 and 0.4, there was a more accentuated loss of typical or common (^{1}D: edf = 3.55, F = 3.31, p = 0.0299, Figure 3a) and dominant (^{2}D: edf = 3.43, F = 3.34, p = 0.0281, Figure 3b) species, suggesting that moderate to high levels of the exotic species dominance are associated with substantial losses in diversity. Although the relationship between *D. gazella* dominance and evenness was not significant (F = 3.08, p = 0.061, Table S2), evenness increased to a certain point and then began to drop when the dominance values exceeded 50% (Figure 3c).

The dominance of *D. gazella* affected both species richness and abundance of dung beetle functional groups according to their body size (Figure 4, Table S2). For large–bodied species, richness significantly declined with increasing dominance of *D. gazella* ($\beta = -3.209$, $p = 0.004$, Figure 4a). Similarly, large–bodied species abundance showed a strong negative relationship with *D. gazella* ($\beta = -2.513$, $p < 0.001$, Figure 4b). On the other hand, small–bodied species richness showed a negative trend and the relationship exhibited a weaker response ($\beta = -0.360$, $p = 0.182$, Figure 4c). However, small–bodied species abundance significantly declined in relation to the exotic species dominance ($\beta = -2.960$, $p < 0.001$; Figure 4b).

We observed strong negative responses of the functional groups related to food relocation behavior to the increasing dominance of *D. gazella* in pastures (Figure 5, Table S2). The richness of paracoprid species significantly declined as the proportional abundance of *D. gazella* increased (GLM, $p < 0.05$; Figure 5a). A similar pattern was found for paracoprid abundance, which presented a non–linear decline (GLM with negative binomial distribution, $p < 0.01$; Figure 5b). Endocoprid species were also negatively affected, with their total abundance dropping sharply in pastures where *D. gazella* was dominant (GLM, $p < 0.01$; Figure 5c). In contrast, telecoprid species showed no significant response (Figure S1).

NMDS ordination revealed consistent patterns of compositional differentiation in response to the predominance of the exotic species (Figure 6). Based on both Jaccard (stress = 0.195) and Bray–Curtis (stress = 0.181) dissimilarities, there were clear shifts in community composition across pastures, with the “prop_dgazella” vector pointing toward communities from sites with higher dominance of exotic species (e.g., P12, P13, P15). A clear separation of pastures was observed according to the presence of *D. gazella* (Figure 6a), but this trend was more pronounced in the abundance–based ordination (Bray–Curtis; Figure 6b). Communities from sites with low to intermediate dominance (yellow to orange) tended to cluster more closely, whereas those from high–dominance sites (red) appeared more distinct, indicating strong community species turnover. These visual patterns were supported by the PERMANOVA results. Using Bray–Curtis dissimilarity, the proportional abundance of *D. gazella* explained 20.1% of the variation in the native assemblage structure ($F = 4.78$, $p = 0.001$). With Jaccard dissimilarity, the effect remained significant, accounting for 16.8% of the variation ($F = 3.84$, $p = 0.001$). Altogether, these results indicate that the higher dominance of *D. gazella* is associated with pronounced shifts in the native dung beetle fauna composition.

The response of the three medium– and large–bodied species of the genus *Dichotomius* revealed that *Digitonthophagus gazella* dominance can affect important dung beetles functioning in the cattle pastures of the study region (Figure 7, Table S2). For instance, the abundance of *D. nisus* was negatively affected by the dominance of *D. gazella* ($\beta = -2.36$, $z = -4.41$, $p < 0.001$, Figure 7a). Similarly, *D. geminatus*, of medium body size, also showed a significant negative response ($\beta = -4.16$, $z = -3.33$, $p < 0.001$, Figure 7b). In contrast, the dominance of *D. gazella* did not affect *D. bos* ($\beta = -1.32$, $z = -1.02$, $p = 0.31$), suggesting a weak or null effect on that particular species (Table 1; Figure 7c).

Discussion

Our results provide strong evidence that the introduced dung beetle *Digitonthophagus gazella* negatively impacts native dung beetle fauna from cattle pastures of the Raso da Catarina ecoregion within the threatened Caatinga biome of Brazil. Our results align with the hypothesis (i) in which *D. gazella* can be considered an important invasive alien species that affects native communities (Filho et al., 2018), rather than the naturalization proposed by hypothesis (ii), in which *D. gazella* could be considered a species that integrates into native dung beetle communities with no evident effect (Giraldo–Echeverri et al., 2024). This species exerts a marked influence on multiple community ecological attributes with significant reductions in species richness, abundance, diversity, and evenness, as well as changes in species composition and functional groups, particularly on large–bodied species of paracoprid habits. Although restricted to open pastures, *D. gazella* shows a high potential for ecological interference, likely through competitive exclusion and resource monopolization. Such a pattern could align with the process of biotic homogenization, in which an invasive alien species reduces the ecological distinctiveness of the preexisting local communities (Olden & Rooney, 2006; Florencio et al., 2013).

The distribution of *D. gazella* in the Neotropics is restricted to open habitats (Noriega et al., 2006; Noriega et al., 2010), avoiding forested areas, which represents a barrier to its dispersion (Lobo & Monte de Oca, 1994). The species seems to be incapable of colonizing native vegetation, even in savanna–like vegetation such as Caatinga. When collecting, the species is very rare (up to two individuals in occasional captures along trails or forest clearings) to absent from native vegetation, according to previous surveys (Queiroz et al., 2023; C. Dos–Reis, unpublished data) and confirming that observed by Giraldo–Echeverri et al. (2024) in a tropical

dry forest livestock landscape in northern Colombia. In our study region, the exotic species is more strongly associated with cattle and pig excrement and seems to be sensitive to changes in the vegetation structure of livestock pastures, as its abundance drops drastically with increases in vegetation density. The mere presence of native shrubs is sufficient to reduce *D. gazella* abundance to less than half, thereby contributing to an increase in native species, adapted to forested areas (Queiroz et al., 2023; C. Dos–Reis, unpublished data).

The increasing dominance of *D. gazella* was also associated with marked declines in diversity of common (^{1}D) and dominant (^{2}D) species. Although the relationship was not linear, 40% dominance drives a drastic negative response in both diversity metrics, while an increased dominance of 60–80% implies the loss of two–thirds of the diversity, suggesting not only loss of the species that make up the core of the communities of native dung beetles that utilize pastures (comprising six species that account for about 75% of the total abundance, see Table S2), but also the erosion of pasture functioning. The displacement of dominant native fauna by *D. gazella* may compromise key ecological services such as deep dung burial, nutrient redistribution, and soil bioturbation (i.e., aeration and water infiltration), which are important for the sustainable management and health of pastures (Maldaner et al., 2024). In addition, evenness responds markedly when *D. gazella* dominance exceeds 50% in the pastures. This finding may reflect a trend toward the numerical homogenization of native dung beetle communities, suggesting that dominance of the exotic species likely suppresses the most abundant native taxa, resulting in relatively equal but lower abundances across the remaining species. Changes in species evenness within native communities merit attention, as an increased abundance of invaders can drive numerical restructuring of communities long before species are threatened with extinction (Chapin III et al., 2000; Bradley et al., 2019).

Digitonthophagus gazella utilizes fresh, firm to semi–liquid cattle dung, giving it a certain advantage over native beetle species, which are adapted to the use of drier, smaller mammalian excrement from ungulates, primates, and felines. Mammal defaunation due to land–use change related to the expansion of cattle farming drives changes in many tropical dung beetle communities (Fuzessy et al. 2021) and leads to a reduction in their biomass (Raine & Slade, 2019). Our results suggest that the impact of *D. gazella* varied according to body size, with large–bodied dung beetles being particularly affected. These species are relatively important due to the amount of excrement they can remove, added to having a single reproductive event per year and requiring more time to complete their life cycle, which can potentially impact population stability and make them more vulnerable to niche overlap (Hanski & Cambefort,

1991; Saueressig & Alves, 1999; Huerta et al., 2023). This contrasts with the findings of Giraldo–Echeverri et al. (2024), who reported that *D. gazella* shares resources and coexists for more than 96 hours with several native dung beetle species from the dry forests of northern Colombia. On the other hand, smaller species appeared tolerant of *D. gazella* dominance, suggesting a potential functional reshaping of dung beetle communities that inhabit the pastures. In fact, a hyper–dominance of small sized beetles in tropical pastures could be expected (Nichols et al., 2008), and cases have been already confirmed in this region (C. Dos–Reis, unpublished data), due to the suppression of large beetle species, as has also been observed in extensive treeless pastures in Yucatán, Mexico (Alvarado et al., 2019). However, we do not know if this is a result of community reorganization due to land–use changes, or whether the presence of this invasive exotic species synergistically modulates this reshaping.

The observed decline in both paracoprid and endocoprid dung beetles with increasing *D. gazella* abundance suggests a broad interference across the different food relocation behaviors. This pattern may reflect the fact that *D. gazella*, as a species of paracoprid habits, competes more directly with other species that exhibit similar behavior (Hanski & Cambefort, 1991). In contrast to the telecoprids, paracoprid and endocoprid species often exploit dung resources at or underneath the deposition site, leading to greater overlap in spatial and temporal resource use (Halffter & Edmonds, 1982; Hanski & Cambefort, 1991). The decline of paracoprid and endocoprid species may therefore indicate resource monopolization by *D. gazella*, a species known for its rapid colonization of cattle dung, short reproductive cycle, and high population growth (Saueressig & Alves, 1999; Floate et al., 2015; Noriega et al., 2020). A female of *D. gazella* can produce 100 offspring during her lifetime (Blume & Aga, 1978), with at least two generations produced per year. The telecoprids' lack of response may be attributed to their unique behavior of rolling and burying dung balls at a distance from the source. This relocation strategy effectively reduces direct competition and is recognized as a key mechanism promoting functional complementarity and species coexistence in dung beetle communities (Cambefort & Hanski, 1991).

As indicated by NMDS ordination and corroborated by PERMANOVA analyses, native dung beetle community composition changes were related to *D. gazella* dominance. Our results suggest that this species can act as an ecological filter, driving compositional homogeneity. The proportion of variance explained by *D. gazella* in native community structure (~16–20%) highlights its potential role as a modulator of taxonomic and functional shifts in dung beetle fauna inhabiting pastures of the Caatinga. In general, two patterns emerged with the presence

of *D. gazella* in the pastures: (i) at low to intermediate dominance, competition may increase evenness and produce numerical homogenization, and (ii) at high dominance, communities apparently experience local extinctions and become more dissimilar from one another. These are aspects that require exploration in further studies.

In general, species of the genus *Dichotomius*, recognized for being of medium to large body size (ranging from 5 mm to 38 mm in length), are important in tropical pastures; 17 of the 170 valid species are common in Brazilian pastures (Tissiani et al., 2017). In our study, *D. nisus* and *D. geminatus*, known for their important role in dung removal in Caatinga pastures (C. Dos–Reis, unpublished data), exhibited marked declines under high *D. gazella* abundance. This raises concerns about the loss of essential ecosystem functions linked to native paracoprid activity. Interestingly, *D. bos* did not show a significant response, possibly due to niche differentiation, behavioral tolerance, or use of distinct microhabitats, factors that merit further investigation. However, *D. bos* is likely a direct competitor of *D. nisus*, which may already be under pressure from interspecific competition with other native species.

In general, few ecological studies have been conducted under field conditions to assess coexistence and interspecific competition in the presence of *D. gazella*. de Oca & Halffter (1995) documented the direct exclusion of *Onthophagus batesi*, a species smaller than *D. gazella*, in Mexico. In contrast, the abundance of *D. gazella* and *Onthophagus marginicollis*, a small–sized species (~ 7 mm long), was similar, and both species shared the resource (Giraldo–Echeverri et al., 2024). Interestingly, although *D. gazella* has also proven capable of competing successfully with larger species, this species can affect both large and small beetles at the community level. Similar patterns were reported by Filho et al. (2018) in Brazilian pastures. Although *D. gazella* was introduced into livestock systems for sanitary purposes, it is evident that rigorous monitoring and risk assessment programs were not implemented prior to its release in Neotropical countries, particularly when compared to the long–term monitoring efforts conducted in Australia (Edwards, 2009). Some native tropical dung beetles could have been considered from the outset as effective sanitary agents, avoiding the need for exotic introductions. Our findings underscore the potential ecological risks posed by *D. gazella*, particularly in pastures of the tropical dry forests.

Even though *D. gazella* is recognized as an efficient remover of dung, the reason it was introduced in many tropical and subtropical cattle pastures is that it rapidly digs numerous but shallow tunnels that do not reach 25 cm in depth, compared with native paracoprids that can

easily dig tunnels deeper than 100 cm (DBI, 2023; Maldaner et al., 2024). However, even if the high abundance of *D. gazella* in pastures could compensate for the rate of cattle dung removal, other ecosystem services could be compromised. For instance, the quantity of soil removed in terms of burial depth impacts nutrient circulation, water infiltration, and soil aeration, with potential long–term effects on soil conditions.

Since government agencies selected certain morphological traits and released (or recommended the release of) only large, non-deformed individuals, they may have promoted populations with greater potential for invasion and establishment success (Nascimento et al., 1990; Duncan, 2016; Stanbrook–Buyer & Allen, 2025). Moreover, other factors, such as climatic changes related to temperature and relative humidity variation, may differentially regulate long–term shifts of the invasive species *D. gazella* and their impact on local dung beetle diversity (García et al., 2022). Long–term climate variations could prevent or favor the invasion of introduced species, modifying the structure of local communities and driving shifts in stability and resilience of ecosystems, which in turn could alter the relationships of species dominance and cause loss of biodiversity, with consequences for ecosystem functioning (García et al., 2022).

Projections suggest that half of the native dung beetle species inhabiting South American pastures are expected to experience geographic range contractions, while *D. gazella* will expand its distribution, particularly under ongoing climate change (Maldaner et al., 2025). Recent evidence shows that the Brazilian Cerrado is becoming warmer and drier; conditions that should favor the dominance of *D. gazella*, since the increased temperatures can accelerate their metabolism and reproduction rate (García et al., 2022). Under such a scenario, *D. gazella* may expand without precedent through Neotropical tropical pastures, as their populations seem to be taking advantage of the low levels of competition from native dung beetle communities. In Neotropical pastures, such as those in Caatinga, it is likely that this invasive species will not occupy empty niches, increasing the realized trait space of the community, as proposed when it was introduced in Brazil during the 1990s (Noriega et al., 2020; Saueressig & Alves, 1999). Direct negative effects of *D. gazella* on native species have been reported in pastures in the state of Georgia, USA, where the species competes directly with local dung beetles (Young, 2007). In Texas, *D. gazella* accounted for 23% of all individuals captured in open pastures, and its abundance increased 3.6–fold in a single year, from 3,202 to 11,709 individuals, while the native species declined sharply (Fincher et al., 1986). Similar effects have also been documented in pastures of Colombia, where the species has altered native communities and competitive dynamics (Noriega et al., 2017).

The strength and nature of the impacts of invasive alien species often vary depending on the stage of invasion and the time elapsed since introduction. Since *D. gazella* was introduced relatively recently in South America (less than 40 years ago), with no monitoring or reporting of its spread in Brazil, native communities may still be undergoing a reassembly process, with lagged effects becoming more pronounced over time (Crooks, 2005). This process is likely dynamic and multifactorial rather than simple or direct and may depend on local features such as cattle density, retention of trees in pastures, management practices (e.g., use of antiparasitics), and landscape context (e.g., forest cover amount, fragmentation). Such factors may partially explain the idiosyncratic responses reported across different studies and countries (Noriega et al., 2020). It is known that Neotropical dung beetle diversity responds positively to vegetation structural complexity, facilitating colonization or recolonization by native species (Halffter & Matthews, 1966; Reis et al., 2023). For this reason, silvopastoral systems reinforced with patches of forest at the landscape scale may represent a reliable alternative to promote the retention of native species and their ecosystem services (Giraldo et al., 2011). Importantly, the outcome of invasion may also depend on the diversity of native dung beetle communities, which are expected to respond differently to the arrival and establishment of *D. gazella*. These responses range from invasive dynamics with strong negative effects (Fincher et al., 1986; Young, 2007; Matavelli & Louzada, 2008; Noriega et al., 2017; Filho et al., 2018; Queiroz et al., 2023) to apparent naturalization with no clear detriment to the native communities (Lobo & Montes–de–Oca, 1994; Giraldo–Echeverri et al., 2024). In such cases, competitive exclusion may act as a primary limiting factor for colonization success, of potentially greater importance than the species' own traits, as has been observed in both North American and Australian cattle pastures (Noriega et al., 2020).

Digitonthophagus gazella begins its activity with the first rains and, due to its rapid reproductive cycle, its populations can increase in size quickly during the wet season (de Oca & Halffter, 1995; Floate et al., 2015). In our study region, sampling was conducted during the rainy period, when dung beetle activity is highest, which means that our data represent only a specific time window of community dynamics. Year–round monitoring would therefore be valuable to assess how *D. gazella* dominance fluctuates over time and across seasons. For instance, Filho et al. (2018) reported that the response of communities and functional groups to *D. gazella* dominance can change over time. This is particularly relevant in regions such as the Caatinga biome, which are severely affected by drought, when dung beetle activity in the pastures is drastically reduced. However, during such dry periods, *D. gazella* and a few native

species, such as *Ateuchus semicribratus* and *D. geminatus*, may remain active (C. Dos–Reis, pers. obs.).

In conclusion, our findings demonstrate that the increasing dominance of *D. gazella* has strong negative effects on native dung beetles in the Caatinga pastures. This study highlights the need for long–term monitoring of introduced species, especially in biodiverse yet fragile biomes such as the tropical dry forests. Conservation efforts should prioritize the preservation of native vegetation and consider sustainable cattle production practices such as silvopastoral systems and the regulation of the use of antiparasitics that may buffer the impacts of invasive species while promoting native species. Future research should assess the functional consequences of invasive alien species dominance across seasons and landscape contexts and determine the thresholds beyond which ecosystem services are irreversibly compromised.

Acknowledgements

C. Dos–Reis thanks CAPES (Coordination for the Improvement of Higher Education Personnel – Brazil – Funding Code 001) for his doctoral scholarship. This research was supported by a Rufford Small Grant (No. 36296–1). Thanks are due to CEPEC–CEPLAC, the Brazilian Ministry of Agriculture, and Instituto de Ecología, A. C., for laboratory support and infrastructure. J.H.C. Delabie acknowledges his CNPq research productivity fellowship.

Authors' Contributions

C. Dos–Reis, J.H.C. Delabie, and F. Escobar conceived and designed the study. C. Dos–Reis collected and analyzed the data. C. Dos–Reis wrote the first draft of the manuscript under the supervision of J.H.C. Delabie and F. Escobar. All authors reviewed and contributed substantially to the final version of the manuscript.

References

Ab'Saber, A. N. (1974). O domínio morfoclimático semi–árido das caatingas brasileiras. *Geomorfologia*, (43), 1–39.

Alvarado, F., Dáttilo, W., & Escobar, F. (2019). Linking dung beetle diversity and its ecological function in a gradient of livestock intensification management in the Neotropical region. Applied Soil Ecology, 143, 173-180. https://doi.org/10.1016/j.apsoil.2019.06.016

Alvarez Bohle, M. C., Damborsky, M. P., Bar, M. E., & Ocampo, F. C. (2009). Registros y distribución de la especie afroasiática *Digitonthophagus gazella* (Coleoptera: Scarabaeidae: Scarabaeinae) en Argentina. *Revista de la Sociedad Entomológica Argentina*, 68.

Aravind, N. A., Shaanker, M. U., Bhat, H.N., P., Charles, B., Shaanker R, U., Shah, M. A., & G, R. (2022). Niche shift in invasive species: is it a case of "home away from home" or finding a "new home"? *Biodiversity and Conservation*, *31*(11), 2625–2638. https://doi.org/10.1007/s10531–022–02447–0

Bang, H. S., Lee, J. H., Kwon, O. S., Na, Y. E., Jang, Y. S., & Kim, W. H. (2005). Effects of paracoprid dung beetles (Coleoptera: Scarabaeidae) on the growth of pasture herbage and on the underlying soil. Applied soil ecology, 29(2), 165–171.

Bartoń, K. (2024). MuMIn: Multi–Model Inference. R package version 1.48.4

Blackburn, T. M., Pyšek, P., Bacher, S., Carlton, J. T., Duncan, R. P., Jarošík, V., ... & Richardson, D. M. (2011). A proposed unified framework for biological invasions. Trends in ecology & evolution, 26(7), 333–339. https://doi.org/10.1016/j.tree.2011.03.023

Blume, R. R., & Aga, A. (1978). *Onthophagus gazella* F.: progress of experimental release in South Texas.

Bradley, B. A., Laginhas, B. B., Whitlock, R., Allen, J. M., Bates, A. E., Bernatchez, G., ... & Sorte, C. J. (2019). Disentangling the abundance–impact relationship for invasive species. Proceedings of the National Academy of Sciences, 116(20), 9919–9924. https://doi.org/10.1073/pnas.1818081116

Broennimann, O., Fitzpatrick, M. C., Pearman, P. B., Petitpierre, B., Pellissier, L., Yoccoz, N. G., ... & Guisan, A. (2012). Measuring ecological niche overlap from occurrence and spatial environmental data. Global ecology and biogeography, *21*(4), 481–497. https://doi.org/10.1111/j.1466–8238.2011.00698.x

Catford, J. A., Bode, M., & Tilman, D. (2018). Introduced species that overcome life history tradeoffs can cause native extinctions. Nature communications, 9(1), 2131. https://doi.org/10.1038/s41467–018–04491–3

Chapin III, F. S., Zavaleta, E. S., Eviner, V. T., Naylor, R. L., Vitousek, P. M., Reynolds, H. L., Hooper, D. U., Lavorel, S., Sala, O. E., Hobbie, S. E., & Mack, M. C. (2000). Consequences of changing biodiversity. Nature, 405(6783), 234–242. https://doi.org/10.1038/35012241

Crooks, J. A. (2005). Lag times and exotic species: The ecology and management of biological invasions in slow–motion1. Ecoscience, 12(3), 316–329. https://doi.org/10.2980/i1195–6860–12–3–316.1

da Silva, J. M. C., Leal, I. R., & Tabarelli, M. (Eds.). (2018). Caatinga: the largest tropical dry forest region in South America. Springer. https://doi.org/10.1007/978-3-319-68339-3

de Oca T, E. M., & Halffter, G. (1995). Daily and seasonal activities of a guild of the coprophagous, burrowing beetle (Coleoptera Scarabaeidae Scarabaeinae) in tropical grassland. Tropical Zoology, 8(1), 159–180. https://doi.org/10.1080/03946975.1995.10539277

deCastro-Arrazola, I., Andrew, N. R., Berg, M. P., Curtsdotter, A., Lumaret, J. P., Menéndez, R., ... & Hortal, J. 2023. A trait-based framework for dung beetle functional ecology. Journal of Animal Ecology, 92(1), 44–65. https://doi.org/10.1111/1365–2656.13829

Doube, B. M., MacQueen, A., Ridsdill–Smith, T. J., & Weir, T. A. (1991). Native and introduced dung beetles in Australia. In I. Hanski & Y. Cambefort (Eds.), Dung beetle ecology (pp. 230–241). Princeton University Press.

Duncan, R. P. (2016). How propagule size and environmental suitability jointly determine establishment success: a test using dung beetle introductions. Biological Invasions, 18(4), 985–996. https://doi.org/10.1007/s10530–016–1083–8

Dung Beetle Innovations (DBI). 2025. Dung Beetle Fact Sheet: 3 – *Digitonthophagus gazella*. Available at https://dungbeetles.co.nz/about–beetles/ (accessed on 23 august 2025).

Edwards, P. (2009). Introduced Dung Beetles in Australia 1967–2007: current status and future directions. Dung Beetles for Landcare Farming Committee.

Emberson, R. M., & Matthews, E. G. (1973). Introduced Scarabaeinae (Coprinae) (Coleoptera) in New Zealand. New Zealand Entomologist, *5*(3), 346–350.

Ferrer-Paris, J. R., Zager, I., Keith, D. A., Oliveira-Miranda, M. A., Rodríguez, J. P., Josse, C., ... & Barrow, E. (2019). An ecosystem risk assessment of temperate and tropical forests of the Americas with an outlook on future conservation strategies. Conservation letters, 12(2), e12623. https://doi.org/10.1111/conl.12623

Filho, W. M., Flechtmann, C. A., Godoy, W. A., & Bjornstad, O. N. (2018). The impact of the introduced *Digitonthophagus gazella* on a native dung beetle community in Brazil during 26 years. Biological Invasions, 20(4), 963–979. https://doi.org/10.1007/s10530–017–1603–1

Fincher, G. T., Stewart, T. B., & Hunter III, J. S. (1983). The 1981 distribution of *Onthophagus gazella* Fabricius from releases in Texas and *Onthophagus taurus* Schreber from an unknown release in Florida (Coleoptera: Scarabaeidae). The Coleopterists Bulletin, 159–163.

Fincher, G.T., Blume, R.R., Hunter III, J.S. & Beerwinkle, K.R. (1986). Seasonal Distribution and Diel Flight Activity of Dung–Feeding Scarabs in Open and Wooded Pasture in East–Central Texas. Southwestern Entomologist, 10, 1–35.

Floate, K. D., Watson, D. W., Coghlin, P., & Olfert, O. (2015). Degree–day models for development of the dung beetles *Onthophagus nuchicornis*, O. taurus, and *Digitonthophagus gazella* (Coleoptera: Scarabaeidae), and the likelihood of *O. taurus* establishment in southern

Alberta, Canada. The Canadian Entomologist, 147(5), 617–627. https://doi.org/10.4039/tce.2014.70

Florencio, M., Cardoso, P., Lobo, J. M., de Azevedo, E. B., & Borges, P. A. (2013). Arthropod assemblage homogenization in oceanic islands: the role of indigenous and exotic species under landscape disturbance. Diversity and Distributions, 19(11), 1450–1460. https://doi.org/10.1111/ddi.12121

Fuzessy, L.F., Benítez-López, A., Slade, M.L., Bufalo, F. S. Magro-de-Souza, G. C., Pereira, L.A., Culot, L. (2021). Identifying the anthropogenic drivers of declines in tropical dung beetle communities and functions, *Biological Conservation*, 256, 109063. https://doi.org/10.1016/j.biocon.2021.109063

Garcia, A. G., Mesquita Filho, W., Flechtmann, C. A., Lockwood, J. L., & Bonachela, J. A. (2022). Alternative stable ecological states observed after a biological invasion. Scientific reports, 12(1), 20830. https://doi.org/10.1038/s41598–022–24367–3

Giraldo, C., Escobar, F., Chara, J. D., & Calle, Z. (2011). The adoption of silvopastoral systems promotes the recovery of ecological processes regulated by dung beetles in the Colombian Andes. Insect Conservation and Diversity, 4(2), 115–122. https://doi.org/10.1111/j.1752–4598.2010.00112.x

Giraldo–Echeverri, C., Montoya–Molina, S., Montoya–Lerma, J., Chará, J., & Escobar, F. (2024). Is *Digitonthophagus gazella* undergoing a naturalization process? A study case in a tropical dry forest of northern Colombia. Caldasia, 46(3), 603–615. https://doi.org/10.15446/caldasia.v46n3.105526

Halffter, G., & Edmonds, W. D. (1982). The nesting behavior of dung beetles (Scarabaeinae). An ecological and evolutive approach.

Halffter, G., & Matthews, E. G. (1966). The natural history of dung beetles of the subfamily Scarabaeinae (Coleoptera, Scarabaeidae).

Hanski, I., & Cambefort, Y. (1991). Competition in dung beetles. In I. Hanski, & Y. Cambefort (Eds.), Dung beetle ecology (pp. 305–329). Princeton University Press.

Hanski, I., & Cambefort, Y. (Eds.). (1991). Dung beetle ecology. Princeton University Press.

Hartig, F. (2024). DHARMa: Residual Diagnostics for Hierarchical (Multi–Level / Mixed) Regression Models. R package version 0.4.7.

Hill, M.O. (1973), Diversity and Evenness: A Unifying Notation and Its Consequences. Ecology, 54: 427–432. https://doi.org/10.2307/1934352

Howden, H. F., & Scholtz, C. H. (1986). Changes in a Texas dung beetle community between 1975 and 1985 (Coleoptera: Scarabaeidae, Scarabaeinae). The Coleopterists' Bulletin, 313-316. https://www.jstor.org/stable/4008294

Huerta, C., Cruz–Rosales, M., González–Vainer, P., Chamorro–Florescano, I., Rivera, J. D., & Favila, M. E. (2023). The reproductive behavior of Neotropical dung beetles. Frontiers in Ecology and Evolution, 11, 1102477. https://doi.org/10.3389/fevo.2023.1102477

Hui, C., & Richardson, D. M. (2019). How to invade an ecological network. Trends in ecology & evolution, 34(2), 121–131. https://doi.org/10.1016/j.tree.2018.11.003

Jost, L. (2006). Entropy and diversity. Oikos 113:363–375. https://doi.org/10.1111/j.2006.0030–1299.14714.x

Jost, L. (2010). The relation between evenness and diversity. Diversity. 2(2). 207–232. https://doi.org/10.3390/d2020207

Kehoe, R., Frago, E., & Sanders, D. (2021). Cascading extinctions as a hidden driver of insect decline. Ecological Entomology, 46(4), 743–756. https://doi.org/10.1111/een.12985

Kohlmann, B. (1994). A preliminary study of the invasion and dispersal of *Digitonthophagus gazella* (Fabricius, 1797) in Mexico (Coleoptera: Scarabaeidae: Scarabaeinae). Acta Zoológica Mexicana (N.S), (61), 35–42.

Kumschick, S., Devenish, A., Kenis, M., Rabitsch, W., Richardson, D. M., & Wilson, J. R. (2016). Intentionally introduced terrestrial invertebrates: patterns, risks, and options for management. Biological Invasions, 18(4), 1077–1088.

Leal, I. R., Tabarelli, M., & da Silva, J. M. C. (Eds.). (2003). Ecologia e conservação da Caatinga. Editora Universitária UFPE.

Levine, J. M., Vilà, M., Antonio, C. M. D., Dukes, J. S., Grigulis, K., & Lavorel, S. (2003). Mechanisms underlying the impacts of exotic plant invasions. Proceedings of the Royal Society of London. Series B: Biological Sciences, 270(1517), 775–781. https://doi.org/10.1098/rspb.2003.2327

Lobo, J. M., & Montes de Oca, E. (1994). Local distribution and coexistence of *Digitonthophagus gazella* (Fabricius, 1787) and *Onthophagus batesi* Howden & Cartwright, 1963 (Coleoptera: Scarabaeidae).

Maldaner, M. E., Costa–Silva, V. D., & Vaz–de–Mello, F. Z. (2024). Dung beetles in South American pasturelands. Biota Neotropica, 24(1), e20231567. https://doi.org/10.1590/1676–0611–BN–2023–1567

Maldaner, M. E., da Silva, R. J., de Mello, G., Lemes, P., & Vaz–de–Mello, F. Z. (2025). Effects of climate change on the distribution of dung beetle species in South American pasturelands. In Innovative Conservation Techniques and Perspectives (pp. 201–208). Academic Press.

Markin, G. P., & Yoshioka, E. R. (1998). Biological Control of the Horn Fly, *Haematobia irritans* L., in Hawai'i (Diptera: Muscidae).

Matavelli, R. A., & Louzada, J. N. C. (2008). Invasão de áreas de savana intra–amazônicas por *Digitonthophagus gazella* (Fabricius, 1787) (Insecta: Coleoptera: Scarabaeidae). Acta Amazonica, 38, 153–158. https://doi.org/10.1590/S0044–59672008000100017

Milotić, T., Quidé, S., Van Loo, T., & Hoffmann, M. (2017). Linking functional group richness and ecosystem functions of dung beetles: an experimental quantification. Oecologia, 183, 177–190. https://doi.org/10.1007/s00442–016–3756–5

Nascimento, Y. A., Bianchin, I., & Honer, M. R. (1990). Instruções para a criação do besouro africano *Onthophagus gazella* em laboratório. Embrapa. Comunicado técnico, n33 1–5.

Nichols, E., Spector, S., Louzada, J., Larsen, T., Amézquita, S., Favila, M. E., & Network, T. S. R. (2008). Ecological functions and ecosystem services provided by Scarabaeinae dung beetles. Biological conservation, 141(6), 1461–1474. https://doi.org/10.1016/j.biocon.2008.04.011

Noriega, J. A., Delgado, O., Blanco, J. I., Gámez, J., & Clavijo, J. (2017). Introduction, establishment, and invasion of *Digitonthophagus gazella* (Fabricius, 1787)(Coleoptera: Scarabaeinae) in the savannas of Venezuela and Colombia. Natural Resources, 8(5), 370–381.

Noriega, J. A., Floate, K. D., Génier, F., Reid, C. A., Kohlmann, B., Horgan, F. G., ... & Lobo, J. M. (2020). Global distribution patterns provide evidence of niche shift by the introduced African dung beetle *Digitonthophagus gazella*. Entomologia Experimentalis et Applicata, 168(10), 766–782. https://doi.org/10.1111/eea.12961

Oksanen, J., et al. (2024). Package 'vegan'. Community ecology package. R package version 2.6–6.1.

Olden, J. D., & Rooney, T. P. (2006). On defining and quantifying biotic homogenization. Global Ecology and Biogeography, 15(2), 113–120. https://doi.org/10.1111/j.1466–822X.2006.00214.x

Otto, S. P. (2018). Adaptation, speciation and extinction in the Anthropocene. Proceedings of the Royal Society B, 285(1891), 20182047. https://doi.org/10.1098/rspb.2018.2047

Pyšek, P., Blackburn, T. M., García–Berthou, E., Perglová, I., & Rabitsch, W. (2017). Displacement and local extinction of native and endemic species. *In Impact of biological invasions on ecosystem services* (pp. 157–175). Cham: Springer International Publishing.

Pyšek, P., Hulme, P. E., Simberloff, D., Bacher, S., Blackburn, T. M., Carlton, J. T., ... & Richardson, D. M. (2020). Scientists' warning on invasive alien species. Biological Reviews, 95(6), 1511–1534. https://doi.org/10.1111/brv.12627

Queiroz, I., Dos–Reis, C., & Delabie, J. H. C. (2023). Impacto da introdução do rola–bosta africano, *Digitonthophagus gazella* (Fabricius, 1787) (Coleoptera: Scarabaeidae: Scarabaeinae), em usos da terra na caatinga do nordeste da Bahia, Brasil. Agrotrópica 35(2,3): 169 – 172

R Core Team (2024). R: A Language and Environment for Statistical Computing. R Foundation for Statistical Computing, Vienna, Austria. <https://www.R–project.org/>.

Raine, E.H., Slade, E.M. (2019). Dung beetle–mammal associations: methods, research trends and future directions. Proc Royal Soc B 286:20182002. https://doi.org/10.1098/rspb.2018.2002

Reis, C., Zarucki, M., Delabie, J., & Escobar, F. (2023). Biodiversity impacts of land use simplification: a case study of dung beetles in a landscape of the Brazilian Atlantic forest. Int J Trop Insect Sci 43, 2045–2056. https://doi.org/10.1007/s42690–023–01106–3

Ridsdill-Smith, T. J., & Edwards, P. B. (2011). Biological control: ecosystem functions provided by dung beetles. Ecology and evolution of dung beetles, 245–266.

Sanders, N. J., Gotelli, N. J., Heller, N. E., & Gordon, D. M. (2003). Community disassembly by an invasive species. Proceedings of the National Academy of Sciences, 100(5), 2474–2477. https://doi.org/10.1073/pnas.0437913100

Saueressig, T. M., & Alves, R. (1999). Considerações sobre a mosca–dos–chifres, seu controle e criação massal do besouro coprófago *Onthophagus gazella*. Embrapa. n.2 p.1–25.

Stanbrook–Buyer, R., & Allen, J. (2025). Examining phenotypic variations in an introduced population of the invasive dung beetle *Digitonthophagus gazella* (Coleoptera: Scarabaeidae). Florida Entomologist, 108(1), 20240057. https://doi.org/10.1515/flaent–2024–0057

Tissiani, A. S. D. O., Vaz-de-Mello, F. Z., & Campelo-Júnior, J. H. (2017). Dung beetles of Brazilian pastures and key to genera identification (Coleoptera: Scarabaeidae). Pesquisa Agropecuária Brasileira, 52(06), 401-418. https://doi.org/10.1590/S0100-204X2017000600004

Velloso, A. L., Sampaio, E. S. B., & Pareyn, F. G. C. (2002). Ecorregiões para o bioma caatinga. Instituto de conservação ao Ambiental The Nature Conservancy do Brasil; Recife; Associação de Plantas do Nordeste.

Wood, S. N. (2011). Fast stable restricted maximum likelihood and marginal likelihood estimation of semiparametric generalized linear models. Journal of the Royal Statistical Society Series B: Statistical Methodology, 73(1), 3–36.

Yokoyama, K., & Kai, H. (1993). Distribution and flow of nitrogen in a cow dung–soil system colonized by paracoprid dung beetles. Edaphologia (Japan), (49).

Young, O.P. (2007). Relationships between an Introduced and Two Native Dung Beetle Species (Coleoptera: Scarabaeidae) in Georgia. Southeastern Naturalist, 6, 491–504. https://doi.org/10.1656/1528–7092(2007)6[491:RBAIAT]2.0.CO;2

Zuur, A. F., Ieno, E. N., Walker, N. J., Saveliev, A. A., & Smith, G. M. (2009). Mixed effects models and extensions in ecology with R (Vol. 574, p. 574). New York: springer.

Figures

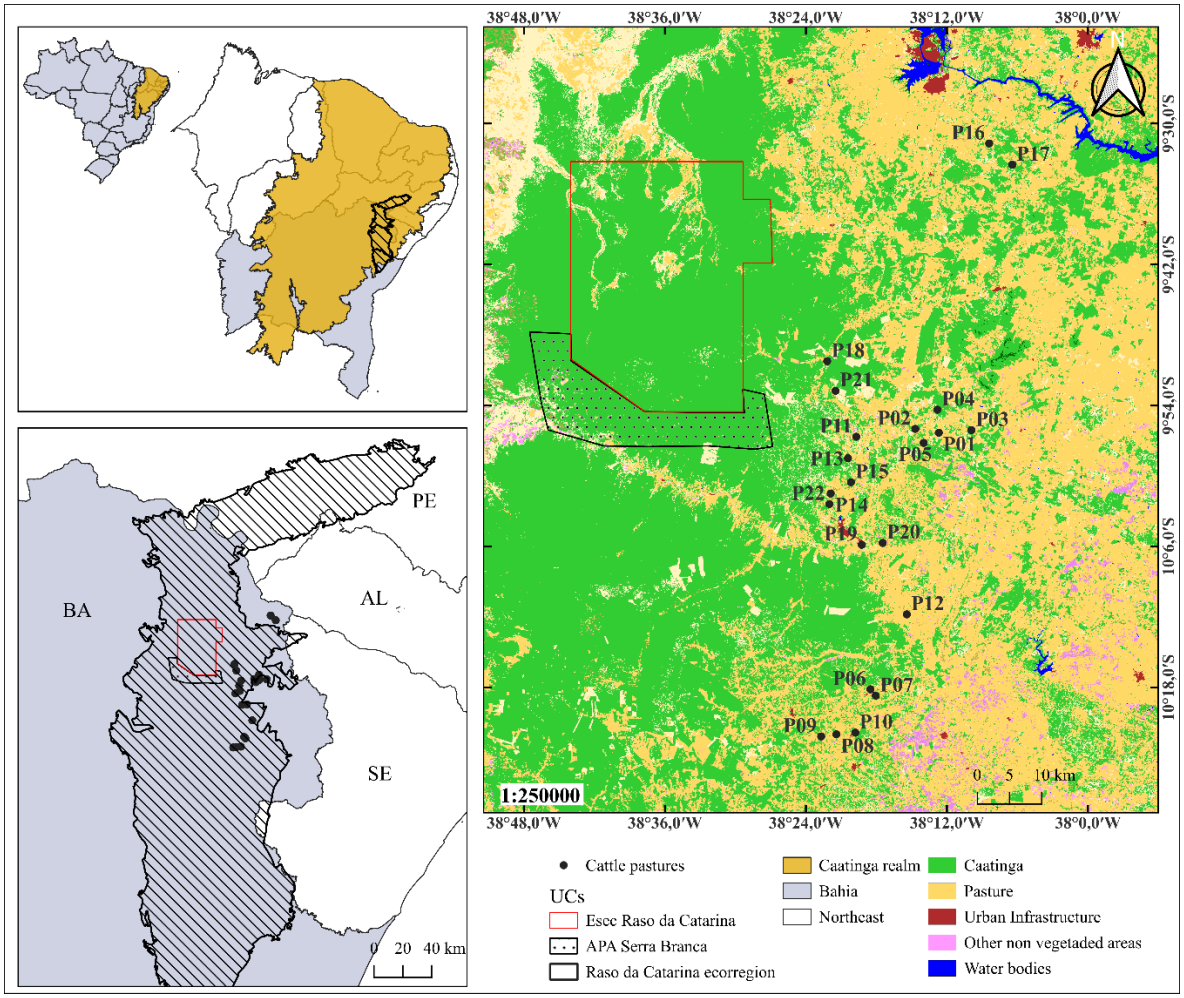

Figure 1. The study area, showing the location of the 21 cattle pastures in the Raso da Catarina ecoregion, Caatinga biome, Brazil.

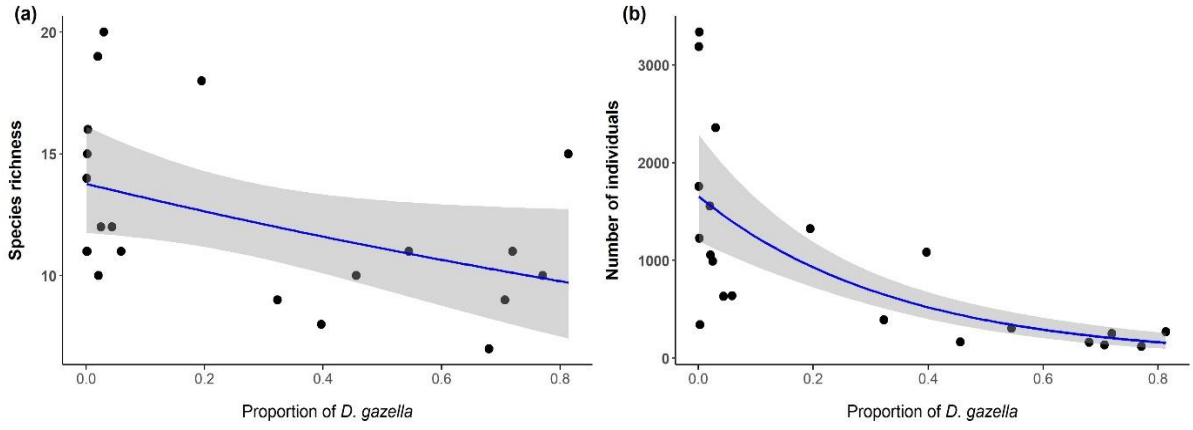

Figure 2. Response of species richness (a) and number of individuals (b) of native dung beetles to the dominance of *Digitonthophagus gazella*. The gray shaded area denotes the 95% confidence interval.

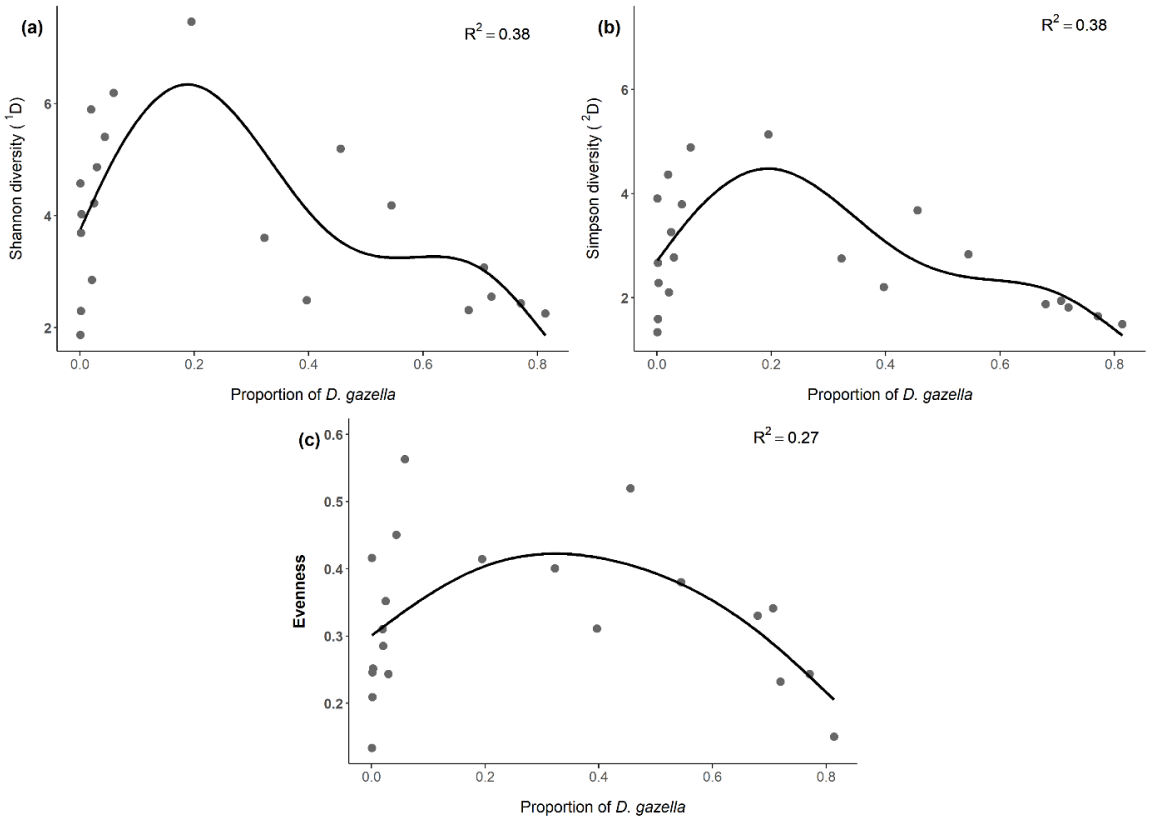

Figure 3. Response of (a) ^{1}D (Shannon diversity), (b) ^{2}D (Simpson diversity) and (c) evenness (^{1}D/^{0}D) of native dung beetle communities to the dominance of *Digitonthophagus gazella*.

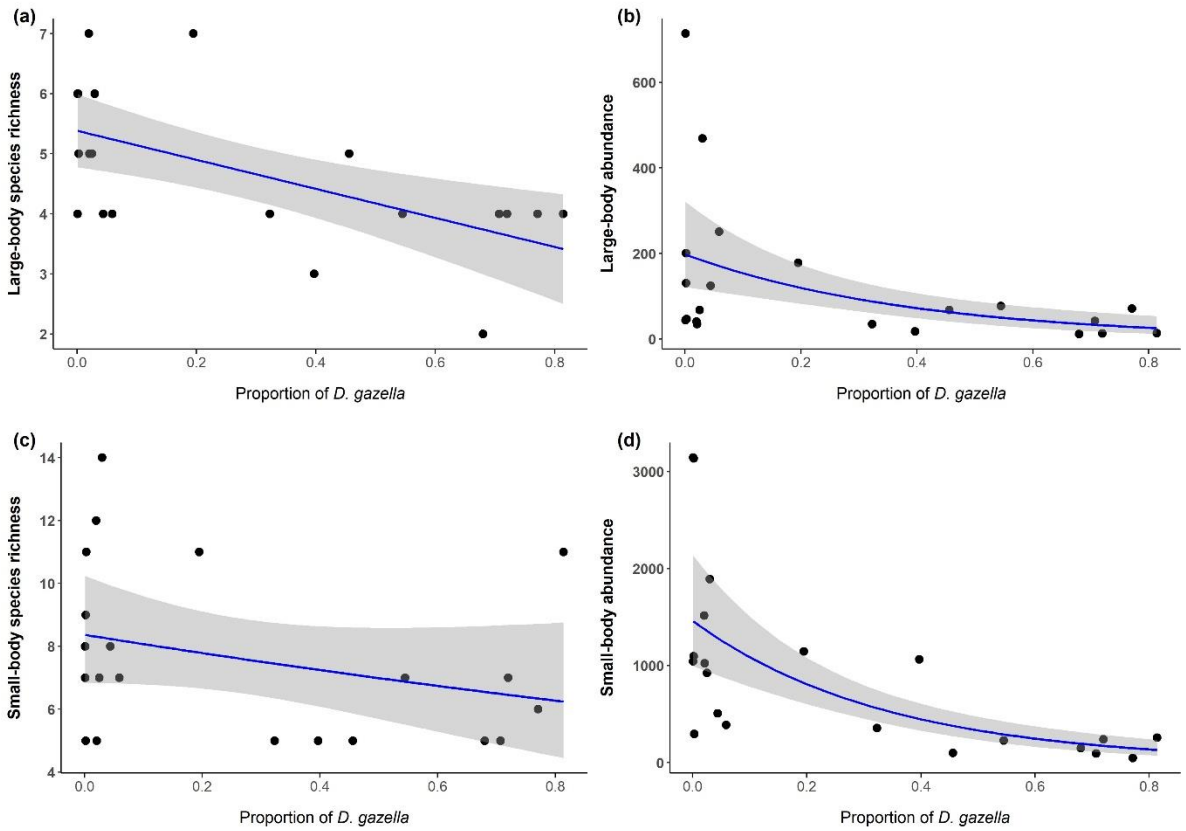

Figure 4. Body size and the response of native large–bodied dung beetle species richness (a) and abundance (b), and native small–bodied dung beetle species richness (c) and abundance (d) to the dominance of *Digitonthophagus gazella*. The gray shaded area denotes the 95% confidence interval.

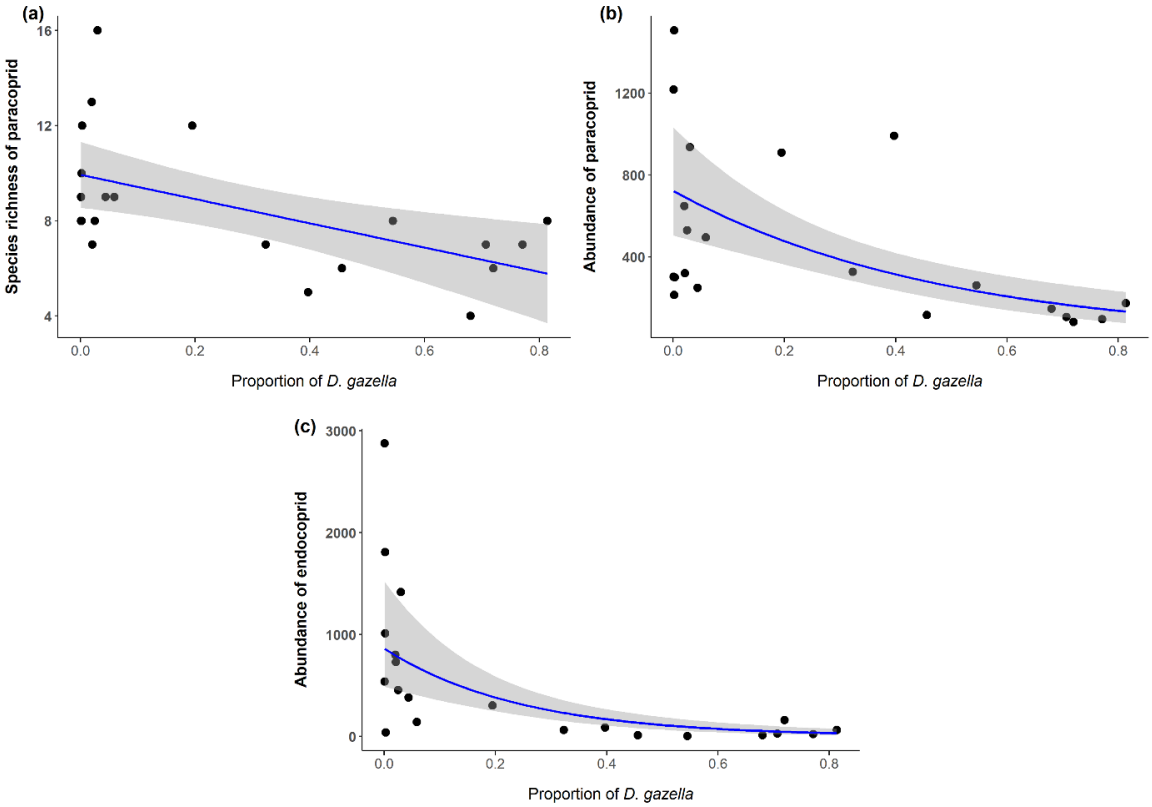

Figure 5. Food relocation behavior response of native paracoprid dung beetle species richness (a) and abundance (b), and native endocoprid dung beetle species abundance (c) to the dominance of *Digitonthophagus gazella*. The gray shaded area denotes the 95% confidence interval.

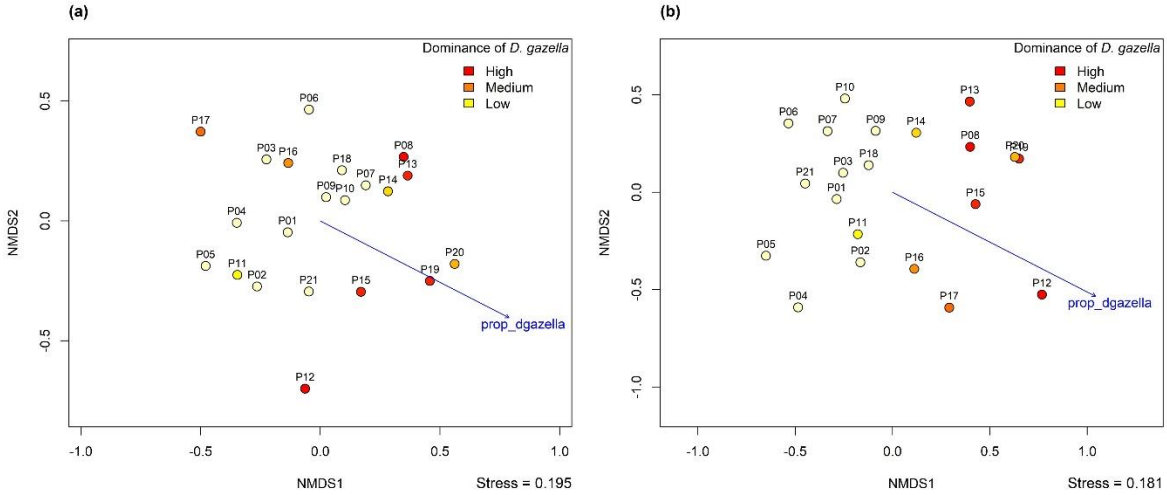

Figure 6. Non–metric multidimensional scaling (NMDS) ordination based on Jaccard (a) and Bray–Curtis (b) dissimilarities of native dung beetle communities across 21 Caatinga cattle pasture sites. Points represent pastures and are colored according to relative dominance (High, Medium, Low) of the exotic species *Digitonthophagus gazella*.

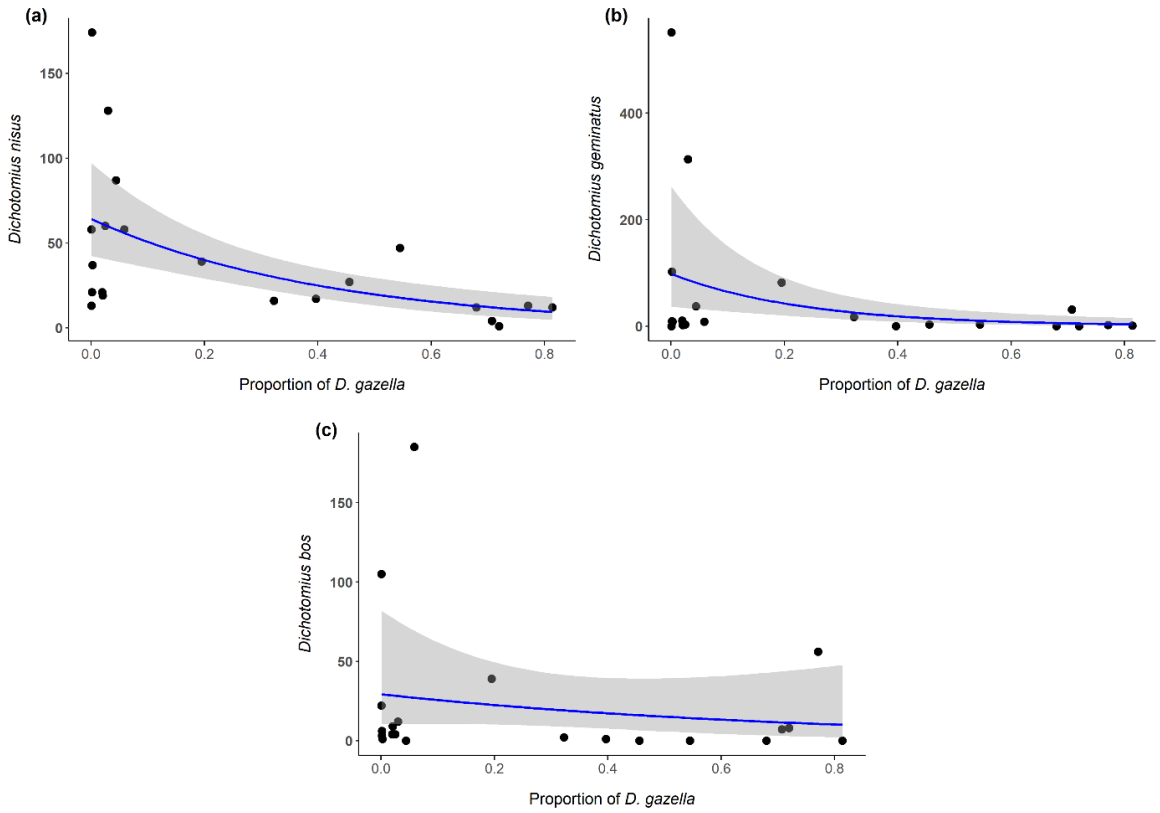

Figure 7. Abundance response of the three native paracoprid dung beetle species of the *Dichotomius* genus, *D. nisus* (a), *D. geminatus* (b) and *D. bos* (c), to the dominance of *Digitonthophagus gazella*. The gray shaded area denotes the 95% confidence interval.

Supplementary material

Table S1. Dung beetle species ordered from highest to lowest number of individuals collected in 21 pastures in the Raso da Catarina ecoregion, Caatinga biome, Brazil. Body size (Hanski & Cambefort, 1991) and food relocation behavior (Halffter & Matthews, 1966) are shown in parentheses: L = Large (>10 mm), S = small (<10 mm), P = Paracoprid, T = Telecoprid, E = Endocoprid. NI = Number of individuals.

Species / author	**P1**	**P2**	**P3**	**P4**	**P5**	**P6**	**P7**	**P8**	**P9**	**P10**	**P11**	**P12**	**P13**	**P14**	**P15**	**P16**	**P17**	**P18**	**P19**	**P20**	**P21**	**NI**
Genieridium margareteae (Génier & Vaz-de-Mello, 2002) (S, E)	1730	420	301	28	1398	966	688	1	45	478	15	13	8	26	7	3	5	425	1	3	2749	9310
***Digitonthophagus gazella* (Fabricius, 1787) (L, P)**	**6**	**31**	**29**	**1**	**72**	**3**	**23**	**400**	**40**	**2**	**321**	**1178**	**328**	**187**	**647**	**139**	**366**	**25**	**344**	**712**	**4**	**4858**
Ateuchus semicribratus (Harold, 1868) (S, P)	1065	70	86	222	88	83	280	7	207	492	559	32	29	290	58	59	41	117	1	0	172	3958
Onthophagus aff. *ptox* (S, P)	128	492	19	12	112	0	4	17	23	6	60	118	35	2	14	19	142	342	134	973	78	2730
Trichillum externepunctatum Preudhomme de Borre, 1880 (S, E)	80	381	80	12	20	45	43	21	98	61	290	50	21	38	153	9	0	29	12	86	126	1655
Dichotomius geminatus (Arrow, 1913) (L, P)	9	10	37	8	313	102	2	2	8	551	82	1	31	17	0	3	3	3	0	0	0	1182
Dichotomius nisus (Olivier, 1789) (L, P)	174	21	87	37	128	21	19	13	58	58	39	12	4	16	1	27	47	60	12	17	13	864
Dichotomius bos (Blanchard, 1845) (L, P)	3	4	0	1	12	6	9	56	185	105	39	0	7	2	8	0	0	4	0	1	22	464
Canthidium aff. *manni* (S, P)	10	17	15	3	183	1	0	0	8	1	32	0	0	0	0	0	0	3	0	0	0	273
Tetraechma liturata (Germar, 1813) (S, T)	6	74	0	2	2	0	0	0	0	0	90	17	0	0	4	0	0	0	2	1	1	199
Ontherus digitatus Harold, 1868 (S, P)	21	11	1	6	23	1	0	0	1	0	40	0	0	0	1	8	26	0	0	0	10	149
Onthophagus hircus Billberg, 1815 (S, P)	87	5	3	3	10	0	7	0	0	1	0	0	0	0	0	0	2	0	0	1	4	123
Ontherus appendiculatus (Mannerheim, 1828) (S, P)	9	9	0	0	16	0	0	0	6	4	46	1	0	1	0	0	0	1	0	0	4	97

Deltochilum verruciferum Felsche, 1911 (L, T)	6	2	0	1	0	0	0	0	0	0	6	1	0	0	4	35	27	0	0	0	1	83
Canthidium humerale (Germar, 1813) (S, P)	0	7	0	0	32	0	0	0	0	0	11	3	0	0	0	0	0	0	0	0	0	53
Pseudocanthon xanthurus (Blanchard, 1847) (S, T)	0	28	0	0	0	0	0	1	0	0	1	13	0	0	0	0	0	0	0	0	0	43
Malagoniella astyanax (Olivier, 1789) (L, T)	9	3	1	0	3	1	5	0	0	0	11	0	0	0	0	3	0	1	0	0	4	41
Canthon aff. *carbonarius* (S, T)	0	0	0	0	0	0	0	0	0	0	0	0	0	0	2	0	12	6	0	0	0	20
Diabroctis mimas (Linnaeus, 1758) (L, P)	0	0	0	0	13	0	0	0	0	0	1	0	0	0	0	0	0	0	0	0	0	14
Canthidium prasinum (Blanchard, 1845) (S, P)	0	0	0	0	4	0	0	0	0	0	0	7	0	0	0	0	0	0	0	0	0	11
Canthidium sp. 2 (S, P)	0	0	1	4	1	0	0	1	0	0	0	0	0	0	0	0	1	0	0	0	0	8
Canthidium sp. 3 (S, P)	0	0	0	3	1	0	0	0	0	0	1	0	0	0	0	0	0	0	0	0	0	5
Deltochilum pseudoicarus Balthasar, 1939 (L, T)	0	0	0	0	0	0	0	0	0	0	0	0	0	0	0	0	0	0	0	0	4	4
Uroxys bahianus Boucomont, 1928 (S, P)	0	1	0	0	0	0	0	0	0	0	0	0	1	0	0	0	0	0	0	0	0	2
Canthidium sp. 1 (S, P)	0	0	0	1	0	0	0	0	0	0	0	0	0	0	0	0	0	0	0	0	0	1
Canthidium sp. 5 (S, P)	0	0	0	0	1	0	0	0	0	0	0	0	0	0	0	0	0	0	0	0	0	1
Canthon sp. 2 (S, T)	0	0	0	0	0	0	0	0	0	0	0	1	0	0	0	0	0	0	0	0	0	1
Canthon sp. 4 (S, T)	0	0	0	0	0	0	0	0	0	0	0	1	0	0	0	0	0	0	0	0	0	1
Dichotomius puncticollis (Luederwaldt, 1935) (L, P)	0	0	0	0	0	1	0	0	0	0	0	0	0	0	0	0	0	0	0	0	0	1
Ontherus azteca Harold, 1869 (L, P)	0	1	0	0	0	0	0	0	0	0	0	0	0	0	0	0	0	0	0	0	0	1
Species richness	**15**	**19**	**12**	**16**	**20**	**11**	**10**	**10**	**11**	**11**	**18**	**15**	**9**	**9**	**11**	**10**	**11**	**12**	**7**	**8**	**14**	**30**
Number of individuals	**3343**	**1587**	**660**	**344**	**2432**	**1230**	**1080**	**519**	**679**	**1759**	**1644**	**1448**	**464**	**579**	**899**	**305**	**672**	**1016**	**506**	**1794**	**3192**	**26152**

Table S2. Raw outputs of run models from each variable examined and its main statistics.

Variable	β	P–value	AICc		Model/Distribution
			Fitted	Null	
Species richness	**–0.428**	**0.045***	**114.420**	115.822	Glm poisson
Number of individuals	**–2.8969**	**<0.000*** **	**315.688**	337.010	Glm.nb
Shannon diversity (^{1}D)	**NA**	**0.03***	**78.706**	81.282	GAM–Gaussian
Simpson diversity (^{2}D)	**NA**	**0.03***	**65.678**	68.593	GAM–Gaussian
Evenness (^{1}D/^{0}D)	*NA*	*0.06·*	*–31.258*	–28.590	GAM–Gaussian
Large–bodied_richness	**–3.209**	**0.004** **	**66.946**	73.294	Glm–Gaussian
Large–bodied_abundance	**–2.5127**	**<0.000*** **	**241.103**	249.989	Glm.nb
Small–bodied_richness	–0.3598	0.182	101.860	**103.686**	Glm poisson
Small–bodied_abundance	**–2.9604**	**<0.000*** **	**314.485**	331.791	Glm.nb
Paracoprid_richness	**–0.6388**	**0.0156 * **	**99.265**	102.977	Glm poisson
Paracoprid_abundance	**–2.0766**	**<0.000*** **	**293.349**	303.194	Glm.nb
Telecoprid_richness	0.0914	0.861	77.093	**74.667**	Glm poisson
Telecoprid_abundance	–0.3377	0.78	158.918	**156.235**	Glm.nb
Endocoprid_abundance	**–4.0721**	**<0.000*** **	**286.205**	302.390	Glm.nb
*Dichotomius bos*_abundance	–1.316	0.306	159.146	**157.465**	Glm.nb
Dichotomius nisus abundance	**–2.3584**	**<0.000*** **	**193.259**	203.020	Glm.nb
*Dichotomius geminatus*_abundance	**–4.1574**	**<0.000*** **	**178.427**	183.007	Glm.nb

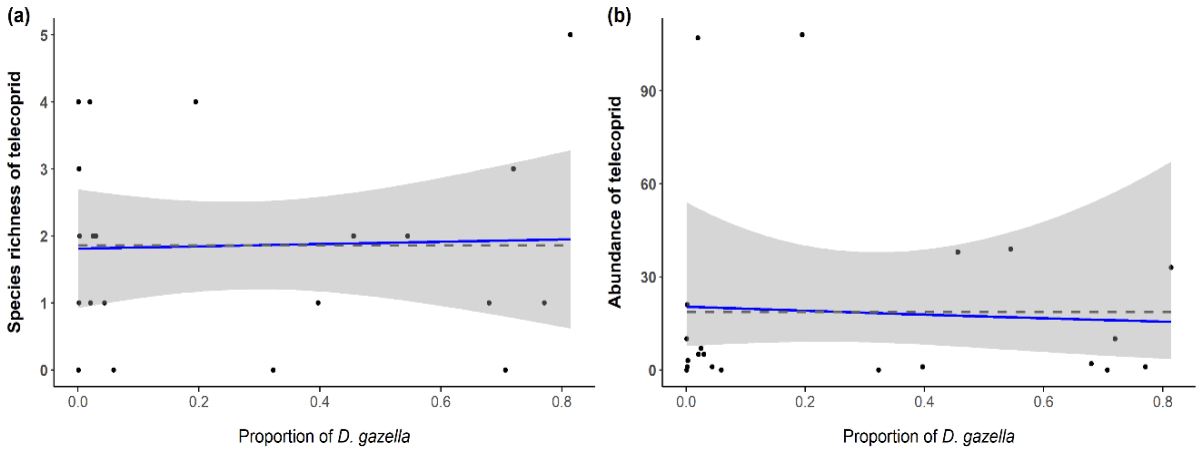

Figure S1. Telecoprid species richness (a) and abundance (b) response to *Digitonthophagus gazella* dominance is explained by the null model.

CONSIDERAÇÕES FINAIS

Esta tese investigou os efeitos da pecuária sobre a diversidade de besouros coprófagos (Scarabaeinae) em múltiplas escalas, desde análises de síntese continental com a meta-análise para as Américas, até estudos de campo no semiárido brasileiro, com foco na ecorregião do Raso da Catarina (Caatinga). Os resultados obtidos permitem algumas conclusões centrais:

1. Conversão de ecossistemas naturais em pastagens – A meta-análise para as Américas revelou que a transformação de ambientes naturais em pastagens exóticas gera efeitos consistentes e negativos sobre a riqueza, abundância e diversidade funcional de besouros coprófagos. Esses impactos são mais severos quando florestas primárias são substituídas por pastagens abertas, enquanto sistemas silvipastoris por apresentarem estrutura vegetal mais complexa, apresentam efeitos atenuados e podem ser uma alternativa chave para a manutenção da diversidade em escala local e de paisagem.

2. Assembleias em fragmentos de Caatinga – Os fragmentos florestais do Raso da Catarina, mesmo sob forte pressão antrópica, ainda funcionam como refúgios importantes de diversidade, abrigando uma fauna plástica capaz de explorar tanto recursos nativos quanto esterco bovino.

3. Efeitos de escalas local e de paisagem – Nas pastagens da Caatinga, elementos da paisagem mostraram-se mais determinantes para a diversidade de besouros rola-bosta do que o manejo local. Contudo, práticas invasivas como o uso de ivermectina tiveram efeitos negativos claros, reduzindo a diversidade das assembleias.

4. Invasão biológica por *Digitonthophagus gazella*, espécie de origem africana introduzida voluntariamente nos anos 1989 e que se tornou invasiva – Essa espécie exótica revelou forte dominância nos pastos do Raso da Catarina, promovendo supressão de espécies nativas, em especial paracoprídeos de tamanho grande, e comprometendo funções ecológicas essenciais.

5. Integração entre biodiversidade e produção pecuária – Os resultados convergem para a importância de sistemas mais complexos (silvipastoris, ocorrência de árvores nativas remanescentes, mosaicos de vegetação) como alternativas viáveis para reduzir os impactos negativos da pecuária, conciliando conservação e produção.

Limitações do estudo, sugestões de expansão do estudo

Apesar dos avanços, permanecem algumas lacunas que não foram totalmente respondidas nesta tese: Por exemplo, no que tange ao capítulo de revisão, faltam estudos experimentais que comparem e reportem diretamente mudanças em assembleias a perda de serviços ecossistêmicos através de experimentos de campo, motivo pelo qual não foi possível avaliar a fundo e quantificar a perda de serviços em detrimento da transformação dos ambientes naturais em pastos nas Américas. Especificamente para os capítulos sobre a ecorregião do Raso da Catarina, não foi possível traçar um panorama geral sobre os efeitos de longo prazo. Em outras palavras, se faz necessária a amostragem de séries temporais em janelas que contemplem a variação sazonal da região na qual a Caatinga é tributária. Desta forma, seria possível avaliar a persistência ou reversibilidade dos efeitos da pecuária, do uso de ivermectina e da invasão de *D. gazella* sobre as assembleias de besouros rola-bosta. Há de se notar, então, que a interação entre eventos climáticos extremos (secas severas, chuvas erráticas) e a dinâmica das assembleias de rola-bostas permanece pouco explorada.

O que explica a hiperabundância de espécies pequenas e da espécie exótica *D. gazella* nos pastos do Raso da Catarina? Essa é uma lacuna não explorada que deve-se tomada em conta. Saber quais características locais e de paisagem estão ligadas à hiperabundância de *D. gazella* poderia auxiliar na promoção de estratégias de conservação na região.

Em contexto de paisagem, é necessário compreender como arranjos mistos (fundo de pasto, silvipastoril, áreas de vegetação nativa de diferentes fitofisionomias) podem sustentar a biodiversidade e os serviços ecossistêmicos em longo prazo. Especificamente, fragmentos nativos usados ou não pelo pastoreio apresentam a mesma composição de espécies de rola-botas? Ou a presença de gado nos fragmentos altera a estrutura e composição das espécies de besouros?

CONCLUSÕES FINAIS

Em síntese, esta tese demonstra que a pecuária, embora vital para a subsistência e economia do semiárido, impõe pressões significativas sobre a biodiversidade e o funcionamento dos ecossistemas. Ao mesmo tempo, aponta caminhos para a integração entre produção e conservação, reforçando a urgência de práticas sustentáveis que incorporem planejamento em escala de paisagem, redução do uso de insumos nocivos e valorização de sistemas silvipastoris.

O avanço do conhecimento sobre besouros coprófagos no semiárido brasileiro não apenas preenche lacunas relevantes sobre a biodiversidade da Caatinga, mas também contribui para a construção de estratégias de manejo que conciliem a permanência da vida, da cultura regional e da produção pecuária com a conservação da diversidade biológica e dos serviços ecossistêmicos providos pelos besouros.

REFERÊNCIAS BIBLIOGRÁFICAS

Ab'Saber, A. N. (1974). O domínio morfoclimático semi-árido das caatingas brasileiras. Geomorfologia, (43), 1-39.

Ab'Sáber, A. N. (1999). Nordeste sertanejo: a região semi-árida mais povoada do mundo. Estudos avançados, 13(36), 60-61.

Alvarado, F., Andrade, E. R., Santos, B. A., Prescott, G., Souza, G., & Escobar, F. (2018). Forest cover is more important than farmland heterogeneity and livestock intensification for the retention of dung beetle phylogenetic diversity. Ecological indicators, 93, 524-532.

Alvarado, F., Dáttilo, W., & Escobar, F. (2019). Linking dung beetle diversity and its ecological function in a gradient of livestock intensification management in the Neotropical region. Applied Soil Ecology, 143, 173-180.

Alves, J. J. A., de Araújo, M. A., & do Nascimento, S. S. (2009). Degradação da Caatinga: uma investigação ecogeográfica. Revista Caatinga, 22(3), 126-135. https://doi.org/10.14393/RCG92715740

Amorim, I. L. D., Sampaio, E. V., & Araújo, E. D. L. (2005). Flora e estrutura da vegetação arbustivo-arbórea de uma área de caatinga do Seridó, RN, Brasil. Acta botânica brasílica, 19, 615-623. https://doi.org/10.1590/S0102-33062005000300023

Arce-Peña, N. P., Arroyo-Rodríguez, V., Avila-Cabadilla, L. D., Moreno, C. E., & Andresen, E. (2022). Homogenization of terrestrial mammals in fragmented rainforests: the loss of species turnover and its landscape drivers. Ecological Applications, 32(1), e02476.

Arellano, L., León-Cortés, J. L., & Halffter, G. (2008). Response of dung beetle assemblages to landscape structure in remnant natural and modified habitats in southern Mexico. Insect Conservation and Diversity, 1(4), 253-262. https://doi.org/10.1111/j.1752-4598.2008.00033.x

Arellano, L., Noriega, J. A., Ortega-Martinez, I. J., Rivera, J. D., Correa, C. M., Gomez-Cifuentes, A., ... & Barragán, F. (2023). Dung beetles (Coleoptera: Scarabaeidae) in grazing lands of the Neotropics: a review of patterns and research trends of taxonomic and functional diversity, and functions. Frontiers in Ecology and Evolution, 11, 1084009.

Arrow, G. (1933). The genus Uroxys (Coleoptera, Copridae), with descriptions of some new species. Annals Magazine of Natural History, Series 10, 11, 385–399. https://doi.org/10.1080/00222933308673669

Arroyo-Rodríguez, V., Rös, M., Escobar, F., Melo, F. P., Santos, B. A., Tabarelli, M., & Chazdon, R. (2013). Plant β-diversity in fragmented rain forests: testing floristic homogenization and differentiation hypotheses. Journal of Ecology, 101(6), 1449-1458.

Bar-On, Y. M., Phillips, R., & Milo, R. (2018). The biomass distribution on Earth. Proceedings of the National Academy of Sciences, 115(25), 6506-6511. https://doi.org/10.1073/pnas.1711842115

Barragán, F., Moreno, C. E., Escobar, F., Halffter, G., & Navarrete, D. (2011). Negative impacts of human land use on dung beetle functional diversity. PloS one, 6(3), e17976.

Bernardes, N. (1999). As caatingas. Estudos avançados, 13, 69-78.

Bezerra-Gusmão, M. A., Viana-Junior, A. B., Da Costa, B. G., De Mello, A. P., da Silva, P. G., & Arab, A. (2022). Cerambycid beetle communities in caatinga dry forests are structured by seasonal species turnover. Neotropical Entomology, 51(3), 368-375. https://doi.org/10.1007/s13744-022-00951-0

Bilotta, G. S., Brazier, R. E., & Haygarth, P. M. (2007). The impacts of grazing animals on the quality of soils, vegetation, and surface waters in intensively managed grasslands. Advances in agronomy, 94, 237-280.

Bogoni, J. A., da Silva, P. G., & Peres, C. A. (2019). Co-declining mammal–dung beetle faunas throughout the Atlantic Forest biome of South America. Ecography, 42(11), 1803-1818.

Bourg, A., Escobar, F., MacGregor-Fors, I., & Moreno, C. E. (2016). Got dung? Resource selection by dung beetles in Neotropical forest fragments and cattle pastures. Neotropical Entomology, 45(5), 490-498.

Brandão, C. R. F., & Yamamoto, C. I. (2004). Invertebrados da caatinga. Biodiversidade da caatinga: áreas e ações prioritárias para a conservação.

Brandão, C. R. F., Cancello, E. M., & Yamamoto, C. I. (2000). Avaliação do estado atual do conhecimento sobre a diversidade biológica de invertebrados terrestres no Brasil. Relatório

final. Avaliação do estado do conhecimento da diversidade biológica do Brasil. MMA–GTB/CNPq–NEPAM/UNICAMP, São Paulo, 141-147.

Buse, J., Šlachta, M., Sladecek, F. X., Pung, M., Wagner, T., & Entling, M. H. (2015). Relative importance of pasture size and grazing continuity for the long-term conservation of European dung beetles. Biological Conservation, 187, 112-119.

Caballero, C. B., Biggs, T. W., Vergopolan, N., West, T. A., & Ruhoff, A. (2023). Transformation of Brazil's biomes: The dynamics and fate of agriculture and pasture expansion into native vegetation. Science of the total environment, 896, 166323. https://doi.org/10.1016/j.scitotenv.2023.166323

Cajaiba, R. L., Périco, E., da Silva, W. B., & Santos, M. (2017). Can dung beetles (Scarabaeinae) indicate the status of Amazonia's ecosystems? Insights integrating anthropogenic disturbance with seasonal patterns. Animal Biology, 67(3-4), 301-318.

Chapman, A. D. (2009). Number of Living Species in Australia and the World, Second Edition. Department of the Environment, Water, Heritage and the Arts, Australian Government, Canberra.

Dambros, C. S., Junqueira Izzo, T., Castuera de Oliveira, L., Eduardo Vicente, R., & Peres, C. A. (2024). Beta-diversity buffers fragmented landscapes against local species losses. Oikos, 2024(3), e10401.

Daniel, G. M., Noriega, J. A., da Silva, P. G., Deschodt, C. M., Sole, C. L., Scholtz, C. H., & Davis, A. L. (2022). Soil type, vegetation cover and temperature determinants of the diversity and structure of dung beetle assemblages in a South African open woodland and closed canopy mosaic. Austral Ecology, 47(1), 79-91.

Davis, A. L., Scholtz, C. H., & Swemmer, A. M. (2012). Effects of land usage on dung beetle assemblage structure: Kruger National Park versus adjacent farmland in South Africa. Journal of Insect Conservation, 16(3), 399-411. https://doi.org/10.1007/s10841-011-9426-3

de Andrade, E. M., Aquino, D. D. N., Chaves, L. C. G., & Lopes, F. B. (2017). Water as capital and its uses in the Caatinga. In *Caatinga: the largest tropical dry forest region in South America* (pp. 281-302). Cham: Springer International Publishing. https://doi.org/10.1007/978-3-319-68339-3_10

de Queiroz, L. P., Cardoso, D., Fernandes, M. F., & Moro, M. F. (2017). Diversity and evolution of flowering plants of the Caatinga domain. In Caatinga: the largest tropical dry forest region in South America (pp. 23-63). Cham: Springer International Publishing. https://doi.org/10.1007/978-3-319-68339-3_2

deCastro-Arrazola, I., Andrew, N. R., Berg, M. P., Curtsdotter, A., Lumaret, J. P., Menéndez, R., ... & Hortal, J. (2023). A trait-based framework for dung beetle functional ecology. Journal of Animal Ecology, 92(1), 44-65. https://doi.org/10.1111/1365-2656.13829

Dennis, A. (1997). Effects of Livestock Grazing on Forest Habitats. In: Schwartz, M.W. (eds) Conservation in Highly Fragmented Landscapes. Springer, Boston, MA. https://doi.org/10.1007/978-1-4757-0656-7_14

dos Santos, F. D. A., & de Aquino, C. M. S. (2017). Panorama da desertificação no Nordeste do Brasil: características e suscetibilidades. Geografia, 2(7).

Edwards, P. (2009). Introduced Dung Beetles in Australia 1967–2007: current status and future directions. Dung Beetles for Landcare Farming Committee.

Escobar, F. (2004). Diversity and composition of dung beetle (Scarabaeinae) assemblages in a heterogeneous Andean landscape. Tropical zoology, 17(1), 123-136.

Escobar, F., Halffter, G., & Arellano, L. (2007). From forest to pasture: an evaluation of the influence of environment and biogeography on the structure of beetle (Scarabaeinae) assemblages along three altitudinal gradients in the Neotropical region. Ecography, 30(2), 193-208.

Escobar, F., Lobo, J. M., & Halffter, G. (2005). Altitudinal variation of dung beetle (Scarabaeidae: Scarabaeinae) assemblages in the Colombian Andes. Global Ecology and Biogeography, 14(4), 327-337.

Escobar, F., Lobo, J. M., & Halffter, G. (2006). Assessing the origin of Neotropical mountain dung beetle assemblages (Scarabaeidae: Scarabaeinae): the comparative influence of vertical and horizontal colonization. Journal of Biogeography, 33(10), 1793-1803.

Estrada-Carmona, N., Sánchez, A. C., Remans, R., & Jones, S. K. (2022). Complex agricultural landscapes host more biodiversity than simple ones: A global meta-analysis. Proceedings of the

National Academy of Sciences, 119(38), e2203385119. https://doi.org/10.1073/pnas.2203385119

Fahrig, L. (2013). Rethinking patch size and isolation effects: the habitat amount hypothesis. Journal of biogeography, 40(9), 1649-1663.

FAO – Food and Agriculture Organization of the United Nations. (2023). – with major processing by Our World in Data. "Number of cattle – FAO" [dataset]. Food and Agriculture Organization of the United Nations, "Production: Crops and livestock products" [original data]. Retrieved April 7, 2024 from https://ourworldindata.org/grapher/cattle–livestock–count–heads

Filazzola, A., Brown, C., Dettlaff, M. A., Batbaatar, A., Grenke, J., Bao, T., ... & Cahill Jr, J. F. (2020). The effects of livestock grazing on biodiversity are multi-trophic: a meta-analysis. Ecology Letters, 23(8), 1298-1309. https://doi.org/10.1111/ele.13527

Filho, W. M., Flechtmann, C. A., Godoy, W. A., & Bjornstad, O. N. (2018). The impact of the introduced *Digitonthophagus gazella* on a native dung beetle community in Brazil during 26 years. Biological Invasions, 20(4), 963–979. https://doi.org/10.1007/s10530–017–1603–1

Francesconi, W., Montagnini, F., & Ibrahim, M. (2011). Using bird distribution to evaluate the potential of living fences to restore landscape connectivity in pasturelands. Agroforestry as a tool for landscape restoration. Nova Science Publishers, New York, 133-142.

Frank, K., Hülsmann, M., Assmann, T., Schmitt, T., & Blüthgen, N. (2017). Land use affects dung beetle communities and their ecosystem service in forests and grasslands. Agriculture, Ecosystems & Environment, 243, 114-122.

Garcia, A. G., Mesquita Filho, W., Flechtmann, C. A., Lockwood, J. L., & Bonachela, J. A. (2022). Alternative stable ecological states observed after a biological invasion. Scientific reports, 12(1), 20830. https://doi.org/10.1038/s41598–022–24367–3

Gillett, C.P., Toussaint E.F. (2020). Macroevolution and shifts in the feeding biology of the New World scarab beetle tribe Phanaeini (Coleoptera: Scarabaeidae: Scarabaeinae). Biological Journal of the Linnean Society 130(4): 661-682. https://doi.org/10.1093/biolinnean/blaa058

González-Gómez, L., González-Tokman, D., García, J. H., Lira-Noriega, A., & Escobar, F. (2023). Influence of landscape and livestock management on dung beetle diversity in tropical cattle pastures. Biodiversity and Conservation, 32(5), 1687-1707.

González-Tokman, D., Martínez, I., Villalobos-Ávalos, Y., Munguía-Steyer, R., del Rosario Ortiz-Zayas, M., Cruz-Rosales, M., & Lumaret, J. P. (2017). Ivermectin alters reproductive success, body condition and sexual trait expression in dung beetles. *Chemosphere*, *178*, 129-135.

Guedes, R. D. S., Zanella, F. C. V., & Grossi, P. C. (2019). Composição e riqueza de espécies de uma comunidade de Coleoptera (Insecta) na Caatinga. Iheringia. Série Zoologia, 109, e2019012. https://doi.org/10.1590/1678-4766e2019012

Guerra Alonso, C. B., Zurita, G. A., & Bellocq, M. I. (2020). Dung beetles response to livestock management in three different regional contexts. Scientific Reports, 10(1), 3702.

Haddad, N. M., Brudvig, L. A., Clobert, J., Davies, K. F., Gonzalez, A., Holt, R. D., ... & Townshend, J. R. (2015). Habitat fragmentation and its lasting impact on Earth's ecosystems. Science advances, 1(2), e1500052.

Halffter, G., & Edmonds, W. D. (1982). The nesting behavior of dung beetles (Scarabaeinae). An ecological and evolutive approach.

Halffter, G., & Favila, M. E. (1993). The Scarabaeinae (Insecta: Coleoptera) an Animal Group for Analysing, Inventorying and Monitoring Biodiversity in Tropical Rainforest and Modified Landscapes. Biology international.

Halffter, G., & Matthews, E. G. (1966). The natural history of dung beetles of the subfamily Scarabaeinae (Coleoptera: Scarabaeidae). *Folia Entomol. Mex.* 12-14, 1–312.

Halffter, G., Halffter, V. (2009). Why and where coprophagous beetles (Coleoptera: Scarabaeinae) eat seeds, fruits or vegetable detritus. Boletín Sociedad Entomológica Aragonesa, no 45. 1-22.

Holmgren, M. (2002). Exotic herbivores as drivers of plant invasion and switch to ecosystem alternative states. Biological Invasions, 4(1), 25-33.

Iannuzzi, L., Liberal, C. N., de Souza, T. B., Pellegrini, T. G., da Cunha, J. C. S., Koroiva, R., et al. (2021). "Sampling methods for beetles (Coleoptera)" in Measuring arthropod biodiversity. eds. J. C. Santos and G. W. Fernandes (Cham: Springer), 125–185.

Iannuzzi, L., Maia, A. C. D., & Vasconcelos, S. D. (2006). Ocorrência e sazonalidade de coleópteros buprestídeos em uma região de caatinga nordestina. Biociências (On-line), 14(2).

Iannuzzi, L.; Maia, A. C. D.; Nobre, C. E. B.; Suzuki, D. K. & Muniz, F. J. A. (2003). Padrões locais de Diversidade de Coleoptera (Insecta) em vegetação de Caatinga. In: Leal, I. R.; Tabarelli, M. & Silva, J. M. C. eds. Ecologia e Conservação da Caatinga. Recife, Editora Universitária da UFPE, p. 367-389.

IBGE (2012). Manual técnico da vegetação brasileira.

IBGE (2023). Rebanho de Bovinos (Bois e Vacas) do Brasil. Disponível em: <https://www.ibge.gov.br/explica/producao-agropecuaria/bovinos/ba>

Jacobs, C. T., & Scholtz, C. H. (2015). A review on the effect of macrocyclic lactones on dung-dwelling insects: Toxicity of macrocyclic lactones to dung beetles. Onderstepoort Journal of Veterinary Research, 82(1), 1-8.

Jaureguiberry, P., Titeux, N., Wiemers, M., Bowler, D. E., Coscieme, L., Golden, A. S., ... & Purvis, A. (2022). The direct drivers of recent global anthropogenic biodiversity loss. Science advances, 8(45), eabm9982. https://doi.org/10.1126/sciadv.abm9982

Jochmann, R., & Blanckenhorn, W. U. (2016). Non-target effects of ivermectin on trophic groups of the cow dung insect community replicated across an agricultural landscape. Basic and Applied Ecology, 17(4), 291-299.

Jorge, J. S., Santos, R. L., de Sena Monte, O., Freire, E. M. X., & Caliman, A. (2024). The Arrow Macambira (Encholirium spectabile: Bromeliaceae) as an Important Habitat for the Arthropod Fauna in Rocky Outcrops of the Brazilian Semi-Arid Region. Neotropical Entomology, 53(3), 568-577. https://doi.org/10.1007/s13744-024-01145-6

Junco, M., Iglesias, L. E., Sagués, M. F., Guerrero, I., Zegbi, S., & Saumell, C. A. (2021). Effect of macrocyclic lactones on nontarget coprophilic organisms: a review. Parasitology Research, 120(3), 773-783. https://doi.org/10.1007/s00436-021-07064-4

Kenyon, T. M., Mayfield, M. M., Monteith, G. B., & Menéndez, R. (2016). The effects of land use change on native dung beetle diversity and function in Australia's Wet Tropics. Austral Ecology, 41(7), 797-808.

Laurance, W. F., Sayer, J., & Cassman, K. G. (2014). Agricultural expansion and its impacts on tropical nature. Trends in ecology & evolution, 29(2), 107-116. https://doi.org/10.1016/j.tree.2013.12.001

Leal, I. R., Tabarelli, M., & Silva, J. M. C. (2005). Ecologia e conservação da Caatinga. Editora Universidade Federal de Pernambuco.

Leon, M. C., & Harvey, C. A. (2006). Live fences and landscape connectivity in a neotropical agricultural landscape. Agroforestry systems, 68(1), 15-26.

Lessa, T., Dos Santos, J. W., Correia, R. A., Ladle, R. J., & Malhado, A. C. (2019). Known unknowns: Filling the gaps in scientific knowledge production in the Caatinga. PLoS One, 14(7), e0219359.

Lôbo, D., Leão, T., Melo, F. P., Santos, A. M., & Tabarelli, M. (2011). Forest fragmentation drives Atlantic forest of northeastern Brazil to biotic homogenization. Diversity and Distributions, 17(2), 287-296. https://doi.org/10.1111/j.1472-4642.2010.00739.x

Lobo, J. M., & Halffter, G. (2000). Biogeographical and ecological factors affecting the altitudinal variation of mountainous communities of coprophagous beetles (Coleoptera: Scarabaeoidea): a comparative study. Annals of the entomological Society of America, 93(1), 115-126.

Lumaret, J. P., Errouissi, F., Floate, K., Rombke, J., & Wardhaugh, K. (2012). A review on the toxicity and non-target effects of macrocyclic lactones in terrestrial and aquatic environments. Current Pharmaceutical Biotechnology, 13(6), 1004-1060.

Maldaner, M. E., Costa–Silva, V. D., & Vaz–de–Mello, F. Z. (2024). Dung beetles in South American pasturelands. Biota Neotropica, 24(1), e20231567. https://doi.org/10.1590/1676–0611–BN–2023–1567

Marinoni, R.C., Ganho, N.G., Monné, M.L., Mermudes, J.R.M. (2001). Hábitos alimentares em Coleoptera (Insecta): compilação, organização de dados e novas informações sobre alimentação nas famílias de coleópteros. Holos Editora, Ribeirão Preto, 64 pp.

Martínez, I., Lumaret, J. P., Zayas, R. O., & Kadiri, N. (2017). The effects of sublethal and lethal doses of ivermectin on the reproductive physiology and larval development of the dung

beetle *Euoniticellus intermedius* (Coleoptera: Scarabaeidae). The Canadian Entomologist, 149(4), 461-472.

McKinney, M. L., & Lockwood, J. L. (1999). Biotic homogenization: a few winners replacing many losers in the next mass extinction. Trends in ecology & evolution, 14(11), 450-453. https://doi.org/10.1016/S0169-5347(99)01679-1

Millennium Ecosystem Assessment (2005). Ecosystems and human well-being: wetlands and water. World Resources Institute.

Morales-Trejo, J. J., Dáttilo, W., Zurita, G., & Arellano, L. (2024). Duration of Cattle Ranching Affects Dung Beetle Diversity and Secondary Seed Removal in Tropical Dry Forest Landscapes. Insects, 15(10), 749. https://doi.org/10.3390/insects15100749

Nascimento, Y. A., Bianchin, I., & Honer, M. R. (1990). Instruções para a criação do besouro africano Onthophagus gazella em laboratório. Embrapa. Comunicado técnico, n33 1–5.

Navarro, E. de A. (2013). Dicionário tupi antigo: a língua indígena clássica do Brasil : vocabulário português-tupi e dicionário tupi-português, tupinismos no português do Brasil, etimologias de topônimos e antropônimos de origem tupi. São Paulo. Editora Global. 678 pp.

Nichols, E. & Gardner, T. A. (2011). Dung beetles as a candidate study taxon in applied biodiversity conservation research. In *Dung Beetle Ecology and Evolution* (eds L. W. Simmons and J. Ridsdill-Smith), pp. 267–291. Wiley-Blackwell, WestSussex.

Nichols, E., Gardner, T. A., Peres, C. A., Spector, S., & Scarabaeinae Research Network. (2009). Co-declining mammals and dung beetles: an impending ecological cascade. Oikos, 118(4), 481-487. https://doi.org/10.1111/j.1600-0706.2009.17268.x

Nichols, E., Larsen, T., Spector, S., Davis, A. L., Escobar, F., Favila, M., & Vulinec, K. (2007). Global dung beetle response to tropical forest modification and fragmentation: a quantitative literature review and meta-analysis. Biological conservation, 137(1), 1-19. https://doi.org/10.1016/j.biocon.2007.01.023

Nichols, E., Spector, S., Louzada, J., Larsen, T., Amezquita, S. &Favila, M.E. (2008) Ecological functions and ecosystem services provided by Scarabaeinae dung beetles. Biological Conservation,141, 1461–1474. https://doi.org/10.1016/j.biocon.2008.04.011

Nimer, E. (1972). Climatologia da região Sudeste do Brasil: introdução à climatologia dinâmica-subsídios à geografia regional do Brasil. Revista Brasileira de Geografia, 34(1), 3-48.

Noriega, J. A., Delgado, O., Blanco, J. I., Gámez, J., & Clavijo, J. (2017). Introduction, establishment, and invasion of *Digitonthophagus gazella* (Fabricius, 1787)(Coleoptera: Scarabaeinae) in the savannas of Venezuela and Colombia. Natural Resources, 8(5), 370–381.

Noriega, J. A., Floate, K. D., Génier, F., Reid, C. A., Kohlmann, B., Horgan, F. G., ... & Lobo, J. M. (2020). Global distribution patterns provide evidence of niche shift by the introduced African dung beetle *Digitonthophagus gazella*. Entomologia Experimentalis et Applicata, 168(10), 766–782. https://doi.org/10.1111/eea.12961

ONU. (2025). Sustainable Development Goals (SDGs). United Nations Office for Sustainable Development. Disponível em: https://unosd.un.org/content/sustainable-development-goals-sdgs

Philips, T.K. (2016). Phylogeny of the Oniticellini and Onthophagini dung beetles (Scarabaeidae, Scarabaeinae) from morphological evidence. ZooKeys 579: 9. https://doi.org/10.3897/zookeys.579.6183

Pokhrel, M. R., Cairns, S. C., Hemmings, Z., Floate, K. D., & Andrew, N. R. (2021). A review of dung beetle introductions in the Antipodes and North America: Status, opportunities, and challenges. Environmental Entomology, 50(4), 762-780.

Prado Júnior, C. (1994). História econômica do Brasil. 41 ed. Editora brasiliense.

Prado, D. E. (2003). As caatingas da América do Sul. Ecologia e conservação da Caatinga, 2, 3-74. In Leal, I. R., Tabarelli, M., & da Silva, J. M. C. (Eds.). (2003). Ecologia e conservação da Caatinga. Editora Universitária UFPE.

Queiroz, I., Reis, C., & Delabie, J. H. C. (2023). Impacto Da Introdução Do Rola-Bosta Africano, *Digitonthophagus gazella* (Fabricius, 1787) (Coleoptera: Scarabaeidae: Scarabaeinae), Em Usos Da Terra Na Caatinga Do Nordeste Da Bahia, Brasil. Agrotrópica 35(2,3): 169 - 172. 10.21757/0103-3816.2023v35n2,3p169-172

Rafael, J. A., Rocha, R. A., Takiya, D. M., Câmara, J. T., Marques, D. W. A., Silva, R. A. P. de F., Menezes, I. S., & et al. (2017). Capítulo 12. Insetos dos parques nacionais de Sete Cidades

e Ubajara. In W. Mantovani, R. F. Monteiro, L. dos Anjos, & M. O. Cariello (Eds.), Pesquisas em Unidades de Conservação no Domínio da Caatinga: Subsídios à Gestão (pp. 301-313).

Raine, E. H., & Slade, E. M. (2019). Dung beetle–mammal associations: methods, research trends and future directions. Proceedings of the Royal Society B, 286(1897), 20182002.

Raine, E. H., Mikich, S. B., Lewis, O. T., Riordan, P., Vaz-de-Mello, F. Z., & Slade, E. M. (2018). Extinctions of interactions: quantifying a dung beetle–mammal network. Ecosphere, 9(11), e02491. https://doi.org/10.1002/ecs2.2491

Ramos, D. D. L., Cunha, W. L. D., Evangelista, J., Lira, L. A., Rocha, M. V. C., Gomes, P. A., Frizzas, M.R., & Togni, P. H. B. (2020). Ecosystem services provided by insects in Brazil: What do we really know?. Neotropical entomology, 49, 783-794. https://doi.org/10.1007/s13744-020-00781-y

Raven, P. H., & Wagner, D. L. (2021). Agricultural intensification and climate change are rapidly decreasing insect biodiversity. Proceedings of the National Academy of Sciences, 118(2), e2002548117. https://doi.org/10.1073/pnas.2002548117

Reis, C., Zarucki, M., Delabie, J., & Escobar, F. (2023). Biodiversity impacts of land use simplification: a case study of dung beetles in a landscape of the Brazilian Atlantic forest. Int J Trop Insect Sci 43, 2045–2056. https://doi.org/10.1007/s42690-023-01106-3

Ríos-Díaz, C. L., Moreno, C. E., Ortega-Martínez, I. J., Zuria, I., Escobar, F., & Castellanos, I. (2021). Sheep herding in small grasslands promotes dung beetle diversity in a mountain forest landscape. Journal of Insect Conservation, 25(1), 13-26. https://doi.org/10.1007/s10841-020-00277-5

Root, H. T., Miller, J. E., & Rosentreter, R. (2020). Grazing disturbance promotes exotic annual grasses by degrading soil biocrust communities. Ecological Applications, 30(1), e02016.

Rös, M., Escobar, F., & Halffter, G. (2012). How dung beetles respond to a human-modified variegated landscape in Mexican cloud forest: a study of biodiversity integrating ecological and biogeographical perspectives. Diversity and Distributions, 18(4), 377-389.

Salomão, R. P., Alvarado, F., Dália Maia, A. C., Oliveira, D. W. G. D., Linzmeier, A. M., & Iannuzzi, L. (2024). Insights of ecological resilience in Caatinga assemblages–landscape configuration drives Chrysomeloidea (Coleoptera) diversity in a seasonally dry tropical forest.

International Journal of Tropical Insect Science, 44(4), 1989-2000. https://doi.org/10.1007/s42690-024-01319-0

Salomão, R. P., Maia, A. C. D., Bezerra, B. M., & Iannuzzi, L. (2018). Attractiveness of different food resources to dung beetles (Coleoptera: Scarabaeidae) of a dry tropical area. Neotropical Entomology, 47, 69-78. https://doi.org/10.1007/s13744-017-0515-1

Sampaio, E. V. S. B. (1995). Overview of the Brazilian caatinga. In S. H. Bullock, H. A. Mooney, & E. Medina (Eds.), Seasonally Dry Tropical Forests (pp. 35-63). Cambridge University Press. https://doi.org/10.1017/CBO9780511753398.003

Sánchez-de-Jesús, H. A., Arroyo-Rodríguez, V., Andresen, E., & Escobar, F. (2016). Forest loss and matrix composition are the major drivers shaping dung beetle assemblages in a fragmented rainforest. Landscape Ecology, 31(4), 843-854.

Santos, J. C., Leal, I. R., Almeida-Cortez, J. S., Fernandes, G. W., & Tabarelli, M. (2011). Caatinga: the scientific negligence experienced by a dry tropical forest. Tropical Conservation Science, 4(3), 276-286.

Schoolmeesters, P. (2025). World Scarabaeidae Database (version 2023-05-09). In O. Bánki, Y. Roskov, M. Döring, G. Ower, L. Vandepitte, D. Hobern, D. Remsen, P. Schalk, R. E. DeWalt, M. Keping, J. Miller, T. Orrell, R. Aalbu, J. Abbott, R. Adlard, E. M. Adriaenssens, C. Aedo, E. Aescht, N. Akkari, et al., *Catalogue of Life Checklist* (Version 2023-05-15). Catalogue of Life, Leiden, Netherlands. https://doi.org/10.48580/dfs6-38g

Silva, J. M. C. D., Barbosa, L. C. F., Leal, I. R., & Tabarelli, M. (2017a). The Caatinga: understanding the challenges. In Caatinga: the largest tropical dry forest region in South America, 3-19. Springer International Publishing.

Silva, R. J., Pelissari, T. D., Krinski, D., Canale, G., & Vaz–de–Mello, F. Z. 2017. Abrupt species loss of the Amazonian dung beetle in pastures adjacent to species–rich forests. Journal of Insect Conservation, 21(3), 487–494.

Siqueira, T., Lacerda, C. G. L. T., & Saito, V. S. (2015). How does landscape modification induce biological homogenization in tropical stream metacommunities?. Biotropica, 47(4), 509-516.

Slade, E. M., Riutta, T., Roslin, T., & Tuomisto, H. L. (2016). The role of dung beetles in reducing greenhouse gas emissions from cattle farming. Scientific reports, 6(1), 18140. https://doi.org/10.1038/srep18140

Socolar, J. B., Gilroy, J. J., Kunin, W. E., & Edwards, D. P. (2016). How should beta-diversity inform biodiversity conservation?. Trends in ecology & evolution, 31(1), 67-80. https://doi.org/10.1016/j.tree.2015.11.005

Tabarelli, M., Peres, C. A., & Melo, F. P. (2012). The 'few winners and many losers' paradigm revisited: emerging prospects for tropical forest biodiversity. Biological Conservation, 155, 136-140.

Tissiani, A. S. D. O., Vaz-de-Mello, F. Z., & Campelo-Júnior, J. H. (2017). Dung beetles of Brazilian pastures and key to genera identification (Coleoptera: Scarabaeidae). Pesquisa Agropecuária Brasileira, 52(06), 401-418. https://doi.org/10.1590/S0100-204X2017000600004

Tonelli, M., Verdú, J. R., Morelli, F., & Zunino, M. (2020). Dung beetles: Functional identity, not functional diversity, accounts for ecological process disruption caused by the use of veterinary medical products. Journal of Insect Conservation, 24(4), 643-654.

Tscharntke, T., Tylianakis, J. M., Rand, T. A., Didham, R. K., Fahrig, L., Batáry, P., ... & Westphal, C. (2012). Landscape moderation of biodiversity patterns and processes-eight hypotheses. Biological reviews, 87(3), 661-685.

UN DESA - United Nations Department of Economic and Social Affairs, Population Division. 2022. World Population Prospects 2022: Summary of Results. UN DE-SA/POP/2022/TR/NO. 3.

Van Klink, R., Sheard, J. K., Høye, T. T., Roslin, T., Do Nascimento, L. A., & Bauer, S. (2024). Towards a toolkit for global insect biodiversity monitoring. Philosophical Transactions of the Royal Society B, 379(1904). https://doi.org/10.1098/rstb.2023.0101

Vaz-de-Mello, F. Z., & Bordin, B. R. (2025). Scarabaeinae. In Catálogo Taxonômico da Fauna do Brasil. Recuperado em 08 setembro 2025, de http://fauna.jbrj.gov.br/fauna/faunadobrasil/127498

Vaz-de-Mello, F.Z., Louzada, J.N., Schoereder, J.H. (1998). New data and comments on Scarabaeidae (Coleoptera: Scarabaeoidea) associated with Attini (Hymenoptera: Formicidae). The Coleopterists' Bulletin 52(3): 209-216. https://www.jstor.org/stable/4009354

Velloso, A. L., Sampaio, E. V. S. B., & Pareyn, F. G. C. (2002). Ecorregiões propostas para o Bioma Caatinga. Associação Plantas do Nordeste – Instituto de Conservação Ambiental – The Nature Conservancy do Brasil.

Verdú, J. R., Cortez, V., Ortiz, A. J., González-Rodríguez, E., Martinez-Pinna, J., Lumaret, J. P., ... & Sánchez-Piñero, F. (2015). Low doses of ivermectin cause sensory and locomotor disorders in dung beetles. Scientific reports, 5(1), 13912.

Verdú, J. R., Cortez, V., Ortiz, A. J., Lumaret, J. P., Lobo, J. M., & Sánchez-Piñero, F. (2020). Biomagnification and body distribution of ivermectin in dung beetles. Scientific reports, 10(1), 9073.

Verdú, J. R., Lobo, J. M., Sánchez-Piñero, F., Gallego, B., Numa, C., Lumaret, J. P., ... & Durán, J. (2018). Ivermectin residues disrupt dung beetle diversity, soil properties and ecosystem functioning: an interdisciplinary field study. Science of the Total Environment, 618, 219-228.

Wassenaar, T., Gerber, P., Verburg, P. H., Rosales, M., Ibrahim, M., & Steinfeld, H. (2007). Projecting land use changes in the Neotropics: The geography of pasture expansion into forest. Global Environmental Change, 17(1), 86-104. https://doi.org/10.1016/j.gloenvcha.2006.03.007

Zabel, F., Delzeit, R., Schneider, J. M., Seppelt, R., Mauser, W., & Václavík, T. (2019). Global impacts of future cropland expansion and intensification on agricultural markets and biodiversity. Nature communications, 10(1), 2844. https://doi.org/10.1038/s41467-019-10775-z